



VOLKSWAGEN RACING CUP

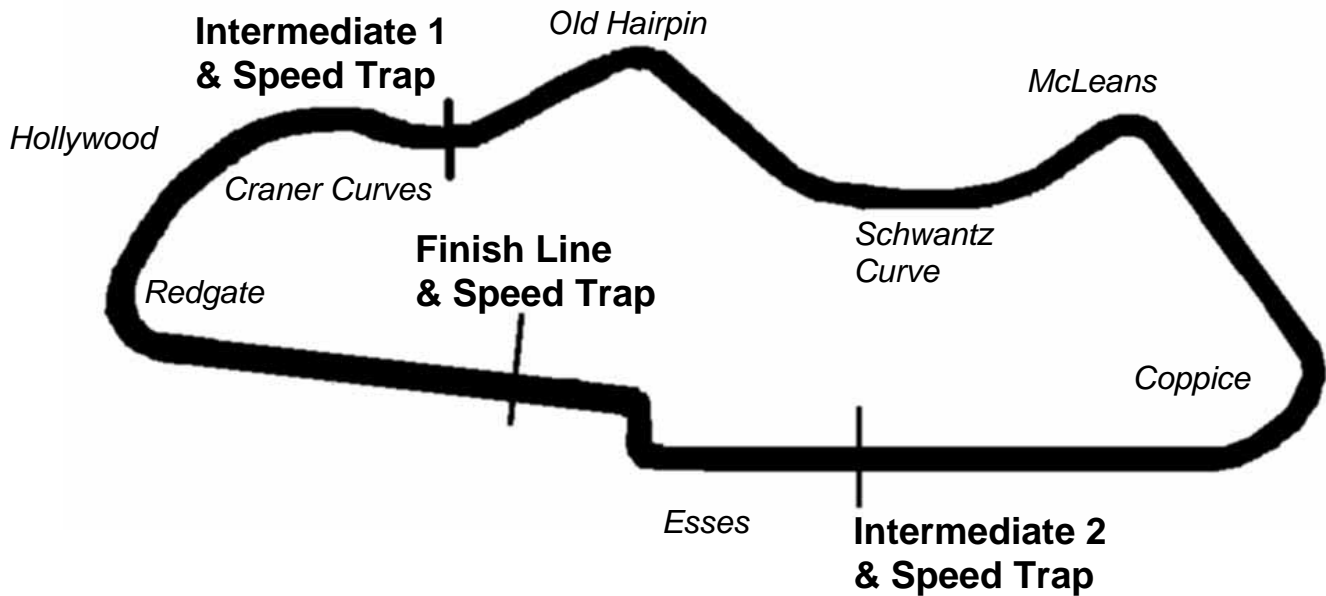
Round 13 & 14
Donington Park National

16th & 17th October 2010



Results Provided by Timing Solutions Ltd
www.tsl-timing.com

DONINGTON PARK NATIONAL



Circuit Length: 1.9791 miles / 3185.0 metres
Intermediate 1: 950 metres
Intermediate 2: 2650 metres
Pit In: 3100 metres
Pit Out: 236 metres after Finish Line
Pit In – Pit Out: 294 metres, @60kph = 17.6 seconds, @ 80kph = 13.2 seconds

Volkswagen Racing Cup

QUALIFYING - RACE 3 - ROUND 13 - CLASSIFICATION

POS	NO	CL	DRIVER / TEAM	CAR	TIME	ON	LAPS	GAP	DIFF	MPH
1	8		Aaron MASON Comline / AWM	Golf MK5 GTI	1:18.851	13	15			90.35
2	53		Steve CHAPLIN Complete Utilities	Beetle 3.2 RSI	1:19.010	12	14	0.159	0.159	90.17
3	1		Joe FULBROOK	Bora 1.8T	1:19.443	5	14	0.592	0.433	89.68
4	32		Kieran GRIFFIN Slidesports	Scirocco 2.0 R	1:19.733	9	13	0.882	0.290	89.35
5	34		Tony GILHAM Racing Line	Golf MK5 GTI	1:19.988	13	14	1.137	0.255	89.07
6	23		Richard WALKER	GOLF MK5 GTI	1:20.048	9	14	1.197	0.060	89.00
7	20		Michael KURTON Slidesports	Scirocco 2.0 R	1:20.199	14	14	1.348	0.151	88.83
8	7		Tim SNAYLAM Comline /AWM	Golf MK5 GTI	1:20.273	13	14	1.422	0.074	88.75
9	69		James WALKER KPM Racing	Golf MK5 GTI	1:20.503	12	13	1.652	0.230	88.50
10	14		Peter FELIX 20Ten Racing	Golf GTI MK5	1:20.540	12	14	1.689	0.037	88.46
11	42		Alex DZIURZYNSKI West End Precision	Corrado	1:20.592	13	15	1.741	0.052	88.40
12	12		Tony HARBERMAN TGR RACING	BEETLE 3.2 RSI	1:20.841	11	12	1.990	0.249	88.13
13	41		Didge DZIURZYNSKI West End Precision	Golf MK2	1:20.873	13	14	2.022	0.032	88.09
14	9		Peter WYHINNY Volkswagen Racing	Seat 2.0 Cupra	1:21.273	8	14	2.422	0.400	87.66
15	3		Paul TAYLOR Father & Son Racing with Goblin Racing	Golf Mk5 R32	1:21.531	13	14	2.680	0.258	87.38
16	75		Zoe WENHAM Racingline	Golf MK5 GTi	1:21.668	11	14	2.817	0.137	87.23
17	21		Daniel WALKER KPM Racing	Golf MK5 GTI	1:21.816	9	14	2.965	0.148	87.08
18	50		Peter LETTINGA KPM Racing	Golf MK5 GTI	1:21.822	11	14	2.971	0.006	87.07
19	92		Martyn WALSH AWM	Golf MK5 GTI	1:22.027	12	13	3.176	0.205	86.85
20	44		Robin RILEY	Beetle 3.2 RSI	1:22.584	13	14	3.733	0.557	86.27
21	11		Barry CULLEY Father & Son Racing with Goblin Racing	Vento VR6	1:22.782	12	13	3.931	0.198	86.06
22	99		Mark CLYNES Slidesports	Golf MK5 GTI	1:23.191	12	13	4.340	0.409	85.64
23	24		Phil MORRIS Racing Line / Team Fuchs Titan Race	Golf MK5 GTI DSG	1:23.511	8	9	4.660	0.320	85.31
24	33		Simon ELLIOTT Volkswagen Racing	Caddy Van Racer	1:24.631	12	13	5.780	1.120	84.18
25	51		Simon ANDREWS Racingline	Golf MK5 GTI DSG	1:24.661	12	13	5.810	0.030	84.15
26	4		Tony TAYLOR Father & Son Racing with Taylor Heating	GOLF MK3	1:25.408	5	5	6.557	0.747	83.41

Weather / Track : Bright / Dry

These results are provisional until the conclusion of any judicial and technical matters.

Donington Park National
Circuit Length = 1.9791 miles
Start: 13:41 End: 14:03

Clerk of Course :		Timekeeper :
-------------------	--	--------------

Volkswagen Racing Cup

QUALIFYING - RACE 3 - ROUND 13 - SECTOR ANALYSIS

1	Joe FULBROOK														
1-	30.899	63.4	49.987	107.9	15.280	96.8	1:36.166	8-	24.817	91.8	45.593	102.5	15.046	95.7	1:25.456
2-	25.263	91.2	46.167	84.4	15.733	98.4	1:27.163	9-	24.899	98.1	50.222	65.5	18.384	99.1	1:33.505
3-	23.417	100.0	43.376	113.9	14.484	99.0	1:21.277	10-	23.179	109.7	42.490	114.3	15.139	94.0	1:20.808
4-	23.265	102.3	42.742	113.7	14.644	98.3	1:20.651	11-	23.699	100.3	44.643	104.2	14.709	99.0	1:23.051
5-	22.966	107.2	42.161	113.7	14.316	99.0	1:19.443	12-	23.237	111.3	42.144	113.6	14.184	100.5	1:19.565
6-	23.734	106.0	42.812	113.6	14.372	99.9	1:20.918	13-	23.822	100.2	44.387	106.0	14.570	99.4	1:22.779
7-	23.167	108.1	42.178	113.9	14.266	99.3	1:19.611	14-	23.013	110.0	43.067	109.7	14.470	99.3	1:20.550
3	Paul TAYLOR										Father & Son Racing with Goblin Racing				
1-	28.541	83.8	50.503	92.1	16.928	95.2	1:35.972	8-	23.914	109.3	43.983	107.4	14.612	97.8	1:22.509
2-	25.498	97.4	51.573	84.0	15.833	97.4	1:32.904	9-	27.741	75.0	54.215	67.1	16.864	98.1	1:38.820
3-	24.351	104.0	44.256	108.1	15.077	97.4	1:23.684	10-	24.073	107.9	44.065	107.5	14.476	99.0	1:22.614
4-	23.736	108.8	43.734	106.0	14.616	98.1	1:22.086	11-	23.640	111.8	43.735	107.5	14.903	98.3	1:22.278
5-	23.755	107.0	43.837	107.5	14.688	98.0	1:22.280	12-	24.099	107.4	43.697	107.5	14.463	99.0	1:22.259
6-	24.051	109.7	43.642	107.0	14.646	97.8	1:22.339	13-	23.811	108.6	43.431	106.9	14.289	98.3	1:21.531
7-	23.929	108.2	43.482	107.9	14.557	97.8	1:21.968	14-	23.664	109.7	43.512	107.5	14.382	98.5	1:21.558
4	Tony TAYLOR										Father & Son Racing with Taylor Heating				
1-	32.543	69.8	55.625	93.2	18.634	91.8	1:46.802	4-	25.005	90.6	46.177	109.7	16.199	93.9	1:27.381
2-	28.902	78.2	50.152	105.8	16.751	93.3	1:35.805	5-	24.592	94.8	44.821	110.6	15.995	92.1	1:25.408
3-	26.052	87.8	47.680	103.4	16.202	95.5	1:29.934								
7	Tim SNAYLAM										Comline /AWM				
1-	30.517	72.2	54.256	102.9	16.621	90.0	1:41.394	8-	23.937	103.4	42.550	111.5	14.497	96.1	1:20.984
2-	26.987	83.4	48.741	110.9	15.741	93.3	1:31.469	9-	23.794	106.2	43.797	105.4	14.910	95.6	1:22.501
3-	24.711	93.7	44.589	106.4	14.996	94.7	1:24.296	10-	23.821	104.4	42.713	111.3	14.394	95.3	1:20.928
4-	24.297	97.0	44.074	112.4	14.772	96.0	1:23.143	11-	23.845	103.2	43.131	111.3	14.546	97.0	1:21.522
5-	24.121	103.4	43.606	108.2	14.906	95.3	1:22.633	12-	23.713	107.4	42.377	111.5	14.388	97.7	1:20.478
6-	24.248	104.5	43.205	111.1	14.946	93.1	1:22.399	13-	23.482	104.9	42.337	111.3	14.454	96.7	1:20.273
7-	26.632	87.0	46.363	105.7	15.478	95.5	1:28.473	14-	23.554	108.2	42.671	111.5	14.497	96.6	1:20.722
8	Aaron MASON										Comline / AWM				
1-	28.508	80.7	49.431	102.9	16.065	98.4	1:34.004	9-	24.626	95.5	44.321	97.7	14.935	102.5	1:23.882
2-	25.236	88.1	46.379	109.8	16.486	82.6	1:28.101	10-	23.106	108.8	42.475	113.4	14.642	100.8	1:20.223
3-	29.901	96.4	43.890	103.2	15.023	101.7	1:28.814	11-	23.192	109.8	41.980	112.6	14.224	101.8	1:19.396
4-	23.238	103.6	42.389	115.3	14.888	98.3	1:20.515	12-	22.949	109.1	42.887	112.4	14.604	102.5	1:20.440
5-	23.460	107.2	41.864	114.5	14.372	101.1	1:19.696	13-	23.097	112.0	41.678	114.5	14.076	102.9	1:18.851
6-	23.571	102.1	43.470	110.2	14.355	101.4	1:21.396	14-	25.163	91.2	50.241	105.0	14.382	102.5	1:29.786
7-	23.226	104.9	42.066	113.4	14.241	102.5	1:19.533	15-	26.987	81.9	55.932	70.8	16.010	101.8	1:38.929
8-	22.900	110.4	43.526	113.7	14.408	102.5	1:20.834								
9	Peter WYHINNY										Volkswagen Racing				
1-	32.442	72.2	57.349	96.3	17.057	89.4	1:46.848	8-	23.687	102.5	43.165	108.6	14.421	98.3	1:21.273
2-	26.416	88.4	47.999	104.9	16.183	95.3	1:30.598	9-	23.812	103.1	43.295	108.1	14.617	97.4	1:21.724
3-	24.693	95.3	45.941	107.9	15.290	96.4	1:25.924	10-	23.830	102.3	43.192	108.9	14.479	98.1	1:21.501
4-	24.129	99.9	43.982	108.9	15.339	96.8	1:23.450	11-	23.848	104.5	43.291	108.9	14.849	97.5	1:21.988
5-	24.106	101.4	43.555	108.9	14.907	96.7	1:22.568	12-	23.842	105.0	43.115	108.9	14.906	96.7	1:21.863
6-	24.579	97.1	45.226	107.7	14.770	97.4	1:24.575	13-	23.996	103.9	43.741	107.0	35.887	88.1	1:43.624
7-	24.218	102.5	44.340	109.5	14.641	97.7	1:23.199	14-	24.275	102.5	43.768	108.6	14.693	97.8	1:22.736
11	Barry CULLEY										Father & Son Racing with Goblin Racing				
1-	35.000	65.7	55.732	100.8	17.268	91.4	1:48.000	8-	25.740	87.3	46.674	102.8	15.748	97.1	1:28.162
2-	27.471	74.2	51.245	105.2	16.903	96.8	1:35.619	9-	24.685	92.4	43.717	109.7	15.441	98.7	1:23.843
3-	25.856	84.8	46.820	108.1	15.620	96.4	1:28.296	10-	24.764	88.1	44.199	108.4	15.276	99.4	1:24.239
4-	24.892	87.5	45.116	108.6	15.634	97.0	1:25.642	11-	24.119	93.2	43.567	108.2	15.182	97.1	1:22.868
5-	24.422	88.3	46.762	108.6	15.973	97.1	1:27.157	12-	24.341	91.7	43.327	108.9	15.114	89.4	1:22.782
6-	25.448	89.6	44.972	108.8	15.299	97.4	1:25.719	13-	24.527	94.3	43.594	108.2	14.929	97.4	1:23.050
7-	26.838	84.5	50.719	85.9	16.345	98.1	1:33.902								

Weather / Track : Bright / Dry

Donington Park National
Circuit Length = 1.9791 miles
Start: 13:41 End: 14:03

Volkswagen Racing Cup

QUALIFYING - RACE 3 - ROUND 13 - SECTOR ANALYSIS

12		Tony HARBERTMAN				TGR RACING									
1-	29.306	75.1	52.869	104.9	16.559	95.9	1:38.734	7-	25.191	95.6	43.578	111.1	In	1:25.204 P	
2-	28.040	70.9	53.436	107.2	15.337	99.9	1:36.813	8-	Out	95.7	43.989	111.5	14.453	101.2	3:11.703
3-	24.531	96.4	45.139	108.9	14.945	100.2	1:24.615	9-	23.689	105.5	42.916	110.4	14.293	101.7	1:20.898
4-	24.060	102.5	43.959	108.1	14.941	100.5	1:22.960	10-	23.345	111.7	42.876	108.2	14.733	100.6	1:20.954
5-	23.781	102.1	43.249	109.8	14.908	100.2	1:21.938	11-	23.506	104.5	42.984	108.9	14.351	100.3	1:20.841
6-	23.719	104.5	42.926	109.7	14.264	101.2	1:20.909	12-	26.333	88.7	47.895	65.9	In		1:35.440 P
14		Peter FELIX				20Ten Racing									
1-	31.381	67.7	54.337	106.7	17.035	92.7	1:42.753	8-	23.759	107.0	43.223	112.8	14.496	99.0	1:21.478
2-	27.879	75.1	49.223	105.5	16.047	95.1	1:33.149	9-	23.489	108.6	42.956	112.4	14.389	98.5	1:20.834
3-	25.774	81.5	46.359	110.0	15.029	98.4	1:27.162	10-	23.375	109.7	42.814	112.0	14.495	98.1	1:20.684
4-	23.968	100.2	46.614	111.7	14.804	98.3	1:25.386	11-	29.103	72.8	55.899	92.1	15.496	98.4	1:40.498
5-	23.450	106.7	43.717	112.0	14.612	98.7	1:21.779	12-	23.412	110.4	42.803	112.4	14.325	99.4	1:20.540
6-	23.531	107.7	43.165	113.0	14.370	99.4	1:21.066	13-	23.418	109.7	42.919	112.0	14.461	110.2	1:20.798
7-	25.880	90.4	46.078	99.0	15.338	96.4	1:27.296	14-	29.257	72.2	56.584	79.7	16.113	89.4	1:41.954
20		Michael KURTON				Slidesports									
1-	31.775	76.4	54.723	83.1	17.978	88.8	1:44.476	8-	25.898	102.1	43.318	110.7	14.588	95.5	1:23.804
2-	28.066	77.2	47.989	108.9	15.876	92.6	1:31.931	9-	25.507	100.5	47.019	102.1	14.721	96.6	1:27.247
3-	25.298	94.7	45.552	110.2	15.364	93.3	1:26.214	10-	26.805	99.0	43.197	111.8	14.526	97.3	1:24.528
4-	24.687	99.1	45.026	110.4	15.020	95.3	1:24.733	11-	23.652	107.4	42.801	111.1	14.447	97.3	1:20.900
5-	24.018	103.7	43.981	108.4	14.988	96.0	1:22.987	12-	23.478	110.2	42.531	111.5	14.305	97.8	1:20.314
6-	23.907	105.0	43.559	110.9	14.749	96.3	1:22.215	13-	23.411	109.8	42.761	111.5	14.391	97.5	1:20.563
7-	25.209	99.1	43.873	111.5	14.675	95.9	1:23.757	14-	23.510	107.5	42.416	111.5	14.273	97.3	1:20.199
21		Daniel WALKER				KPM Racing									
1-	30.637	72.2	53.710	106.0	16.818	95.3	1:41.165	8-	24.318	104.5	43.380	109.5	14.731	96.4	1:22.429
2-	26.520	84.4	49.445	106.7	15.694	96.4	1:31.659	9-	23.768	108.9	43.300	108.1	14.748	95.3	1:21.816
3-	25.123	92.6	47.298	108.1	15.254	96.7	1:27.675	10-	23.911	108.8	43.650	106.9	14.552	95.9	1:22.113
4-	24.310	101.4	44.680	109.5	15.119	96.3	1:24.109	11-	23.904	109.3	43.645	104.7	14.708	94.3	1:22.257
5-	24.242	101.8	43.690	109.3	14.944	96.3	1:22.876	12-	24.237	107.5	44.110	102.5	14.962	91.6	1:23.309
6-	24.192	102.9	43.684	109.5	14.785	97.1	1:22.661	13-	24.641	104.9	43.878	102.8	14.803	92.2	1:23.322
7-	24.276	103.1	43.927	110.4	14.936	95.9	1:23.139	14-	24.437	105.7	44.691	102.5	15.686	93.3	1:24.814
23		Richard WALKER													
1-	31.192	68.1	52.652	104.4	18.616	85.8	1:42.460	8-	23.865	104.5	42.441	109.1	14.354	99.1	1:20.660
2-	27.066	81.9	47.915	106.0	15.598	97.0	1:30.579	9-	23.518	103.7	42.296	109.5	14.234	99.4	1:20.048
3-	24.693	96.1	45.900	107.2	14.869	98.4	1:25.462	10-	24.091	91.8	53.132	91.4	17.315	82.1	1:34.538
4-	23.832	103.4	44.154	108.4	14.740	98.4	1:22.726	11-	27.530	75.4	53.558	103.1	14.896	97.1	1:35.984
5-	23.295	109.5	43.683	107.5	14.531	98.8	1:21.509	12-	23.335	107.2	42.911	108.9	14.230	99.9	1:20.476
6-	23.572	105.0	43.256	109.5	14.362	98.3	1:21.190	13-	23.177	107.4	42.792	109.1	14.191	99.9	1:20.160
7-	23.512	104.9	43.463	111.3	14.496	96.7	1:21.471	14-	24.549	89.4	47.228	102.0	16.091	88.0	1:27.868
24		Phil MORRIS				Racing Line / Team Fuchs Titan Race									
1-	32.360	66.8	55.335	108.1	18.474	93.7	1:46.169	6-	Out	85.5	47.617	98.3	16.166	97.1	3:52.655
2-	26.854	87.2	48.255	110.7	16.012	96.7	1:31.121	7-	24.596	90.6	45.284	109.5	15.094	98.0	1:24.974
3-	25.293	91.4	46.032	110.4	15.718	97.3	1:27.043	8-	24.405	94.4	44.273	109.5	14.833	98.3	1:23.511
4-	24.331	96.3	45.227	109.5	15.004	98.5	1:24.562	9-	28.410	75.7	56.866	74.7	In		1:48.577 P
5-	24.573	95.3	51.654	94.1	In		1:36.144 P								
32		Kieran GRIFFIN				Slidesports									
1-	30.135	77.9	54.094	105.2	17.208	92.7	1:41.437	8-	23.835	97.4	42.587	113.2	14.676	99.0	1:21.098
2-	28.175	76.9	47.917	111.3	15.991	97.1	1:32.083	9-	23.528	99.1	42.029	113.2	14.176	100.3	1:19.733
3-	24.680	95.2	45.371	113.2	15.110	99.1	1:25.161	10-	23.264	102.6	42.429	111.5	14.489	99.4	1:20.182
4-	23.648	100.3	55.618	104.9	In		1:37.136 P	11-	25.550	82.3	50.913	88.2	14.610	100.5	1:31.073
5-	Out	88.5	45.503	108.9	15.199	98.7	2:29.230	12-	23.468	98.5	42.134	113.2	14.196	99.1	1:19.798
6-	24.052	101.5	43.108	112.0	14.625	98.3	1:21.785	13-	25.124	89.0	44.228	111.7	In		1:27.015 P
7-	23.919	96.6	42.844	112.6	14.652	98.7	1:21.415								

Weather / Track : Bright / Dry

Donington Park National
Circuit Length = 1.9791 miles
Start: 13:41 End: 14:03

Volkswagen Racing Cup

QUALIFYING - RACE 3 - ROUND 13 - SECTOR ANALYSIS

33	Simon ELLIOTT				Volkswagen Racing										
1-	31.055	73.7	55.060	94.3	18.405	91.2	1:44.520	8-	26.186	95.1	45.288	105.7	15.879	95.2	1:27.353
2-	29.532	78.7	50.467	103.6	16.727	92.6	1:36.726	9-	25.418	97.3	45.906	104.0	15.335	95.2	1:26.659
3-	26.048	93.5	49.332	104.7	16.303	93.3	1:31.683	10-	24.894	99.9	45.135	104.9	15.485	94.7	1:25.514
4-	26.295	90.1	48.474	105.7	16.017	92.9	1:30.786	11-	24.832	97.4	45.208	104.9	15.264	94.8	1:25.304
5-	25.688	92.9	49.576	104.4	16.286	93.9	1:31.550	12-	24.638	96.8	44.818	104.0	15.175	95.2	1:24.631
6-	26.384	85.1	46.486	105.5	15.731	92.8	1:28.601	13-	25.107	96.3	44.647	104.7	15.088	95.6	1:24.842
7-	25.868	91.7	46.106	104.0	15.918	94.0	1:27.892								
34	Tony GILHAM				Racing Line										
1-							1:37.413	8-							1:20.127
2-							1:29.181	9-							1:20.237
3-							1:24.470	10-							1:20.362
4-							1:22.933	11-							1:20.156
5-							1:20.681	12-							1:20.200
6-							1:20.542	13-							1:19.988
7-							1:21.250	14-							1:20.231
41	Didge DZIURZYNSKI				West End Precision										
1-	27.648	87.3	53.988	86.6	16.689	96.0	1:38.325	8-	23.936	101.4	44.671	95.7	In		1:27.327 P
2-	25.392	93.7	46.404	105.5	15.541	98.1	1:27.337	9-	Out	105.5	43.648	108.4	14.771	100.0	2:35.297
3-	24.478	101.7	45.249	103.1	15.258	99.9	1:24.985	10-	23.646	108.9	43.132	109.3	14.553	99.9	1:21.331
4-	23.890	104.2	43.946	107.7	15.241	97.8	1:23.077	11-	23.514	111.7	42.992	109.7	14.389	99.9	1:20.895
5-	23.801	108.9	43.488	108.1	14.709	98.8	1:21.998	12-	23.485	111.7	43.171	108.1	14.590	99.6	1:21.246
6-	23.879	106.0	43.882	107.0	14.679	100.0	1:22.440	13-	23.418	111.8	43.080	108.8	14.375	100.3	1:20.873
7-	23.757	104.2	43.147	108.2	14.943	99.4	1:21.847	14-	23.356	106.7	45.385	108.4	14.505	98.7	1:23.246
42	Alex DZIURZYNSKI				West End Precision										
1-	29.739	73.8	49.584	105.8	16.519	94.1	1:35.842	9-	24.363	95.6	43.198	111.7	15.017	97.8	1:22.578
2-	25.152	91.7	46.224	110.2	15.364	97.8	1:26.740	10-	23.606	109.5	42.832	114.1	15.371	97.1	1:21.809
3-	24.118	103.9	44.332	110.7	15.185	99.0	1:23.635	11-	23.807	107.9	42.722	112.4	14.933	99.0	1:21.462
4-	23.884	106.5	43.746	111.1	15.000	98.3	1:22.630	12-	23.387	115.7	42.578	112.4	14.639	99.9	1:20.604
5-	23.600	111.3	43.921	110.4	15.075	98.7	1:22.596	13-	22.967	114.1	42.738	111.1	14.887	97.7	1:20.592
6-	23.603	110.0	43.240	111.7	14.860	98.8	1:21.703	14-	23.447	113.0	43.621	111.1	14.730	99.1	1:21.798
7-	25.693	86.1	45.153	110.6	15.025	98.1	1:25.871	15-	23.664	103.4	46.633	112.4	14.990	98.5	1:25.287
8-	23.767	105.8	43.703	110.2	14.859	99.6	1:22.329								
44	Robin RILEY				West End Precision										
1-	31.219	75.1	55.025	90.9	18.033	92.7	1:44.277	8-	25.021	103.1	45.002	107.4	14.794	98.4	1:24.817
2-	28.581	79.0	49.570	103.6	16.603	96.7	1:34.754	9-	24.436	108.2	44.594	108.1	14.649	99.6	1:23.679
3-	25.148	102.9	46.457	106.2	14.939	98.3	1:26.544	10-	24.001	104.9	44.508	107.7	14.760	99.6	1:23.269
4-	24.547	102.0	47.641	105.5	15.273	97.4	1:27.461	11-	25.919	83.8	53.082	78.0	15.599	100.3	1:34.600
5-	24.579	103.9	45.127	107.2	14.975	98.1	1:24.681	12-	23.902	104.5	44.056	107.9	14.649	100.0	1:22.607
6-	24.614	103.9	49.392	90.4	15.813	98.4	1:29.819	13-	23.779	104.7	44.062	109.1	14.743	100.5	1:22.584
7-	27.744	84.1	49.376	103.6	15.015	99.4	1:32.135	14-	23.833	105.8	44.255	108.2	14.742	99.9	1:22.830
50	Peter LETTINGA				KPM Racing										
1-	28.211	77.4	50.211	106.7	16.353	96.3	1:34.775	8-	23.877	103.1	43.629	110.7	14.720	98.0	1:22.226
2-	25.821	91.2	47.025	110.4	16.068	97.8	1:28.914	9-	27.465	77.1	51.999	102.1	15.203	97.0	1:34.667
3-	24.878	93.7	44.621	110.7	15.322	98.0	1:24.821	10-	24.137	102.0	43.759	110.2	14.875	97.1	1:22.771
4-	24.342	89.0	45.705	109.8	15.948	95.6	1:25.995	11-	23.882	103.6	43.181	109.5	14.759	98.1	1:21.822
5-	24.308	98.4	44.059	109.8	15.179	95.6	1:23.546	12-	28.975	86.1	46.421	110.0	14.682	98.5	1:30.078
6-	24.974	98.7	43.886	110.9	15.091	98.0	1:23.951	13-	23.677	103.6	43.476	109.3	14.926	95.9	1:22.079
7-	24.091	103.2	43.483	110.4	14.883	97.3	1:22.457	14-	23.977	105.2	44.023	104.0	20.001	54.5	1:28.001
51	Simon ANDREWS				Racingline										
1-	30.952	76.6	52.907	97.7	18.479	90.9	1:42.338	8-	25.237	94.1	45.218	105.4	15.110	94.3	1:25.565
2-	27.906	79.6	50.621	103.1	16.101	93.6	1:34.628	9-	24.994	98.7	44.497	106.0	15.403	94.9	1:24.894
3-	26.318	90.4	48.016	104.4	15.844	93.7	1:30.178	10-	24.786	100.5	44.871	106.2	15.830	94.4	1:25.487
4-	25.326	92.1	46.377	105.4	15.487	93.7	1:27.190	11-	24.806	99.7	44.936	106.2	15.158	95.1	1:24.900
5-	25.589	94.0	45.192	105.4	15.690	94.0	1:26.471	12-	24.613	98.3	44.951	106.2	15.097	94.7	1:24.661
6-	25.344	96.7	44.892	105.2	15.572	94.3	1:25.808	13-	24.877	98.3	45.122	105.8	15.150	94.5	1:25.149

Weather / Track : Bright / Dry

Donington Park National
Circuit Length = 1.9791 miles
Start: 13:41 End: 14:03

Volkswagen Racing Cup

QUALIFYING - RACE 3 - ROUND 13 - SECTOR ANALYSIS

7 -	25.445	98.1	47.004	106.0	15.406	94.8	1:27.855								
53	Steve CHAPLIN						Complete Utilities								
1 -	27.610	81.5	49.431	107.7	16.867	97.1	1:33.908	8 -	23.136	114.5	42.052	111.7	14.221	107.8	1:19.409
2 -	26.555	78.9	47.644	110.0	15.003	100.6	1:29.202	9 -	23.135	104.2	43.264	109.8	14.260	100.8	1:20.659
3 -	24.712	82.5	44.699	110.9	14.582	100.9	1:23.993	10 -	23.305	108.8	42.515	111.5	14.312	101.4	1:20.132
4 -	23.848	104.9	43.604	110.6	14.318	100.9	1:21.770	11 -	23.041	100.6	42.622	110.6	14.308	101.4	1:19.971
5 -	23.231	102.6	42.779	110.9	14.666	100.9	1:20.676	12 -	22.976	114.9	42.052	110.9	13.982	101.5	1:19.010
6 -	23.044	107.9	43.321	110.0	14.469	100.8	1:20.834	13 -	22.864	113.4	42.232	110.9	14.386	101.2	1:19.482
7 -	23.599	109.8	42.730	110.7	14.352	100.9	1:20.681	14 -	23.333	110.6	42.322	112.6	14.569	99.9	1:20.224
69	James WALKER						KPM Racing								
1 -	28.416	78.9	50.948	99.6	16.557	94.7	1:35.921	8 -	23.827	106.7	42.271	109.1	In		1:21.122 P
2 -	25.851	93.5	46.817	105.4	15.328	95.6	1:27.996	9 -	Out	93.5	46.374	107.0	15.478	97.4	3:27.450
3 -	25.336	99.6	44.905	104.2	15.110	95.2	1:25.351	10 -	23.932	104.9	42.664	108.4	14.709	97.1	1:21.305
4 -	24.956	86.4	49.629	74.6	16.465	95.5	1:31.050	11 -	24.083	94.4	42.816	107.2	14.711	97.7	1:21.610
5 -	23.794	106.9	42.817	109.3	22.087	87.8	1:28.698	12 -	23.828	104.9	42.417	108.8	14.258	97.3	1:20.503
6 -	24.226	107.5	42.493	108.6	14.785	96.6	1:21.504	13 -	23.994	93.6	44.125	108.6	14.516	87.2	1:22.635
7 -	23.697	108.1	42.536	108.8	14.778	96.6	1:21.011								
75	Zoe WENHAM						Racingline								
1 -	31.171	81.5	51.388	101.4	17.043	93.7	1:39.602	8 -	24.825	98.8	44.047	107.9	14.854	98.0	1:23.726
2 -	26.862	77.9	49.393	107.0	15.876	96.1	1:32.131	9 -	24.296	102.1	43.761	109.3	14.956	98.3	1:23.013
3 -	25.308	96.0	46.724	104.7	15.230	96.8	1:27.262	10 -	24.295	98.3	44.383	109.7	14.770	98.4	1:23.448
4 -	24.710	102.3	44.276	109.7	15.465	96.8	1:24.451	11 -	23.803	108.2	43.045	108.1	14.820	96.4	1:21.668
5 -	24.252	105.4	43.801	107.4	14.952	97.5	1:23.005	12 -	23.846	108.8	43.294	107.7	14.922	96.1	1:22.062
6 -	24.060	106.2	43.519	107.7	14.810	97.7	1:22.389	13 -	23.973	110.7	43.440	107.7	14.876	97.3	1:22.289
7 -	24.716	101.7	44.523	108.4	14.889	97.8	1:24.128	14 -	23.674	112.4	43.561	107.5	14.837	95.2	1:22.072
92	Martyn WALSH						AWM								
1 -	33.740	61.9	55.988	77.9	20.100	70.1	1:49.828	8 -	24.217	99.0	43.727	109.7	14.806	98.3	1:22.750
2 -	32.172	71.8	56.366	76.7	18.753	72.1	1:47.291	9 -	28.765	74.3	49.042	97.7	15.802	97.1	1:33.609
3 -	30.838	63.9	55.400	104.9	16.011	89.6	1:42.249	10 -	23.873	103.9	43.544	108.1	14.930	96.8	1:22.347
4 -	26.540	81.2	46.944	108.1	15.520	96.6	1:29.004	11 -	24.025	104.2	43.686	107.4	15.019	96.7	1:22.730
5 -	24.963	93.9	46.607	77.7	18.689	83.8	1:30.259	12 -	23.879	104.9	43.382	108.2	14.766	97.8	1:22.027
6 -	28.958	86.9	48.718	109.1	15.227	97.7	1:32.903	13 -	26.848	74.8	51.671	109.3	15.043	86.1	1:33.562
7 -	24.198	101.5	44.093	108.8	15.288	96.8	1:23.579								
99	Mark CLYNES						Slidesports								
1 -	31.174	75.0	55.019	89.4	18.722	88.1	1:44.915	8 -	24.948	91.3	45.400	110.6	15.053	93.7	1:25.401
2 -	29.417	79.2	53.434	105.4	17.878	91.1	1:40.729	9 -	24.776	89.1	44.787	110.6	15.954	93.6	1:25.517
3 -	27.032	83.2	52.691	99.3	16.405	94.0	1:36.128	10 -	25.046	92.1	44.108	111.1	14.725	95.7	1:23.879
4 -	25.784	86.6	45.866	110.0	15.045	96.4	1:26.695	11 -	24.196	91.7	45.218	109.5	15.008	95.1	1:24.422
5 -	24.628	85.9	46.830	110.9	15.804	94.0	1:27.262	12 -	24.200	94.0	44.168	110.6	14.823	96.3	1:23.191
6 -	25.403	85.2	45.538	110.0	15.052	95.6	1:25.993	13 -	24.145	92.1	44.618	110.0	14.934	94.5	1:23.697
7 -	25.759	88.3	45.238	110.6	14.950	96.3	1:25.947								

Weather / Track : Bright / Dry

Donington Park National
Circuit Length = 1.9791 miles
Start: 13:41 End: 14:03

Volkswagen Racing Cup

QUALIFYING - RACE 3 - ROUND 13 - BEST SECTOR TIMES

SECTOR 1				SECTOR 2				SECTOR 3				IDEAL / BEST COMPARISON			
POS	NO	NAME	TIME	NO	NAME	TIME	NO	NAME	TIME	POS	NO	NAME	IDEAL	BEST	DIFF
1	53	CHAPLIN	22.864	8	MASON	41.678	53	CHAPLIN	13.982	1	8	MASON	1:18.654	1:18.851	0.197
2	8	MASON	22.900	32	GRIFFIN	42.029	8	MASON	14.076	2	53	CHAPLIN	1:18.898	1:19.010	0.112
3	1	FULBROOK	22.966	53	CHAPLIN	42.052	32	GRIFFIN	14.176	3	1	FULBROOK	1:19.294	1:19.443	0.149
4	42	DZIURZYNSKI	22.967	1	FULBROOK	42.144	1	FULBROOK	14.184	4	32	GRIFFIN	1:19.469	1:19.733	0.264
5	23	WALKER	23.177	69	WALKER	42.271	23	WALKER	14.191	5	23	WALKER	1:19.664	1:20.048	0.384
6	32	GRIFFIN	23.264	23	WALKER	42.296	69	WALKER	14.258	6	20	KURTON	1:20.100	1:20.199	0.099
7	12	HARBERMAN	23.345	7	SNAYLAM	42.337	12	HARBERMAN	14.264	7	42	DZIURZYNSKI	1:20.184	1:20.592	0.408
8	41	DZIURZYNSKI	23.356	20	KURTON	42.416	20	KURTON	14.273	8	7	SNAYLAM	1:20.207	1:20.273	0.066
9	14	FELIX	23.375	42	DZIURZYNSKI	42.578	3	TAYLOR	14.289	9	69	WALKER	1:20.226	1:20.503	0.277
10	20	KURTON	23.411	14	FELIX	42.803	14	FELIX	14.325	10	12	HARBERMAN	1:20.485	1:20.841	0.356
11	7	SNAYLAM	23.482	12	HARBERMAN	42.876	41	DZIURZYNSKI	14.375	11	14	FELIX	1:20.503	1:20.540	0.037
12	3	TAYLOR	23.640	41	DZIURZYNSKI	42.992	7	SNAYLAM	14.388	12	41	DZIURZYNSKI	1:20.723	1:20.873	0.150
13	75	WENHAM	23.674	75	WENHAM	43.045	9	WYHINNY	14.421	13	9	WYHINNY	1:21.223	1:21.273	0.050
14	50	LETTINGA	23.677	9	WYHINNY	43.115	21	WALKER	14.552	14	3	TAYLOR	1:21.360	1:21.531	0.171
15	9	WYHINNY	23.687	50	LETTINGA	43.181	42	DZIURZYNSKI	14.639	15	75	WENHAM	1:21.489	1:21.668	0.179
16	69	WALKER	23.697	21	WALKER	43.300	44	RILEY	14.649	16	50	LETTINGA	1:21.540	1:21.822	0.282
17	21	WALKER	23.768	11	CULLEY	43.327	50	LETTINGA	14.682	17	21	WALKER	1:21.620	1:21.816	0.196
18	44	RILEY	23.779	92	WALSH	43.382	99	CLYNES	14.725	18	92	WALSH	1:22.021	1:22.027	0.006
19	92	WALSH	23.873	3	TAYLOR	43.431	92	WALSH	14.766	19	11	CULLEY	1:22.375	1:22.782	0.407
20	11	CULLEY	24.119	44	RILEY	44.056	75	WENHAM	14.770	20	44	RILEY	1:22.484	1:22.584	0.100
21	99	CLYNES	24.145	99	CLYNES	44.108	24	MORRIS	14.833	21	99	CLYNES	1:22.978	1:23.191	0.213
22	24	MORRIS	24.331	24	MORRIS	44.273	11	CULLEY	14.929	22	24	MORRIS	1:23.437	1:23.511	0.074
23	4	TAYLOR	24.592	51	ANDREWS	44.497	33	ELLIOTT	15.088	23	51	ANDREWS	1:24.207	1:24.661	0.454
24	51	ANDREWS	24.613	33	ELLIOTT	44.647	51	ANDREWS	15.097	24	33	ELLIOTT	1:24.373	1:24.631	0.258
25	33	ELLIOTT	24.638	4	TAYLOR	44.821	4	TAYLOR	15.995	25	4	TAYLOR	1:25.408	1:25.408	0.000
26	34	GILHAM		34	GILHAM		34	GILHAM		26	34	GILHAM		1:19.988	0.000
													Perfect Lap		1:18.524

Weather / Track : Bright / Dry

Donington Park National
Circuit Length = 1.9791 miles
Start: 13:41 End: 14:03

Volkswagen Racing Cup
QUALIFYING - RACE 3 - ROUND 13 - SPEED TRAPS


SECTOR 1				SECTOR 2			FINISH LINE			
POS	NO	NAME	MPH	NO	NAME	MPH	NO	NAME	MPH	
1	42	Alex DZIURZYNSKI	115.7	8	Aaron MASON	115.3	14	Peter FELIX	110.2	
2	53	Steve CHAPLIN	114.9	1	Joe FULBROOK	114.3	8	Aaron MASON	102.9	
3	75	Zoe WENHAM	112.4	42	Alex DZIURZYNSKI	114.1	53	Steve CHAPLIN	101.8	
4	8	Aaron MASON	112.0	32	Kieran GRIFFIN	113.2	12	Tony HARBERMAN	101.7	
5	3	Paul TAYLOR	111.8	14	Peter FELIX	113.0	1	Joe FULBROOK	100.5	
6	41	Didge DZIURZYNSKI	111.8	53	Steve CHAPLIN	112.6	32	Kieran GRIFFIN	100.5	
7	12	Tony HARBERMAN	111.7	7	Tim SNAYLAM	112.4	44	Robin RILEY	100.5	
8	1	Joe FULBROOK	111.3	20	Michael KURTON	111.8	41	Didge DZIURZYNSKI	100.3	
9	14	Peter FELIX	110.4	12	Tony HARBERMAN	111.5	23	Richard WALKER	99.9	
10	20	Michael KURTON	110.2	23	Richard WALKER	111.3	42	Alex DZIURZYNSKI	99.9	
11	23	Richard WALKER	109.5	99	Mark CLYNES	111.1	11	Barry CULLEY	99.4	
12	21	Daniel WALKER	109.3	50	Peter LETTINGA	110.9	3	Paul TAYLOR	99.0	
13	7	Tim SNAYLAM	108.2	24	Phil MORRIS	110.7	24	Phil MORRIS	98.5	
14	44	Robin RILEY	108.2	4	Tony TAYLOR	110.6	50	Peter LETTINGA	98.5	
15	69	James WALKER	108.1	21	Daniel WALKER	110.4	75	Zoe WENHAM	98.4	
16	50	Peter LETTINGA	105.2	11	Barry CULLEY	109.7	9	Peter WYHINNY	98.3	
17	9	Peter WYHINNY	105.0	41	Didge DZIURZYNSKI	109.7	92	Martyn WALSH	98.3	
18	92	Martyn WALSH	104.9	75	Zoe WENHAM	109.7	20	Michael KURTON	97.8	
19	32	Kieran GRIFFIN	102.6	92	Martyn WALSH	109.7	7	Tim SNAYLAM	97.7	
20	51	Simon ANDREWS	100.5	9	Peter WYHINNY	109.5	69	James WALKER	97.7	
21	33	Simon ELLIOTT	99.9	69	James WALKER	109.3	21	Daniel WALKER	97.1	
22	24	Phil MORRIS	96.3	44	Robin RILEY	109.1	99	Mark CLYNES	96.4	
23	4	Tony TAYLOR	94.8	3	Paul TAYLOR	108.1	33	Simon ELLIOTT	95.6	
24	11	Barry CULLEY	94.3	51	Simon ANDREWS	106.2	4	Tony TAYLOR	95.5	
25	99	Mark CLYNES	94.0	33	Simon ELLIOTT	105.7	51	Simon ANDREWS	95.1	
26										

Weather / Track : Bright / Dry

Donington Park National
 Circuit Length = 1.9791 miles
 Start: 13:41 End: 14:03

Volkswagen Racing Cup

RACE 3 - ROUND 13 - GRID

ROW 13	1:24.661 51 Simon ANDREWS	1:25.408 4 Tony TAYLOR
ROW 12	1:23.511 24 Phil MORRIS	1:24.631 33 Simon ELLIOTT
ROW 11	1:22.782 11 Barry CULLEY	1:23.191 99 Mark CLYNES
ROW 10	1:22.027 92 Martyn WALSH	1:22.584 44 Robin RILEY
ROW 9	1:21.816 21 Daniel WALKER	1:21.822 50 Peter LETTINGA
ROW 8	1:21.531 3 Paul TAYLOR	1:21.668 75 Zoe WENHAM
ROW 7	1:20.873 41 Didge DZIURZYNSKI	1:21.273 9 Peter WYHINNY
ROW 6	1:20.592 42 Alex DZIURZYNSKI	1:20.841 12 Tony HARBERMAN
ROW 5	1:20.503 69 James WALKER	1:20.540 14 Peter FELIX
ROW 4	1:20.199 20 Michael KURTON	1:20.273 7 Tim SNAYLAM
ROW 3	1:19.988 34 Tony GILHAM	1:20.048 23 Richard WALKER
ROW 2	1:19.443 1 Joe FULBROOK	1:19.733 32 Kieran GRIFFIN
ROW 1	1:18.851 8 Aaron MASON	1:19.010 53 Steve CHAPLIN
Pole		
		

Donington Park National
Circuit Length = 1.9791 miles

These results are provisional until the conclusion of any judicial and technical matters.

Clerk of Course :		Timekeeper :
-------------------	--	--------------

Volkswagen Racing Cup

RACE 3 - ROUND 13 - CLASSIFICATION - AMENDED

POS	NO	CL	DRIVER / TEAM	CAR	LAPS	TIME	GAP	DIFF	MPH	BEST	ON
1	8		Aaron MASON Comline / AWM	Golf MK5 GTI	15	20:07.764			88.48	1:19.365	5
2	1		Joe FULBROOK	Bora 1.8T	15	20:09.536	1.772	1.772	88.35	1:19.546	8
3	14		Peter FELIX 20Ten Racing	Golf GTI MK5	15	20:16.344	8.580	6.808	87.86	1:19.508	7
4	53		Steve CHAPLIN Complete Utilities	Beetle 3.2 RSI	15	20:20.709	12.945	4.365	87.54	1:19.345	8
5	23		Richard WALKER	GOLF MK5 GTI	15	20:21.682	13.918	0.973	87.47	1:19.336	6
6	42		Alex DZIURZYNSKI West End Precision	Corrado	15	20:28.420	20.656	6.738	86.99	1:20.231	6
7	34		Tony GILHAM Racing Line	Golf MK5 GTI	15	20:28.789	21.025	0.369	86.97	1:20.012	13
8	7		Tim SNAYLAM Comline / AWM	Golf MK5 GTI	15	20:33.510	25.746	4.721	86.63	1:20.332	9
9	20		Michael KURTON Slidesports	Scirocco 2.0 R	15	20:36.632	28.868	3.122	86.41	1:20.060	12
10	12		Tony HARBERMAN TGR RACING	BEETLE 3.2 RSI	15	20:45.794	38.030	9.162	85.78	1:20.713	6
11	32		Kieran GRIFFIN Slidesports	Scirocco 2.0 R	15	20:52.343	44.579	6.549	85.33	1:20.178	14
12	41		Didge DZIURZYNSKI West End Precision	Golf MK2	15	20:54.239	46.475	1.896	85.20	1:20.438	6
13	50		Peter LETTINGA KPM Racing	Golf MK5 GTI	15	21:03.155	55.391	8.916	84.60	1:21.914	9
14	75		Zoe WENHAM Racingline	Golf MK5 GTi	15	21:10.460	1:02.696	7.305	84.11	1:21.876	7
15	3		Paul TAYLOR Father & Son Racing with Goblin Racing	Golf Mk5 R32	15	21:12.911	1:05.147	2.451	83.95	1:20.954	13
16	99		Mark CLYNES Slidesports	Golf MK5 GTI	15	21:19.711	1:11.947	6.800	83.51	1:22.703	10
17	33		Simon ELLIOTT Volkswagen Racing	Caddy Van Racer	15	21:21.788	1:14.024	2.077	83.37	1:22.560	15
18	44		Robin RILEY	Beetle 3.2 RSI	15	21:22.268	1:14.504	0.480	83.34	1:21.492	13
19	24		Phil MORRIS Racing Line / Team Fuchs Titan Race	Golf MK5 GTI DSG	14	20:11.809	1 lap	1 lap	82.31	1:23.361	9
20	69		James WALKER KPM Racing	Golf MK5 GTI	14	20:49.080	1 lap	37.271	79.85	1:21.033	8
21	4		Tony TAYLOR Father & Son Racing with Taylor Heating	GOLF MK3	14	20:50.032	1 lap	0.952	79.79	1:24.818	12
22	21		Daniel WALKER KPM Racing	Golf MK5 GTI	13	20:08.892	2 laps	1 lap	76.61	1:21.010	4
NOT CLASSIFIED											
DNF	51		Simon ANDREWS Racingline	Golf MK5 GTI DSG	10	16:23.042	5 laps	3 laps	72.47	1:23.371	8
DNF	11		Barry CULLEY Father & Son Racing with Goblin Racing	Vento VR6	6	9:05.496	9 laps	4 laps	78.36	1:24.701	5
DNF	92		Martyn WALSH AWM	Golf MK5 GTI	1	1:38.423	14 laps	5 laps	72.38		
DNF	9		Peter WYHINNY Volkswagen Racing	Seat 2.0 Cupra	0						
FASTEST LAP											
	23		Richard WALKER	GOLF MK5 GTI	6	1:19.336			89.80 mph	144.52 kph	

Car 3 - 20 Second penalty, not respecting track limits

Car 23 - 1 Second penalty & 3 penalty points. Avoidable contact

Weather / Track : Bright / Dry

These results are provisional until the conclusion of any judicial and technical matters.

Donington Park National
Circuit Length = 1.9791 miles
Start: 10:31 End: 10:53

Clerk of Course :	Timekeeper :
-------------------	--------------

Volkswagen Racing Cup

RACE 3 - ROUND 13 - LAP CHART

Lap 1			Lap 2			Lap 3			Lap 4			Lap 5		
No	Behind	Laptime	No	Behind	Laptime	No	Behind	Laptime	No	Behind	Laptime	No	Behind	Laptime
8		1:26.499	8		1:21.248	8		1:20.070	8		1:19.540	8		1:19.365
1	1.273	1:27.772	1	1.027	1:21.002	1	1.880	1:20.923	1	2.788	1:20.448	1	3.607	1:20.184
53	2.905	1:29.404	53	2.999	1:21.342	53	3.748	1:20.819	53	4.586	1:20.378	53	5.316	1:20.095
23	3.065	1:29.564	23	3.411	1:21.594	23	4.157	1:20.816	23	5.041	1:20.424	14	6.317	1:20.262
14	5.500	1:31.999	14	5.027	1:20.775	14	5.250	1:20.293	14	5.420	1:19.710	23	6.858	1:21.182
42	6.142	1:32.641	42	6.281	1:21.387	42	7.578	1:21.367	42	9.936	1:21.898	42	11.346	1:20.775
41	6.623	1:33.122	41	6.752	1:21.377	41	7.733	1:21.051	41	10.216	1:22.023	41	11.502	1:20.651
7	7.510	1:34.009	7	8.610	1:22.348	7	11.046	1:22.506	69	1 LAP	2:06.799	69	1 LAP	1:22.030
20	7.742	1:34.241	20	10.156	1:23.662	12	11.363	1:21.203	7	12.923	1:21.417	7	15.653	1:22.095
12	7.859	1:34.358	12	10.230	1:23.619	20	12.310	1:22.224	12	13.245	1:21.422	12	16.227	1:22.347
21	8.785	1:35.284	21	10.597	1:23.060	34	13.015	1:21.596	20	14.460	1:21.690	34	16.648	1:21.266
50	9.664	1:36.163	34	11.489	1:22.279	21	13.507	1:22.980	34	14.747	1:21.272	20	17.232	1:22.137
34	10.458	1:36.957	50	13.387	1:24.971	50	17.827	1:24.510	21	14.977	1:21.010	21	17.380	1:21.768
92	11.924	1:38.423	75	16.179	1:25.215	75	20.412	1:24.303	50	22.338	1:24.051	3	26.210	1:22.232
75	12.212	1:38.711	3	18.095	1:24.034	3	20.581	1:22.556	3	23.343	1:22.302	50	27.364	1:24.391
33	13.306	1:39.805	33	20.224	1:28.166	33	26.330	1:26.176	75	24.613	1:23.741	75	28.031	1:22.783
69	14.118	1:40.617	51	21.229	1:28.310	51	26.850	1:25.691	33	31.709	1:24.919	33	37.327	1:24.983
51	14.167	1:40.666	24	22.492	1:27.649	24	27.542	1:25.120	51	33.180	1:25.870	32	38.068	1:23.562
4	15.295	1:41.794	99	23.206	1:27.545	99	27.918	1:24.782	32	33.871	1:24.469	99	39.320	1:24.144
3	15.309	1:41.808	11	24.050	1:27.909	32	28.942	1:23.388	99	34.541	1:26.163	51	39.861	1:26.046
24	16.091	1:42.590	32	25.624	1:23.771	11	29.416	1:25.436	24	35.595	1:27.593	24	40.650	1:24.420
99	16.909	1:43.408	44	35.705	1:30.408	44	41.134	1:25.499	11	36.024	1:26.148	11	41.360	1:24.701
11	17.389	1:43.888	4	40.786	1:46.739	4	49.324	1:28.608	44	45.915	1:24.321	44	49.797	1:23.247
32	23.101	1:49.600	69	44.489	1:51.619 P				4	58.109	1:28.325	4	1:07.539	1:28.795
44	26.545	1:53.044												

Weather / Track : Bright / Dry

Donington Park National
Circuit Length = 1.9791 miles
Start: 10:31 End: 10:53

Volkswagen Racing Cup

RACE 3 - ROUND 13 - LAP CHART

Lap 6			Lap 7			Lap 8			Lap 9			Lap 10		
No	Behind	Laptime	No	Behind	Laptime	No	Behind	Laptime	No	Behind	Laptime	No	Behind	Laptime
8		1:19.829	8		1:20.035	8		1:20.239	8		1:19.633	8		1:19.736
1	3.409	1:19.631	1	3.577	1:20.203	4	1 LAP	1:26.329	1	3.435	1:20.184	1	3.297	1:19.598
53	5.199	1:19.712	53	4.778	1:19.614	1	2.884	1:19.546	14	5.869	1:20.690	14	6.551	1:20.418
14	6.025	1:19.537	14	5.498	1:19.508	53	3.884	1:19.345	53	6.273	1:22.022	53	7.155	1:20.618
23	6.365	1:19.336	23	5.896	1:19.566	14	4.812	1:19.553	23	6.532	1:20.979	23	7.577	1:20.781
42	11.748	1:20.231	42	12.255	1:20.542	23	5.186	1:19.529	4	1 LAP	1:27.621	4	1 LAP	1:25.325
41	12.111	1:20.438	41	12.815	1:20.739	42	12.553	1:20.537	42	14.308	1:21.388	42	15.573	1:21.001
69	1 LAP	1:21.368	7	17.673	1:21.112	41	13.450	1:20.874	34	18.671	1:20.198	34	19.447	1:20.512
7	16.596	1:20.772	34	17.851	1:20.343	34	18.106	1:20.494	41	19.815	1:25.998	7	20.875	1:20.726
12	17.111	1:20.713	12	18.839	1:21.763	7	19.186	1:21.752	7	19.885	1:20.332	20	25.807	1:21.064
34	17.543	1:20.724	20	19.378	1:21.005	12	21.690	1:23.090	20	24.479	1:21.877	12	27.332	1:22.397
20	18.408	1:21.005	69	1 LAP	1:25.158	20	22.235	1:23.096	12	24.671	1:22.614	41	29.783	1:29.704
21	27.960	1:30.409	3	30.791	1:22.092	69	1 LAP	1:22.855	69	1 LAP	1:21.033	69	1 LAP	1:24.655
3	28.734	1:22.353	50	32.897	1:22.803	3	32.426	1:21.874	3	34.832	1:22.039	3	36.837	1:21.741
50	30.129	1:22.594	75	33.393	1:21.876	50	34.791	1:22.133	50	37.072	1:21.914	75	41.405	1:23.428
75	31.552	1:23.350	21	33.653	1:25.728	75	35.422	1:22.268	75	37.713	1:21.924	50	41.835	1:24.499
32	39.458	1:21.219	32	40.793	1:21.370	21	40.471	1:27.057	32	41.618	1:20.428	32	42.541	1:20.659
33	42.073	1:24.575	33	45.053	1:23.015	32	40.823	1:20.269	21	43.235	1:22.397	21	49.822	1:26.323
99	42.507	1:23.016	99	45.943	1:23.471	33	48.931	1:24.117	33	53.449	1:24.151	33	57.409	1:23.696
51	43.902	1:23.870	51	47.369	1:23.502	99	49.561	1:23.857	99	54.602	1:24.674	99	57.569	1:22.703
24	44.572	1:23.751	24	48.172	1:23.635	51	50.501	1:23.371	51	55.200	1:24.332	24	1:01.925	1:26.244
44	53.781	1:23.813	44	57.175	1:23.429	24	51.689	1:23.756	24	55.417	1:23.361	44	1:04.707	1:22.388
11	58.945	1:37.414 P				44	59.674	1:22.738	44	1:02.055	1:22.014			
4	1:14.086	1:26.376												

Weather / Track : Bright / Dry

Donington Park National
Circuit Length = 1.9791 miles
Start: 10:31 End: 10:53

Volkswagen Racing Cup

RACE 3 - ROUND 13 - LAP CHART

Lap 11			Lap 12			Lap 13			Lap 14			Lap 15		
No	Behind	Laptime	No	Behind	Laptime	No	Behind	Laptime	No	Behind	Laptime	No	Behind	Laptime
8		1:20.201	8		1:20.090	8		1:20.302	8		1:19.851	8		1:21.126
1	2.902	1:19.806	1	2.595	1:19.783	1	2.304	1:20.011	1	2.430	1:19.977	21	2 LAPS	2:27.393
14	6.606	1:20.256	14	6.822	1:20.306	14	7.348	1:20.828	14	8.577	1:21.080	1	1.772	1:20.468
53	7.012	1:20.058	23	10.289	1:22.970	23	12.035	1:22.048	23	13.066	1:20.882	24	1 LAP	1:26.856
23	7.409	1:20.033	53	14.827	1:27.905	21	1 LAP	1:58.864	53	14.470	1:19.469	14	8.580	1:21.129
42	17.532	1:22.160	51	2 LAPS	3:21.384 P	53	14.852	1:20.327	42	20.563	1:21.672	23	12.918	1:20.978
34	19.408	1:20.162	42	18.353	1:20.911	42	18.742	1:20.691	34	21.668	1:22.402	53	12.945	1:19.601
4	1 LAP	1:27.113	34	19.407	1:20.089	34	19.117	1:20.012	7	25.938	1:20.668	42	20.656	1:21.219
7	22.772	1:22.098	7	24.242	1:21.560	7	25.121	1:21.181	20	29.436	1:21.345	34	21.025	1:20.483
20	26.196	1:20.590	4	1 LAP	1:25.250	20	27.942	1:22.078	12	37.191	1:25.874	7	25.746	1:20.934
12	27.850	1:20.719	20	26.166	1:20.060	4	1 LAP	1:24.818	4	1 LAP	1:26.770	20	28.868	1:20.558
69	1 LAP	1:22.342	12	29.977	1:22.217	12	31.168	1:21.493	69	1 LAP	1:21.685	12	38.030	1:21.965
41	34.385	1:24.803	69	1 LAP	1:23.493	69	1 LAP	1:22.118	3	43.098	1:22.155	69	1 LAP	1:23.308
3	38.613	1:21.977	41	37.740	1:23.445	41	39.932	1:22.494	41	43.988	1:23.907	4	1 LAP	1:26.169
32	43.242	1:20.902	3	40.142	1:21.619	3	40.794	1:20.954	32	44.488	1:20.178	32	44.579	1:21.217
75	43.927	1:22.723	32	44.017	1:20.865	32	44.161	1:20.446	50	53.782	1:24.603	3	45.147	1:23.175
50	44.957	1:23.323	75	46.586	1:22.749	75	48.697	1:22.413	75	57.858	1:29.012	41	46.475	1:23.613
21	56.240	1:26.619	50	47.077	1:22.210	50	49.030	1:22.255	99	1:09.201	1:23.132	50	55.391	1:22.735
99	1:00.345	1:22.977	99	1:03.060	1:22.805	99	1:05.920	1:23.162	33	1:12.590	1:23.065	75	1:02.696	1:25.964
33	1:02.381	1:25.173	33	1:06.456	1:24.165	33	1:09.376	1:23.222	44	1:13.768	1:21.763	99	1:11.947	1:23.872
24	1:08.245	1:26.521	44	1:10.666	1:22.197	44	1:11.856	1:21.492				33	1:14.024	1:22.560
44	1:08.559	1:24.053	24	1:13.722	1:25.567	24	1:18.166	1:24.746				44	1:14.504	1:21.862

Weather / Track : Bright / Dry

Donington Park National
Circuit Length = 1.9791 miles
Start: 10:31 End: 10:53

Volkswagen Racing Cup

RACE 3 - ROUND 13 - SECTOR ANALYSIS

1	Joe FULBROOK														
1-	90.8	44.054	114.1	14.633	99.0	1:27.772	9-	22.854	107.4	42.991	113.7	14.339	100.3	1:20.184	
2-	23.336	101.2	42.923	114.7	14.743	98.8	1:21.002	10-	22.982	108.2	42.461	114.1	14.155	100.3	1:19.598
3-	23.143	107.0	43.013	113.7	14.767	99.6	1:20.923	11-	23.019	103.6	42.522	113.9	14.265	100.0	1:19.806
4-	23.253	100.9	42.781	114.3	14.414	100.3	1:20.448	12-	22.820	110.9	42.678	113.7	14.285	100.3	1:19.783
5-	23.099	106.2	42.775	114.1	14.310	99.7	1:20.184	13-	23.085	105.7	42.624	113.7	14.302	100.3	1:20.011
6-	22.880	109.3	42.513	114.3	14.238	100.0	1:19.631	14-	22.825	112.8	42.958	113.9	14.194	100.6	1:19.977
7-	23.089	110.7	42.840	113.9	14.274	99.7	1:20.203	15-	22.781	111.7	43.489	113.7	14.198	101.7	1:20.468
8-	22.914	108.2	42.429	113.9	14.203	100.8	1:19.546								
3	Paul TAYLOR										Father & Son Racing with Goblin Racing				
1-	91.2	55.147	106.9	15.634	96.4	1:41.808	9-	23.707	104.2	43.811	107.7	14.521	96.8	1:22.039	
2-	24.315	90.9	44.606	107.4	15.113	96.6	1:24.034	10-	23.797	104.9	43.397	108.1	14.547	97.0	1:21.741
3-	23.813	103.4	43.948	106.9	14.795	97.7	1:22.556	11-	23.679	105.4	43.787	107.7	14.511	97.7	1:21.977
4-	23.960	102.5	43.846	108.2	14.496	99.4	1:22.302	12-	23.662	110.4	43.630	107.9	14.327	99.1	1:21.619
5-	23.650	103.4	44.182	107.7	14.400	98.8	1:22.232	13-	23.487	110.4	43.175	108.9	14.292	98.8	1:20.954
6-	23.695	102.8	44.133	107.9	14.525	97.7	1:22.353	14-	24.164	107.2	43.522	108.8	14.469	99.1	1:22.155
7-	23.702	103.2	43.700	108.9	14.690	96.6	1:22.092	15-	23.779	105.4	44.267	107.9	15.129	95.5	1:23.175
8-	23.765	103.6	43.634	107.4	14.475	98.5	1:21.874								
4	Tony TAYLOR										Father & Son Racing with Taylor Heating				
1-	81.9	48.987	103.2	16.436	95.3	1:41.794	8-	24.902	95.3	47.134	107.0	15.585	94.9	1:27.621	
2-	25.109	94.4	1:03.562	94.3	18.068	90.4	1:46.739	9-	24.474	96.3	45.384	107.2	15.467	97.0	1:25.325
3-	25.687	94.8	47.136	106.0	15.785	96.7	1:28.608	10-	25.490	88.7	45.650	100.5	15.973	96.0	1:27.113
4-	25.419	91.6	47.364	105.2	15.542	97.1	1:28.325	11-	24.275	99.0	45.644	109.8	15.331	97.7	1:25.250
5-	24.950	93.5	48.303	104.9	15.542	96.4	1:28.795	12-	24.360	97.1	45.253	107.9	15.205	96.3	1:24.818
6-	24.976	92.9	45.927	106.5	15.473	96.7	1:26.376	13-	24.695	89.2	46.240	108.8	15.835	91.9	1:26.770
7-	24.751	94.1	45.632	107.5	15.946	95.7	1:26.329	14-	24.939	96.7	46.062	109.1	15.168	97.7	1:26.169
7	Tim SNAYLAM										Comline /AWM				
1-	83.0	47.895	105.7	15.486	96.0	1:34.009	9-	23.546	106.2	42.365	112.4	14.421	95.3	1:20.332	
2-	23.751	104.9	43.522	107.2	15.075	94.8	1:22.348	10-	23.632	105.7	42.691	112.2	14.403	98.1	1:20.726
3-	23.689	103.9	43.880	107.7	14.937	97.3	1:22.506	11-	23.565	107.4	43.793	111.8	14.740	97.0	1:22.098
4-	23.778	105.8	43.108	109.1	14.531	98.5	1:21.417	12-	23.663	104.5	43.415	110.7	14.482	97.7	1:21.560
5-	23.799	105.8	43.724	111.5	14.572	99.4	1:22.095	13-	23.586	105.0	42.987	111.7	14.608	99.0	1:21.181
6-	23.494	106.9	42.755	112.4	14.523	100.5	1:20.772	14-	23.575	105.7	42.565	111.8	14.528	97.5	1:20.668
7-	23.599	105.5	42.941	111.7	14.572	100.2	1:21.112	15-	23.763	101.7	42.757	111.8	14.414	98.4	1:20.934
8-	24.317	104.2	42.744	112.6	14.691	97.7	1:21.752								
8	Aaron MASON										Comline / AWM				
1-	97.1	43.484	113.4	14.563	102.5	1:26.499	9-	23.168	106.7	42.207	114.7	14.258	102.5	1:19.633	
2-	23.524	99.6	42.957	113.4	14.767	101.5	1:21.248	10-	23.056	106.7	42.423	113.6	14.257	102.1	1:19.736
3-	23.232	106.7	42.312	113.2	14.526	102.3	1:20.070	11-	23.167	108.8	42.452	113.6	14.582	101.5	1:20.201
4-	23.068	105.5	42.231	113.9	14.241	102.6	1:19.540	12-	23.085	107.9	42.441	113.0	14.564	103.7	1:20.090
5-	23.166	107.2	41.994	113.2	14.205	101.1	1:19.365	13-	23.248	108.2	42.660	112.0	14.394	102.8	1:20.302
6-	23.348	106.0	42.292	113.4	14.189	102.3	1:19.829	14-	23.319	106.7	42.075	112.8	14.457	102.6	1:19.851
7-	23.381	102.9	42.273	113.7	14.381	102.9	1:20.035	15-	23.321	99.6	43.529	113.9	14.276	102.9	1:21.126
8-	23.095	106.9	42.380	112.4	14.764	100.9	1:20.239								
9	Peter WYHINNY										Volkswagen Racing				
11	Barry CULLEY										Father & Son Racing with Goblin Racing				
1-	72.2	48.682	107.5	15.131	100.2	1:43.888	4-	24.572	93.3	45.047	110.4	16.529	97.4	1:26.148	
2-	24.781	89.8	47.692	108.8	15.436	98.7	1:27.909	5-	24.294	93.5	45.093	109.7	15.314	99.1	1:24.701
3-	24.634	90.8	44.903	110.4	15.899	98.0	1:25.436	6-	24.179	94.5	49.545	85.5	ln	1:37.414 P	
12	Tony HARBEMAN										TGR RACING				
1-	79.4	46.902	110.7	14.990	97.7	1:34.358	9-	23.541	106.4	43.615	111.8	15.458	98.4	1:22.614	
2-	24.310	101.2	43.929	109.3	15.380	100.5	1:23.619	10-	24.003	106.9	43.896	110.6	14.498	102.0	1:22.397
3-	23.261	106.0	43.161	107.4	14.781	101.5	1:21.203	11-	23.234	110.7	43.028	110.7	14.457	102.0	1:20.719

Weather / Track : Bright / Dry

Donington Park National
Circuit Length = 1.9791 miles
Start: 10:31 End: 10:53

Volkswagen Racing Cup

RACE 3 - ROUND 13 - SECTOR ANALYSIS

4 -	23.735	103.7	43.298	111.8	14.389	103.1	1:21.422	12 -	23.577	109.5	43.171	112.2	15.469	97.1	1:22.217	
5 -	23.760	102.3	43.762	111.1	14.825	101.1	1:22.347	13 -	23.496	109.8	43.228	108.4	14.769	101.8	1:21.493	
6 -	23.162	107.7	43.194	109.8	14.357	101.8	1:20.713	14 -	24.047	89.7	46.200	109.3	15.627	97.8	1:25.874	
7 -	23.543	103.1	43.633	111.3	14.587	94.9	1:21.763	15 -	23.470	106.5	43.651	107.9	14.844	100.6	1:21.965	
8 -	23.746	105.0	42.910	111.1	16.434	96.7	1:23.090									
14	Peter FELIX							20Ten Racing								
1 -	86.4	46.837	111.8	14.409	98.4	1:31.999	9 -	23.085	109.5	42.609	113.4	14.996	97.1	1:20.690		
2 -	23.543	97.4	42.939	114.3	14.293	106.4	1:20.775	10 -	23.307	112.0	42.751	112.6	14.360	99.3	1:20.418	
3 -	23.217	103.6	42.846	114.1	14.230	100.0	1:20.293	11 -	23.351	110.0	42.652	113.2	14.253	97.8	1:20.256	
4 -	23.163	105.0	42.443	114.9	14.104		1:19.710	12 -	23.269	110.4	42.738	113.0	14.299	99.6	1:20.306	
5 -	23.560	102.0	42.624	114.5	14.078	101.4	1:20.262	13 -	23.355	107.4	43.131	113.0	14.342	99.3	1:20.828	
6 -	23.003	107.2	42.509	114.5	14.025	100.9	1:19.537	14 -	23.372	105.7	43.142	112.6	14.566	98.8	1:21.080	
7 -	23.104	108.2	42.337	114.9	14.067	100.6	1:19.508	15 -	23.624	106.0	43.011	113.0	14.494	97.0	1:21.129	
8 -	23.063	110.4	42.359	114.9	14.131	99.6	1:19.553									
20	Michael KURTON							Slidesports								
1 -	78.7	47.186	110.2	15.370	96.1	1:34.241	9 -	23.720	105.8	43.075	113.0	15.082	94.9	1:21.877		
2 -	23.977	103.9	44.382	109.7	15.303	94.9	1:23.662	10 -	23.587	108.2	42.997	111.7	14.480	97.7	1:21.064	
3 -	24.077	107.7	43.556	111.8	14.591	98.1	1:22.224	11 -	23.561	108.4	42.564	111.8	14.465	97.8	1:20.590	
4 -	23.495	104.0	43.593	112.8	14.602	97.4	1:21.690	12 -	23.332	110.4	42.243	112.4	14.485	97.5	1:20.060	
5 -	24.145	104.9	42.791	113.2	15.201	96.4	1:22.137	13 -	24.161	99.1	43.363	112.0	14.554	98.1	1:22.078	
6 -	23.656	109.7	42.939	112.8	14.410	98.3	1:21.005	14 -	23.801	88.5	42.858	111.8	14.686	97.0	1:21.345	
7 -	23.594	104.7	42.842	112.8	14.569	98.7	1:21.005	15 -	23.556	111.3	42.399	112.4	14.603	97.1	1:20.558	
8 -	23.555	102.6	42.918	113.9	16.623	93.5	1:23.096									
21	Daniel WALKER							KPM Racing								
1 -	79.4	45.683	108.6	14.873	98.0	1:35.284	8 -	28.873	108.2	43.569	110.2	14.615	97.8	1:27.057		
2 -	23.737	105.7	43.991	111.3	15.332	99.0	1:23.060	9 -	24.217	105.0	43.541	105.5	14.639	98.8	1:22.397	
3 -	23.818	103.6	44.541	112.0	14.621	98.7	1:22.980	10 -	23.499	108.2	44.185	109.3	18.639	61.2	1:26.323	
4 -	23.207	107.0	43.236	113.2	14.567	99.3	1:21.010	11 -	27.745	103.2	43.675	109.8	15.199	97.1	1:26.619	
5 -	23.783	103.6	42.882	112.4	15.103	99.4	1:21.768	12 -	29.403	67.7	1:07.019	59.9	22.442	57.4	1:58.864	
6 -	23.795	107.2	51.889	110.2	14.725	98.1	1:30.409	13 -	36.796	57.9	1:24.785	59.6	25.812	48.5	2:27.393	
7 -	23.414	106.2	43.453	109.7	18.861	59.1	1:25.728									
23	Richard WALKER															
1 -	87.5	44.748	108.9	14.711	97.8	1:29.564	9 -	22.977	110.2	42.874	110.0	15.128	96.8	1:20.979		
2 -	23.844	100.6	43.016	109.5	14.734	98.7	1:21.594	10 -	23.429	111.1	42.608	110.0	14.744	98.3	1:20.781	
3 -	23.335	104.7	42.965	109.7	14.516	99.3	1:20.816	11 -	23.088	107.5	42.657	109.3	14.288	100.9	1:20.033	
4 -	23.270	103.2	42.733	110.6	14.421	99.1	1:20.424	12 -	23.232	110.4	44.834	103.7	14.904	96.0	1:22.970	
5 -	24.109	92.4	42.975	110.7	14.098	100.8	1:21.182	13 -	23.527	108.4	43.940	108.4	14.581	96.3	1:22.048	
6 -	22.998	108.2	42.160	111.5	14.178	99.9	1:19.336	14 -	23.511	98.8	43.218	108.4	14.153	97.7	1:20.882	
7 -	23.027	107.7	42.236	111.1	14.303	100.2	1:19.566	15 -	23.430	103.6	42.700	108.4	14.848	94.9	1:20.978	
8 -	23.033	107.9	42.145	110.9	14.351	100.2	1:19.529									
24	Phil MORRIS							Racing Line / Team Fuchs Titan Race								
1 -	77.0	49.861	110.6	15.827	98.8	1:42.590	8 -	24.309	97.5	44.582	110.4	14.865	100.0	1:23.756		
2 -	24.793	93.2	47.461	109.8	15.395	99.0	1:27.649	9 -	24.250	92.2	44.123	110.7	14.988	99.0	1:23.361	
3 -	24.509	94.1	45.355	110.9	15.256	99.4	1:25.120	10 -	25.227	86.1	45.950	109.5	15.067	98.7	1:26.244	
4 -	24.771	92.9	45.528	110.7	17.294	97.4	1:27.593	11 -	24.804	89.5	46.083	107.9	15.634	96.7	1:26.521	
5 -	24.196	90.3	45.289	110.7	14.935	99.4	1:24.420	12 -	25.261	95.9	45.243	109.5	15.063	98.5	1:25.567	
6 -	24.193	93.2	44.714	110.6	14.844	100.5	1:23.751	13 -	24.559	92.4	44.750	109.3	15.437	97.8	1:24.746	
7 -	24.265	94.7	44.718	110.7	14.652	100.3	1:23.635	14 -	24.671	96.4	47.063	108.4	15.122	94.4	1:26.856	
32	Kieran GRIFFIN							Slidesports								
1 -	90.4	1:03.772	94.9	15.958	96.0	1:49.600	9 -	23.564	99.0	42.540	113.2	14.324	99.7	1:20.428		
2 -	24.282	95.7	44.584	111.7	14.905	98.1	1:23.771	10 -	23.617	96.1	42.625	113.2	14.417	100.2	1:20.659	
3 -	23.690	97.0	44.425	113.0	15.273	97.3	1:23.388	11 -	23.625	95.7	42.639	114.1	14.638	97.0	1:20.902	
4 -	23.720	95.3	45.286	113.4	15.463	97.5	1:24.469	12 -	23.749	94.9	42.910	113.0	14.206	99.9	1:20.865	
5 -	24.134	97.0	44.732	111.7	14.696	98.5	1:23.562	13 -	23.563	99.1	42.463	113.2	14.420	99.4	1:20.446	
6 -	23.614	99.4	43.012	111.3	14.593	99.0	1:21.219	14 -	23.356	100.0	42.641	113.6	14.181	100.3	1:20.178	
7 -	23.718	97.7	42.928	111.3	14.724	98.5	1:21.370	15 -	23.432	100.5	43.179	110.4	14.606	97.7	1:21.217	
8 -	23.295	101.8	42.493	113.4	14.481	99.6	1:20.269									

Weather / Track : Bright / Dry

Donington Park National
Circuit Length = 1.9791 miles
Start: 10:31 End: 10:53

Volkswagen Racing Cup

RACE 3 - ROUND 13 - SECTOR ANALYSIS

33	Simon ELLIOTT					Volkswagen Racing									
1 -	81.0	48.214	99.9	15.967	95.9	1:39.805	9 -	24.213	99.9	44.695	105.2	15.243	94.5	1:24.151	
2 -	25.339	92.7	46.741	106.0	16.086	95.3	1:28.166	10 -	24.413	97.3	43.994	105.4	15.289	94.0	1:23.696
3 -	24.981	93.7	45.646	105.2	15.549	94.8	1:26.176	11 -	24.721	98.1	45.466	106.2	14.986	96.0	1:25.173
4 -	24.541	97.8	44.830	105.7	15.548	96.1	1:24.919	12 -	24.554	91.6	44.631	105.0	14.980	96.4	1:24.165
5 -	24.680	94.3	45.152	105.0	15.151	96.3	1:24.983	13 -	24.378	99.6	44.020	105.5	14.824	96.0	1:23.222
6 -	24.871	94.9	44.433	106.0	15.271	95.9	1:24.575	14 -	24.268	102.5	43.892	106.0	14.905	95.6	1:23.065
7 -	24.281	97.8	43.800	106.0	14.934	96.0	1:23.015	15 -	24.113	99.7	43.573	105.7	14.874	96.3	1:22.560
8 -	24.287	97.3	44.532	105.0	15.298	94.9	1:24.117								
34	Tony GILHAM					Racing Line									
1 -	87.2	51.467	96.6	15.284	98.4	1:36.957	9 -	23.321	113.9	42.338	110.2	14.539	94.8	1:20.198	
2 -	23.855	100.2	43.888	110.0	14.536	98.5	1:22.279	10 -	23.522	114.3	42.485	109.3	14.505	98.0	1:20.512
3 -	23.459	106.5	43.717	110.6	14.420	99.3	1:21.596	11 -	23.403	113.9	42.475	109.7	14.284	99.1	1:20.162
4 -	23.310	110.6	43.274	111.7	14.688	98.8	1:21.272	12 -	23.273	112.2	42.459	109.5	14.357	98.3	1:20.089
5 -	23.554	108.8	42.803	110.4	14.909	98.8	1:21.266	13 -	23.302	113.4	42.428	109.7	14.282	99.1	1:20.012
6 -	23.352	111.1	42.947	111.5	14.425	99.3	1:20.724	14 -	23.265	114.3	42.728	111.1	16.409	93.5	1:22.402
7 -	23.310	110.6	42.771	110.7	14.262	99.1	1:20.343	15 -	23.550	113.7	42.484	109.8	14.449	99.9	1:20.483
8 -	23.525	111.7	42.690	109.3	14.279	98.7	1:20.494								
41	Didge DZIURZYNSKI					West End Precision									
1 -	90.7	46.697	105.7	14.930	98.7	1:33.122	9 -	24.395	108.8	45.112	107.4	16.491	62.2	1:25.998	
2 -	23.478	105.8	43.214	109.7	14.685	99.6	1:21.377	10 -	27.594	108.2	46.566	104.7	15.544	95.6	1:29.704
3 -	23.313	107.5	43.194	110.4	14.544	99.9	1:21.051	11 -	24.624	100.5	44.913	108.9	15.266	94.5	1:24.803
4 -	23.845	96.6	43.361	110.4	14.817	99.1	1:22.023	12 -	24.585	103.2	43.862	108.2	14.998	94.8	1:23.445
5 -	23.233	108.2	42.988	110.0	14.430	100.6	1:20.651	13 -	24.027	110.7	43.510	107.9	14.957	94.9	1:22.494
6 -	23.237	104.9	42.848	109.5	14.353	100.8	1:20.438	14 -	25.329	101.8	43.664	109.8	14.914	95.3	1:23.907
7 -	23.128	111.5	42.488	111.3	15.123	98.7	1:20.739	15 -	24.164	106.4	43.798	105.0	15.651	66.7	1:23.613
8 -	23.199	110.7	42.649	109.5	15.026	93.9	1:20.874								
42	Alex DZIURZYNSKI					West End Precision									
1 -	86.9	45.998	110.6	14.777	98.1	1:32.641	9 -	23.362	109.1	43.071	112.0	14.955	100.3	1:21.388	
2 -	23.342	104.2	43.354	112.2	14.691	99.6	1:21.387	10 -	23.100	110.4	43.091	112.6	14.810	100.8	1:21.001
3 -	23.340	109.7	43.120	112.4	14.907	97.7	1:21.367	11 -	23.781	90.3	43.553	112.6	14.826	100.9	1:22.160
4 -	23.665	104.5	43.321	111.8	14.912	98.7	1:21.898	12 -	23.345	110.2	42.851	112.2	14.715	101.1	1:20.911
5 -	23.227	110.0	42.743	112.0	14.805	98.7	1:20.775	13 -	23.078	112.2	43.056	111.3	14.557	100.6	1:20.691
6 -	22.969	113.2	42.510	112.2	14.752	99.6	1:20.231	14 -	23.205	112.4	42.934	111.7	15.533	99.1	1:21.672
7 -	23.068	112.6	42.579	112.2	14.895	99.1	1:20.542	15 -	23.251	108.8	43.171	110.9	14.797	101.1	1:21.219
8 -	23.055	110.7	42.678	111.3	14.804	99.7	1:20.537								
44	Robin RILEY														
1 -	81.9	1:01.823	104.5	16.589	95.1	1:53.044	9 -	23.722	106.7	43.902	109.3	14.390	100.5	1:22.014	
2 -	25.313	97.3	49.381	104.4	15.714	96.7	1:30.408	10 -	24.151	100.8	43.920	109.7	14.317	101.4	1:22.388
3 -	24.365	100.3	45.969	106.4	15.165	98.4	1:25.499	11 -	23.517	106.0	44.760	107.4	15.776	99.7	1:24.053
4 -	24.339	101.8	45.133	106.7	14.849	99.4	1:24.321	12 -	24.164	108.2	43.736	108.8	14.297	100.6	1:22.197
5 -	23.976	107.5	44.240	107.9	15.031	99.3	1:23.247	13 -	23.363	107.7	43.896	109.3	14.233	101.4	1:21.492
6 -	23.710	104.9	44.260	108.8	15.843	94.4	1:23.813	14 -	23.340	110.9	43.674	110.2	14.749	100.8	1:21.763
7 -	24.151	98.8	44.840	108.2	14.438	100.8	1:23.429	15 -	23.633	102.8	43.612	110.9	14.617	101.1	1:21.862
8 -	23.829	100.0	44.131	108.8	14.778	99.6	1:22.738								
50	Peter LETTINGA					KPM Racing									
1 -	89.1	46.897	106.2	15.676	97.4	1:36.163	9 -	23.956	102.9	43.374	110.2	14.584	98.3	1:21.914	
2 -	23.944	104.0	45.198	110.2	15.829	92.3	1:24.971	10 -	24.211	96.7	45.307	107.5	14.981	99.0	1:24.499
3 -	24.480	98.7	44.796	109.7	15.234	97.3	1:24.510	11 -	24.445	83.0	43.846	110.7	15.032	97.4	1:23.323
4 -	24.138	95.1	44.609	109.8	15.304	97.0	1:24.051	12 -	23.866	102.3	43.620	111.8	14.724	98.3	1:22.210
5 -	24.034	98.0	45.335	109.7	15.022	98.1	1:24.391	13 -	23.937	105.0	43.443	111.1	14.875	98.7	1:22.255
6 -	23.807	98.3	43.824	110.6	14.963	97.0	1:22.594	14 -	24.430	102.0	45.116	109.5	15.057	97.0	1:24.603
7 -	23.853	97.5	44.074	110.2	14.876	96.8	1:22.803	15 -	23.943	105.0	43.512	110.2	15.280	86.3	1:22.735
8 -	23.972	102.8	43.407	110.2	14.754	97.3	1:22.133								
51	Simon ANDREWS					Racingline									
1 -	79.8	48.894	105.5	15.764	93.9	1:40.666	6 -	24.172	101.2	44.605	106.2	15.093	94.9	1:23.870	

Weather / Track : Bright / Dry

Donington Park National
Circuit Length = 1.9791 miles
Start: 10:31 End: 10:53

Volkswagen Racing Cup

RACE 3 - ROUND 13 - SECTOR ANALYSIS

2 -	25.206	92.7	46.709	106.2	16.395	94.1	1:28.310	7 -	24.410	100.0	44.166	106.0	14.926	95.3	1:23.502
3 -	24.809	97.5	45.240	105.7	15.642	94.9	1:25.691	8 -	24.157	101.1	44.153	105.7	15.061	95.2	1:23.371
4 -	24.646	100.6	45.412	105.2	15.812	94.7	1:25.870	9 -	23.984	100.6	44.569	105.2	15.779	94.0	1:24.332
5 -	24.563	97.7	45.223	105.4	16.260	93.9	1:26.046	10 -	1:59.666	68.1	56.261	61.9	In		3:21.384 P
53	Steve CHAPLIN														
Complete Utilities															
1 -	88.2		44.917	110.6	14.998	99.3	1:29.404	9 -	22.837	111.8	43.628	104.2	15.557	98.8	1:22.022
2 -	23.648	97.4	43.049	110.7	14.645	100.2	1:21.342	10 -	23.259	108.9	42.498	112.8	14.861	100.8	1:20.618
3 -	23.338	106.7	42.933	110.4	14.548	101.2	1:20.819	11 -	23.156	105.4	42.512	112.2	14.390	102.0	1:20.058
4 -	23.099	105.5	42.932	111.3	14.347	101.7	1:20.378	12 -	23.081	108.8	49.831	100.2	14.993	100.5	1:27.905
5 -	23.084	105.0	42.739	112.0	14.272	101.8	1:20.095	13 -	23.182	106.9	42.676	111.8	14.469	102.0	1:20.327
6 -	22.940	108.1	42.486	111.3	14.286	102.0	1:19.712	14 -	23.063	107.5	42.081	111.7	14.325	102.0	1:19.469
7 -	23.052	108.4	42.305	111.7	14.257	101.8	1:19.614	15 -	22.844	109.7	42.070	112.2	14.687	99.0	1:19.601
8 -	22.773	110.9	42.293	112.2	14.279	102.5	1:19.345								
69	James WALKER														
KPM Racing															
1 -	84.5		54.505	93.1	15.684	96.8	1:40.617	8 -	23.481	108.8	42.615	110.0	14.937	92.7	1:21.033
2 -	23.801	106.4	1:10.579	105.4	In		1:51.619 P	9 -	24.374	105.8	44.683	106.0	15.598	97.7	1:24.655
3 -	Out	91.2	46.059	106.7	14.728	97.7	2:06.799	10 -	23.755	100.8	43.566	105.2	15.021	96.8	1:22.342
4 -	23.805	108.4	43.547	108.1	14.678	97.7	1:22.030	11 -	24.869	100.6	43.817	106.4	14.807	97.0	1:23.493
5 -	23.685	108.4	42.987	108.1	14.696	97.1	1:21.368	12 -	24.356	102.0	43.267	108.1	14.495	97.3	1:22.118
6 -	26.942	89.5	43.392	107.4	14.824	97.5	1:25.158	13 -	23.660	107.2	43.502	108.2	14.523	97.1	1:21.685
7 -	24.460	100.5	43.536	105.7	14.859	97.5	1:22.855	14 -	23.782	104.9	44.905	105.4	14.621	97.0	1:23.308
75	Zoe WENHAM														
Racingline															
1 -	84.8		48.232	106.2	15.187	99.0	1:38.711	9 -	23.788	103.1	43.389	109.1	14.747	98.0	1:21.924
2 -	24.328	99.9	44.523	108.6	16.364	96.1	1:25.215	10 -	23.698	99.6	45.017	106.5	14.713	97.3	1:23.428
3 -	24.249	103.6	44.491	108.1	15.563	93.3	1:24.303	11 -	23.770	108.6	43.383	107.2	15.570	95.5	1:22.723
4 -	24.670	102.5	43.900	109.3	15.171	97.8	1:23.741	12 -	23.886	107.2	44.015	107.7	14.848	96.4	1:22.749
5 -	23.929	105.7	43.782	109.5	15.072	97.0	1:22.783	13 -	23.663	110.4	43.564	106.9	15.186	93.5	1:22.413
6 -	24.608	103.1	43.699	108.6	15.043	97.0	1:23.350	14 -	25.456	90.7	47.454	104.0	16.102	90.8	1:29.012
7 -	23.742	108.1	43.199	109.5	14.935	97.8	1:21.876	15 -	25.264	100.3	45.205	106.7	15.495	95.3	1:25.964
8 -	23.861	102.5	43.509	109.3	14.898	96.6	1:22.268								
92	Martyn WALSH														
AWM															
1 -	89.1		48.646	107.9	15.958	96.0	1:38.423								
99	Mark CLYNES														
Slidesports															
1 -	64.0		50.404	109.7	15.251	97.0	1:43.408	9 -	24.201	96.3	45.356	108.8	15.117	94.9	1:24.674
2 -	24.921	91.8	46.860	108.1	15.764	96.6	1:27.545	10 -	24.146	98.4	43.372	111.3	15.185	95.7	1:22.703
3 -	24.825	90.7	45.041	111.5	14.916	98.1	1:24.782	11 -	24.359	96.0	43.867	110.9	14.751	95.7	1:22.977
4 -	25.264	92.2	45.360	112.4	15.539	96.8	1:26.163	12 -	24.221	94.1	43.915	110.6	14.669	97.4	1:22.805
5 -	24.490	93.5	44.201	112.4	15.453	95.2	1:24.144	13 -	24.397	91.8	43.810	110.6	14.955	95.7	1:23.162
6 -	24.193	95.1	43.952	112.0	14.871	97.5	1:23.016	14 -	24.584	94.4	43.848	110.0	14.700	95.6	1:23.132
7 -	24.291	95.7	44.373	111.3	14.807	96.8	1:23.471	15 -	24.351	95.1	44.890	110.2	14.631	94.5	1:23.872
8 -	24.289	96.1	43.807	109.3	15.761	94.4	1:23.857								

Weather / Track : Bright / Dry

Donington Park National
Circuit Length = 1.9791 miles
Start: 10:31 End: 10:53

Volkswagen Racing Cup

RACE 3 - ROUND 13 - BEST SECTOR TIMES

SECTOR 1			SECTOR 2			SECTOR 3			IDEAL / BEST COMPARISON							
POS	NO	NAME	TIME	NO	NAME	TIME	NO	NAME	TIME	POS	NO	NAME	IDEAL	BEST	DIFF	
1	53	CHAPLIN	22.773	8	MASON	41.994	14	FELIX	14.025	1	53	CHAPLIN	1:19.100	1:19.345	0.245	
2	1	FULBROOK	22.781	53	CHAPLIN	42.070	23	WALKER	14.098	2	23	WALKER	1:19.220	1:19.336	0.116	
3	42	DZIURZYNSKI	22.969	23	WALKER	42.145	1	FULBROOK	14.155	3	8	MASON	1:19.239	1:19.365	0.126	
4	23	WALKER	22.977	20	KURTON	42.243	32	GRIFFIN	14.181	4	1	FULBROOK	1:19.365	1:19.546	0.181	
5	14	FELIX	23.003	14	FELIX	42.337	8	MASON	14.189	5	14	FELIX	1:19.365	1:19.508	0.143	
6	8	MASON	23.056	34	GILHAM	42.338	44	RILEY	14.233	6	34	GILHAM	1:19.865	1:20.012	0.147	
7	41	DZIURZYNSKI	23.128	7	SNAYLAM	42.365	53	CHAPLIN	14.257	7	32	GRIFFIN	1:19.939	1:20.178	0.239	
8	12	HARBERMAN	23.162	1	FULBROOK	42.429	34	GILHAM	14.262	8	41	DZIURZYNSKI	1:19.969	1:20.438	0.469	
9	21	WALKER	23.207	32	GRIFFIN	42.463	3	TAYLOR	14.292	9	20	KURTON	1:19.985	1:20.060	0.075	
10	34	GILHAM	23.265	41	DZIURZYNSKI	42.488	41	DZIURZYNSKI	14.353	10	42	DZIURZYNSKI	1:20.036	1:20.231	0.195	
11	32	GRIFFIN	23.295	42	DZIURZYNSKI	42.510	12	HARBERMAN	14.357	11	7	SNAYLAM	1:20.262	1:20.332	0.070	
12	20	KURTON	23.332	69	WALKER	42.615	7	SNAYLAM	14.403	12	12	HARBERMAN	1:20.429	1:20.713	0.284	
13	44	RILEY	23.340	21	WALKER	42.882	20	KURTON	14.410	13	69	WALKER	1:20.591	1:21.033	0.442	
14	69	WALKER	23.481	12	HARBERMAN	42.910	69	WALKER	14.495	14	21	WALKER	1:20.656	1:21.010	0.354	
15	3	TAYLOR	23.487	3	TAYLOR	43.175	42	DZIURZYNSKI	14.557	15	3	TAYLOR	1:20.954	1:20.954	0.000	
16	7	SNAYLAM	23.494	75	WENHAM	43.199	21	WALKER	14.567	16	44	RILEY	1:21.185	1:21.492	0.307	
17	75	WENHAM	23.663	99	CLYNES	43.372	50	LETTINGA	14.584	17	75	WENHAM	1:21.575	1:21.876	0.301	
18	50	LETTINGA	23.807	50	LETTINGA	43.374	99	CLYNES	14.631	18	50	LETTINGA	1:21.765	1:21.914	0.149	
19	51	ANDREWS	23.984	33	ELLIOTT	43.573	24	MORRIS	14.652	19	99	CLYNES	1:22.149	1:22.703	0.554	
20	33	ELLIOTT	24.113	44	RILEY	43.612	75	WENHAM	14.713	20	33	ELLIOTT	1:22.510	1:22.560	0.050	
21	99	CLYNES	24.146	24	MORRIS	44.123	33	ELLIOTT	14.824	21	24	MORRIS	1:22.968	1:23.361	0.393	
22	11	CULLEY	24.179	51	ANDREWS	44.153	51	ANDREWS	14.926	22	51	ANDREWS	1:23.063	1:23.371	0.308	
23	24	MORRIS	24.193	11	CULLEY	44.903	11	CULLEY	15.131	23	11	CULLEY	1:24.213	1:24.701	0.488	
24	4	TAYLOR	24.275	4	TAYLOR	45.253	4	TAYLOR	15.168	24	4	TAYLOR	1:24.696	1:24.818	0.122	
25	92	WALSH	25.327	92	WALSH	48.646	92	WALSH	15.958	25	92	WALSH	1:29.931			
													Perfect Lap		1:18.792	

Weather / Track : Bright / Dry

Donington Park National
Circuit Length = 1.9791 miles
Start: 10:31 End: 10:53

Volkswagen Racing Cup
RACE 3 - ROUND 13 - SPEED TRAPS

SECTOR 1				SECTOR 2			FINISH LINE		
POS	NO	NAME	MPH	NO	NAME	MPH	NO	NAME	MPH
1	34	Tony GILHAM	114.3	14	Peter FELIX	114.9	14	Peter FELIX	106.4
2	42	Alex DZIURZYNSKI	113.2	1	Joe FULBROOK	114.7	8	Aaron MASON	103.1
3	1	Joe FULBROOK	112.8	8	Aaron MASON	114.1	12	Tony HARBERMAN	103.1
4	14	Peter FELIX	112.0	32	Kieran GRIFFIN	114.1	53	Steve CHAPLIN	102.5
5	53	Steve CHAPLIN	111.8	20	Michael KURTON	113.9	44	Robin RILEY	101.4
6	41	Didge DZIURZYNSKI	111.5	21	Daniel WALKER	113.2	1	Joe FULBROOK	101.1
7	20	Michael KURTON	111.3	53	Steve CHAPLIN	112.8	42	Alex DZIURZYNSKI	101.1
8	23	Richard WALKER	111.1	7	Tim SNAYLAM	112.6	23	Richard WALKER	100.9
9	44	Robin RILEY	110.9	42	Alex DZIURZYNSKI	112.6	41	Didge DZIURZYNSKI	100.8
10	12	Tony HARBERMAN	110.7	99	Mark CLYNES	112.4	7	Tim SNAYLAM	100.5
11	3	Paul TAYLOR	110.4	12	Tony HARBERMAN	112.2	24	Phil MORRIS	100.5
12	75	Zoe WENHAM	110.4	50	Peter LETTINGA	111.8	32	Kieran GRIFFIN	100.3
13	8	Aaron MASON	108.8	34	Tony GILHAM	111.7	11	Barry CULLEY	100.2
14	69	James WALKER	108.8	23	Richard WALKER	111.5	34	Tony GILHAM	99.9
15	21	Daniel WALKER	108.2	41	Didge DZIURZYNSKI	111.3	3	Paul TAYLOR	99.4
16	7	Tim SNAYLAM	107.4	24	Phil MORRIS	110.9	21	Daniel WALKER	99.4
17	50	Peter LETTINGA	105.0	44	Robin RILEY	110.9	50	Peter LETTINGA	99.0
18	33	Simon ELLIOTT	102.5	11	Barry CULLEY	110.4	75	Zoe WENHAM	99.0
19	32	Kieran GRIFFIN	101.8	69	James WALKER	110.0	20	Michael KURTON	98.7
20	51	Simon ANDREWS	101.2	4	Tony TAYLOR	109.8	99	Mark CLYNES	98.1
21	4	Tony TAYLOR	99.0	75	Zoe WENHAM	109.5	4	Tony TAYLOR	97.7
22	99	Mark CLYNES	98.4	3	Paul TAYLOR	108.9	69	James WALKER	97.7
23	24	Phil MORRIS	97.5	92	Martyn WALSH	107.9	33	Simon ELLIOTT	96.4
24	11	Barry CULLEY	94.5	33	Simon ELLIOTT	106.2	92	Martyn WALSH	96.0
25	92	Martyn WALSH	93.9	51	Simon ANDREWS	106.2	51	Simon ANDREWS	95.3

Weather / Track : Bright / Dry

Donington Park National
Circuit Length = 1.9791 miles
Start: 10:31 End: 10:53

Volkswagen Racing Cup

RACE 3 - ROUND 13 - POSITION CHART


No	Name	Pos	Laps														
			1	2	3	4	5	6	7	8	9	10	11	12	13	14	15
8	Aaron MASON	1	8	8	8	8	8	8	8	8	8	8	8	8	8	8	8
1	Joe FULBROOK	2	1	1	1	1	1	1	1	1	1	1	1	1	1	1	1
53	Steve CHAPLIN	3	53	53	53	53	53	53	53	53	14	14	14	14	14	14	14
23	Richard WALKER	4	23	23	23	23	14	14	14	14	53	53	53	23	23	23	23
14	Peter FELIX	5	14	14	14	14	23	23	23	23	23	23	23	53	53	53	53
42	Alex DZIURZYNSKI	6	42	42	42	42	42	42	42	42	42	42	42	42	42	42	42
41	Didge DZIURZYNSKI	7	41	41	41	41	41	41	41	41	34	34	34	34	34	34	34
7	Tim SNAYLAM	8	7	7	7	7	7	7	7	7	34	41	7	7	7	7	7
20	Michael KURTON	9	20	20	12	12	12	12	34	7	7	20	20	20	20	20	20
12	Tony HARBERMAN	10	12	12	20	20	34	34	12	12	20	12	12	12	12	12	12
21	Daniel WALKER	11	21	21	34	34	20	20	20	20	12	41	41	41	41	3	32
50	Peter LETTINGA	12	50	34	21	21	21	21	3	3	3	3	3	3	3	41	3
34	Tony GILHAM	13	34	50	50	50	3	3	50	50	50	75	32	32	32	32	41
92	Martyn WALSH	14	92	75	75	3	50	50	75	75	75	50	75	75	75	50	50
75	Zoe WENHAM	15	75	3	3	75	75	75	21	21	32	32	50	50	50	75	75
33	Simon ELLIOTT	16	33	33	33	33	33	32	32	32	21	21	21	99	99	99	99
69	James WALKER	17	69	51	51	51	32	33	33	33	33	33	99	33	33	33	33
51	Simon ANDREWS	18	51	24	24	32	99	99	99	99	99	99	33	44	44	44	44
4	Tony TAYLOR	19	4	99	99	99	51	51	51	51	51	24	24	24	24	24	24
3	Paul TAYLOR	20	3	11	32	24	24	24	24	24	24	44	44	21	4	69	
24	Phil MORRIS	21	24	32	11	11	11	44	44	44	44	4	4	4	69	4	
99	Mark CLYNES	22	99	44	44	44	44	44	11	4	4	4	69	69	69	21	
11	Barry CULLEY	23	11	4	4	4	4	4	4	69	69	69	51				
32	Kieran GRIFFIN	24	32	69	69	69	69	69									
44	Robin RILEY	25	44														

Weather / Track : Bright / Dry

Donington Park National
 Circuit Length = 1.9791 miles
 Start: 10:31 End: 10:53

Volkswagen Racing Cup

RACE 7 - ROUND 14 - GRID - AMENDED

ROW 13	92 Martyn WALSH	9 Peter WYHINNY
ROW 12	51 Simon ANDREWS	11 Barry CULLEY
ROW 11	4 Tony TAYLOR	21 Daniel WALKER
ROW 10	24 Phil MORRIS	69 James WALKER
ROW 9	33 Simon ELLIOTT	44 Robin RILEY
ROW 8	3 Paul TAYLOR	99 Mark CLYNES
ROW 7	50 Peter LETTINGA	75 Zoe WENHAM
ROW 6	32 Kieran GRIFFIN	41 Didge DZIURZYNSKI
ROW 5	20 Michael KURTON	12 Tony HARBERMAN
ROW 4	34 Tony GILHAM	7 Tim SNAYLAM
ROW 3	1 Joe FULBROOK	8 Aaron MASON
ROW 2	53 Steve CHAPLIN	14 Peter FELIX
ROW 1	42 Alex DZIURZYNSKI	23 Richard WALKER
Pole		
		

Donington Park National
Circuit Length = 1.9791 miles

These results are provisional until the conclusion of any judicial and technical matters.

Clerk of Course :		Timekeeper :
-------------------	--	--------------

Volkswagen Racing Cup

RACE 7 - ROUND 14 - CLASSIFICATION

POS	NO	CL	DRIVER / TEAM	CAR	LAPS	TIME	GAP	DIFF	MPH	BEST	ON
1	8		Aaron MASON Comline / AWM	Golf MK5 GTI	15	20:04.904			88.69	1:19.285	7
2	53		Steve CHAPLIN Complete Utilities	Beetle 3.2 RSI	15	20:05.368	0.464	0.464	88.66	1:19.103	9
3	34		Tony GILHAM Racing Line	Golf MK5 GTI	15	20:22.365	17.461	16.997	87.42	1:20.406	15
4	32		Kieran GRIFFIN Slidesports	Scirocco 2.0 R	15	20:24.402	19.498	2.037	87.28	1:20.072	7
5	14		Peter FELIX 20Ten Racing	Golf GTI MK5	15	20:26.974	22.070	2.572	87.10	1:20.598	3
6	41		Didge DZIURZYNSKI West End Precision	Golf MK2	15	20:28.327	23.423	1.353	87.00	1:20.714	8
7	42		Alex DZIURZYNSKI West End Precision	Corrado	15	20:29.602	24.698	1.275	86.91	1:20.623	5
8	69		James WALKER KPM Racing	Golf MK5 GTI	15	20:29.834	24.930	0.232	86.89	1:20.117	10
9	7		Tim SNAYLAM Comline /AWM	Golf MK5 GTI	15	20:46.589	41.685	16.755	85.72	1:20.517	8
10	23		Richard WALKER	GOLF MK5 GTI	15	20:51.479	46.575	4.890	85.39	1:20.258	8
11	3		Paul TAYLOR Father & Son Racing with Goblin Racing	Golf Mk5 R32	15	20:52.178	47.274	0.699	85.34	1:21.775	5
12	75		Zoe WENHAM Racingline	Golf MK5 GTi	15	20:52.684	47.780	0.506	85.31	1:21.381	15
13	50		Peter LETTINGA KPM Racing	Golf MK5 GTI	15	20:53.157	48.253	0.473	85.28	1:21.311	15
14	11		Barry CULLEY Father & Son Racing with Goblin Racing	Vento VR6	15	20:54.870	49.966	1.713	85.16	1:21.431	15
15	99		Mark CLYNES Slidesports	Golf MK5 GTI	15	20:56.993	52.089	2.123	85.02	1:22.086	14
16	92		Martyn WALSH AWM	Golf MK5 GTI	15	20:58.622	53.718	1.629	84.91	1:21.686	15
17	44		Robin RILEY	Beetle 3.2 RSI	15	20:59.219	54.315	0.597	84.86	1:21.199	11
18	20		Michael KURTON Slidesports	Scirocco 2.0 R	15	21:04.439	59.535	5.220	84.51	1:20.638	7
19	24		Phil MORRIS Racing Line / Team Fuchs Titan Race	Golf MK5 GTI DSG	15	21:17.333	1:12.429	12.894	83.66	1:23.230	2
20	4		Tony TAYLOR Father & Son Racing with Taylor Heating	GOLF MK3	15	21:17.595	1:12.691	0.262	83.64	1:23.120	9
21	33		Simon ELLIOTT Volkswagen Racing	Caddy Van Racer	15	21:23.123	1:18.219	5.528	83.28	1:22.436	6
22	21		Daniel WALKER KPM Racing	Golf MK5 GTI	15	21:27.031	1:22.127	3.908	83.03	1:20.676	8
23	51		Simon ANDREWS Racingline	Golf MK5 GTI DSG	15	21:28.832	1:23.928	1.801	82.91	1:23.305	11
24	1		Joe FULBROOK	Bora 1.8T	14	20:06.445	1 lap	1 lap	82.67	1:19.780	10
NOT CLASSIFIED											
DNF	9		Peter WYHINNY Volkswagen Racing	Seat 2.0 Cupra	5	7:34.518	10 laps	9 laps	78.37	1:25.128	2
DNF	12		Tony HARBERMAN TGR RACING	BEETLE 3.2 RSI	3	4:16.745	12 laps	2 laps	83.24	1:22.491	2
FASTEST LAP											
	53		Steve CHAPLIN Complete Utilities	Beetle 3.2 RSI	9	1:19.103			90.06 mph	144.95 kph	

Weather / Track : Bright / Dry

These results are provisional until the conclusion of any judicial and technical matters.

Donington Park National
Circuit Length = 1.9791 miles
Start: 13:51 End: 14:13

Clerk of Course :	Timekeeper :
-------------------	--------------

Volkswagen Racing Cup

RACE 7 - ROUND 14 - LAP CHART

Lap 1			Lap 2			Lap 3			Lap 4			Lap 5		
No	Behind	Laptime	No	Behind	Laptime	No	Behind	Laptime	No	Behind	Laptime	No	Behind	Laptime
42		1:27.347	8		1:21.205	8		1:20.199	8		1:19.739	8		1:19.386
53	0.251	1:27.598	42	0.240	1:21.981	53	0.867	1:20.538	53	0.520	1:19.392	53	0.646	1:19.512
8	0.536	1:27.883	53	0.528	1:22.018	42	2.615	1:22.574	42	4.287	1:21.411	42	5.524	1:20.623
14	0.928	1:28.275	14	2.408	1:23.221	14	2.807	1:20.598	14	4.618	1:21.550	14	6.027	1:20.795
1	1.213	1:28.560	34	2.864	1:22.930	34	3.450	1:20.785	34	4.762	1:21.051	34	6.374	1:20.998
34	1.675	1:29.022	41	3.187	1:22.935	41	4.384	1:21.396	41	6.399	1:21.754	41	8.428	1:21.415
41	1.993	1:29.340	3	3.463	1:23.033	3	5.193	1:21.929	3	8.414	1:22.960	3	10.803	1:21.775
3	2.171	1:29.518	1	3.595	1:24.123	7	5.759	1:21.915	32	9.604	1:22.170	32	10.957	1:20.739
7	3.169	1:30.516	7	4.043	1:22.615	69	6.212	1:21.786	20	10.095	1:21.902	20	11.415	1:20.706
12	3.621	1:30.968	12	4.371	1:22.491	32	7.173	1:22.388	50	11.195	1:22.201	69	13.207	1:21.268
69	3.901	1:31.248	69	4.625	1:22.465	12	7.458	1:23.286	69	11.325	1:24.852	50	14.156	1:22.347
20	4.457	1:31.804	32	4.984	1:22.054	20	7.932	1:22.415	75	12.427	1:22.560	75	15.684	1:22.643
32	4.671	1:32.018	20	5.716	1:23.000	50	8.733	1:22.563	21	12.830	1:21.242	21	18.982	1:25.538
50	5.700	1:33.047	50	6.369	1:22.410	75	9.606	1:22.812	11	16.922	1:23.291	11	20.202	1:22.666
75	6.138	1:33.485	75	6.993	1:22.596	21	11.327	1:22.208	33	17.504	1:23.501	33	21.160	1:23.042
11	6.803	1:34.150	11	9.059	1:23.997	11	13.370	1:24.510	99	17.911	1:23.469	99	21.623	1:23.098
21	7.899	1:35.246	21	9.318	1:23.160	33	13.742	1:23.407	44	18.954	1:23.596	44	23.116	1:23.548
33	8.753	1:36.100	33	10.534	1:23.522	99	14.181	1:23.362	24	20.460	1:24.211	92	25.157	1:22.247
99	9.409	1:36.756	99	11.018	1:23.350	1	14.473	1:31.077 P	92	22.296	1:23.045	24	25.781	1:24.707
44	10.072	1:37.419	44	12.206	1:23.875	44	15.097	1:23.090	7	22.482	1:36.462	7	25.855	1:22.759
24	11.028	1:38.375	24	12.517	1:23.230	24	15.988	1:23.670	4	26.073	1:24.421	23	30.411	1:21.092
4	11.812	1:39.159	92	16.386	1:25.946	92	18.990	1:22.803	23	28.705	1:22.037	4	31.676	1:24.989
92	12.181	1:39.528	4	16.970	1:26.899	4	21.391	1:24.620	9	29.927	1:26.315	51	36.353	1:25.142
51	13.027	1:40.374	51	17.647	1:26.361	9	23.351	1:25.437	51	30.597	1:26.238	9	46.106	1:35.565 P
9	14.726	1:42.073	9	18.113	1:25.128	51	24.098	1:26.650	1	1:15.096	2:20.362	1	1:16.050	1:20.340
23	25.646	1:52.993	23	25.739	1:21.834	23	26.407	1:20.867						

Weather / Track : Bright / Dry

Donington Park National
Circuit Length = 1.9791 miles
Start: 13:51 End: 14:13

Volkswagen Racing Cup

RACE 7 - ROUND 14 - LAP CHART

Lap 6			Lap 7			Lap 8			Lap 9			Lap 10		
No	Behind	Laptime	No	Behind	Laptime	No	Behind	Laptime	No	Behind	Laptime	No	Behind	Laptime
8		1:19.580	8		1:19.285	8		1:20.184	8		1:19.497	8		1:19.357
53	1.028	1:19.962	53	1.564	1:19.821	53	0.977	1:19.597	53	0.583	1:19.103	53	0.457	1:19.231
42	6.779	1:20.835	42	8.765	1:21.271	42	9.854	1:21.273	42	11.624	1:21.267	34	13.296	1:20.909
34	7.325	1:20.531	34	9.069	1:21.029	34	10.224	1:21.339	34	11.744	1:21.017	42	14.204	1:21.937
14	7.768	1:21.321	14	9.364	1:20.881	14	10.605	1:21.425	14	12.281	1:21.173	14	14.632	1:21.708
41	10.065	1:21.217	41	11.754	1:20.974	41	12.284	1:20.714	41	13.731	1:20.574	32	14.945	1:20.571
32	11.886	1:20.509	32	12.673	1:20.072	32	12.654	1:20.165	32	14.052	1:21.265	41	15.537	1:20.842
3	13.233	1:22.010	69	15.509	1:20.729	69	15.519	1:20.194	69	16.362	1:20.340	69	17.122	1:20.117
69	14.065	1:20.438	3	15.805	1:21.857	20	22.111	1:26.161	20	27.297	1:24.683	3	32.289	1:23.755
20	14.781	1:22.946	20	16.134	1:20.638	3	23.360	1:27.739	50	27.521	1:23.430	50	33.284	1:25.120
50	17.682	1:23.106	50	20.105	1:21.708	50	23.588	1:23.667	3	27.891	1:24.028	7	34.098	1:22.579
75	19.642	1:23.538	75	22.017	1:21.660	75	24.185	1:22.352	75	28.584	1:23.896	20	34.552	1:26.612
11	23.225	1:22.603	11	26.151	1:22.211	11	29.027	1:23.060	7	30.876	1:21.197	75	34.683	1:25.456
33	24.016	1:22.436	33	27.314	1:22.583	7	29.176	1:20.517	11	33.281	1:23.751	11	36.347	1:22.423
99	24.733	1:22.690	99	28.568	1:23.120	33	31.064	1:23.934	99	34.026	1:22.144	99	36.994	1:22.325
44	25.447	1:21.911	7	28.843	1:20.575	99	31.379	1:22.995	92	35.291	1:22.685	23	37.598	1:21.304
7	27.553	1:21.278	44	29.676	1:23.514	92	32.103	1:21.754	23	35.651	1:22.147	92	40.305	1:24.371
92	28.118	1:22.541	92	30.533	1:21.700	44	32.831	1:23.339	33	36.139	1:24.572	44	42.344	1:23.576
24	31.173	1:24.972	23	32.927	1:20.747	23	33.001	1:20.258	21	36.985	1:22.207	21	44.792	1:27.164
23	31.465	1:20.634	21	33.783	1:21.064	21	34.275	1:20.676	44	38.125	1:24.791	24	49.864	1:23.935
21	32.004	1:32.602	24	36.567	1:24.679	24	40.544	1:24.161	24	45.286	1:24.239	4	51.243	1:23.122
4	35.399	1:23.303	4	40.501	1:24.387	4	43.855	1:23.538	4	47.478	1:23.120	33	56.231	1:39.449
51	40.960	1:24.187	51	46.348	1:24.673	51	50.313	1:24.149	51	54.441	1:23.625	51	59.144	1:24.060
1	1:16.677	1:20.207	1	1:17.444	1:20.052	1	1:17.573	1:20.313	1	1:18.373	1:20.297	1	1:18.796	1:19.780

Weather / Track : Bright / Dry

Donington Park National
Circuit Length = 1.9791 miles
Start: 13:51 End: 14:13

Volkswagen Racing Cup

RACE 7 - ROUND 14 - LAP CHART

Lap 11			Lap 12			Lap 13			Lap 14			Lap 15		
No	Behind	Laptime	No	Behind	Laptime	No	Behind	Laptime	No	Behind	Laptime	No	Behind	Laptime
8		1:19.569	8		1:19.463	8		1:20.351	8		1:19.695	8		1:19.511
53	0.321	1:19.433	53	0.344	1:19.486	53	0.386	1:20.393	53	0.735	1:20.044	53	0.464	1:19.240
34	14.564	1:20.837	1	1 LAP	1:21.163	1	1 LAP	1:20.277	1	1 LAP	1:20.095	1	1 LAP	1:19.799
14	16.036	1:20.973	34	15.531	1:20.430	34	15.789	1:20.609	34	16.566	1:20.472	34	17.461	1:20.406
32	16.662	1:21.286	32	17.613	1:20.414	32	18.017	1:20.755	32	18.643	1:20.321	32	19.498	1:20.366
42	17.201	1:22.566	14	17.995	1:21.422	14	18.995	1:21.351	14	20.345	1:21.045	14	22.070	1:21.236
41	17.468	1:21.500	41	19.476	1:21.471	41	20.305	1:21.180	41	21.876	1:21.266	41	23.423	1:21.058
69	17.766	1:20.213	42	19.832	1:22.094	42	22.271	1:22.790	42	23.457	1:20.881	42	24.698	1:20.752
3	35.417	1:22.697	69	20.245	1:21.942	69	22.586	1:22.692	69	23.721	1:20.830	69	24.930	1:20.720
7	35.661	1:21.132	7	38.668	1:22.470	7	38.901	1:20.584	7	40.082	1:20.876	7	41.685	1:21.114
50	36.331	1:22.616	3	39.323	1:23.369	3	41.704	1:22.732	3	44.415	1:22.406	23	46.575	1:20.953
75	37.415	1:22.301	75	40.321	1:22.369	75	42.730	1:22.760	23	45.133	1:21.603	3	47.274	1:22.370
23	40.376	1:22.347	50	40.770	1:23.902	50	42.932	1:22.513	75	45.910	1:22.875	75	47.780	1:21.381
11	41.565	1:24.787	23	41.866	1:20.953	23	43.225	1:21.710	50	46.453	1:23.216	50	48.253	1:21.311
20	41.854	1:26.871	11	44.255	1:22.153	11	46.006	1:22.102	11	48.046	1:21.735	11	49.966	1:21.431
99	42.164	1:24.739	99	45.266	1:22.565	99	47.011	1:22.096	99	49.402	1:22.086	99	52.089	1:22.198
92	43.321	1:22.585	92	47.323	1:23.465	92	49.241	1:22.269	92	51.543	1:21.997	92	53.718	1:21.686
44	43.974	1:21.199	20	47.859	1:25.468	44	49.778	1:22.069	44	52.081	1:21.998	44	54.315	1:21.745
24	53.936	1:23.641	44	48.060	1:23.549	20	51.914	1:24.406	20	55.841	1:23.622	20	59.535	1:23.205
4	54.935	1:23.261	24	59.336	1:24.863	21	1:01.522	1:21.865	21	1:02.837	1:21.010	24	1:12.429	1:24.808
21	55.212	1:29.989	21	1:00.008	1:24.259	24	1:03.286	1:24.301	24	1:07.132	1:23.541	4	1:12.691	1:24.273
33	59.770	1:23.108	4	1:01.512	1:26.040	4	1:04.404	1:23.243	4	1:07.929	1:23.220	33	1:18.219	1:23.558
51	1:02.880	1:23.305	33	1:03.369	1:23.062	33	1:09.831	1:26.813	33	1:14.172	1:24.036	21	1:22.127	1:38.801 P
			51	1:07.114	1:23.697	51	1:13.372	1:26.609	51	1:18.535	1:24.858	51	1:23.928	1:24.904

Weather / Track : Bright / Dry

Donington Park National
Circuit Length = 1.9791 miles
Start: 13:51 End: 14:13

Volkswagen Racing Cup

RACE 7 - ROUND 14 - SECTOR ANALYSIS

1	Joe FULBROOK														
1-	92.1	44.084	113.9	14.662	100.2	1:28.560	8-	23.163	105.5	42.833	112.2	14.317	98.5	1:20.313	
2-	23.553	99.9	45.504	113.4	15.066	100.2	1:24.123	9-	23.180	106.4	42.995	111.8	14.122	99.6	1:20.297
3-	23.413	108.8	49.616	95.2	In		1:31.077 P	10-	23.053	113.0	42.592	112.0	14.135	100.2	1:19.780
4-	Out	103.9	43.108	112.8	14.309	99.1	2:20.362	11-	23.028	110.0	43.132	98.7	15.003	100.3	1:21.163
5-	23.132	114.9	42.905	112.8	14.303	99.0	1:20.340	12-	23.111	107.5	42.776	114.3	14.390	100.8	1:20.277
6-	23.188	105.8	42.888	112.6	14.131	99.6	1:20.207	13-	23.077	111.7	42.554	112.6	14.524	99.7	1:20.095
7-	23.107	107.0	42.875	112.6	14.070	99.6	1:20.052	14-	23.046	109.5	42.284	113.7	14.469	95.1	1:19.799
3	Paul TAYLOR										Father & Son Racing with Goblin Racing				
1-	90.3	44.340	109.7	14.475	100.0	1:29.518	9-	24.753	100.0	44.548	107.4	14.727	98.3	1:24.028	
2-	23.758	110.2	44.234	108.8	15.041	97.0	1:23.033	10-	24.414	105.8	44.594	105.2	14.747	95.3	1:23.755
3-	23.995	112.0	43.595	108.4	14.339	99.4	1:21.929	11-	23.980	106.2	43.986	105.8	14.731	94.7	1:22.697
4-	23.500	111.8	43.260	109.8	16.200	92.1	1:22.960	12-	24.273	99.0	44.317	107.7	14.779	95.7	1:23.369
5-	23.818	112.6	43.250	109.1	14.707	97.3	1:21.775	13-	23.954	109.1	44.134	106.4	14.644	97.5	1:22.732
6-	23.882	102.0	43.795	108.8	14.333	98.7	1:22.010	14-	23.930	108.6	43.797	106.7	14.679	97.4	1:22.406
7-	23.622	109.1	43.329	108.4	14.906	99.3	1:21.857	15-	23.714	106.4	43.706	109.3	14.950	94.4	1:22.370
8-	23.680	110.0	43.271	107.7	20.788	85.9	1:27.739								
4	Tony TAYLOR										Father & Son Racing with Taylor Heating				
1-	80.5	48.283	105.8	16.592	94.8	1:39.159	9-	24.137	98.4	44.216	107.9	14.767	97.7	1:23.120	
2-	24.496	96.6	46.330	107.4	16.073	95.6	1:26.899	10-	23.941	99.9	44.295	106.5	14.886	98.1	1:23.122
3-	24.498	96.4	45.164	107.2	14.958	97.8	1:24.620	11-	24.154	99.9	44.175	107.5	14.932	98.0	1:23.261
4-	24.226	99.4	44.920	109.1	15.275	96.8	1:24.421	12-	23.847	99.1	45.639	107.5	16.554	94.0	1:26.040
5-	24.142	98.7	45.815	108.2	15.032	97.3	1:24.989	13-	24.039	101.8	44.455	108.6	14.749	98.8	1:23.243
6-	23.889	98.7	44.491	106.7	14.923	97.7	1:23.303	14-	23.983	103.2	44.571	108.2	14.666	98.5	1:23.220
7-	24.218	99.7	45.295	107.2	14.874	97.4	1:24.387	15-	23.965	100.5	45.282	108.1	15.026	98.1	1:24.273
8-	23.956	98.5	44.521	107.2	15.061	97.0	1:23.538								
7	Tim SNAYLAM										Comline /AWM				
1-	87.8	45.218	111.5	14.862	97.1	1:30.516	9-	23.380	112.4	43.540	111.3	14.277	99.0	1:21.197	
2-	23.818	108.1	43.617	113.0	15.180	97.4	1:22.615	10-	23.310	108.2	43.579	109.5	15.690	93.5	1:22.579
3-	23.757	107.2	43.720	112.4	14.438	99.3	1:21.915	11-	23.473	111.3	42.994	103.4	14.665	98.0	1:21.132
4-	23.239	110.6	43.056	111.7	30.167	79.1	1:36.462	12-	23.963	92.8	44.106	110.4	14.401	96.6	1:22.470
5-	24.710	105.4	42.571	113.4	15.478	97.0	1:22.759	13-	23.351	109.1	42.574	110.6	14.659	97.1	1:20.584
6-	23.555	106.2	43.232	111.5	14.491	97.4	1:21.278	14-	23.582	107.9	42.788	110.6	14.506	98.1	1:20.876
7-	23.200	111.3	42.874	112.0	14.501	99.1	1:20.575	15-	23.583	105.5	42.923	108.1	14.608	97.5	1:21.114
8-	23.298	110.7	42.689	111.8	14.530	97.3	1:20.517								
8	Aaron MASON										Comline / AWM				
1-	93.2	43.530	111.1	14.770	100.6	1:27.883	9-	22.984	109.7	42.275	112.6	14.238	100.6	1:19.497	
2-	23.599	106.0	42.708	115.1	14.898	99.4	1:21.205	10-	23.027	110.6	42.152	112.8	14.178	101.8	1:19.357
3-	23.269	107.5	42.654	112.4	14.276	102.0	1:20.199	11-	22.860	110.7	42.340	111.7	14.369	101.1	1:19.569
4-	23.116	107.0	42.339	113.0	14.284	101.4	1:19.739	12-	22.986	113.0	42.241	111.1	14.236	101.4	1:19.463
5-	22.927	107.5	42.274	113.9	14.185	102.0	1:19.386	13-	23.049	112.0	42.967	111.8	14.335	100.5	1:20.351
6-	22.945	107.2	42.458	112.8	14.177	102.6	1:19.580	14-	23.050	111.7	42.386	113.0	14.259	102.0	1:19.695
7-	22.873	108.1	42.266	112.6	14.146	102.9	1:19.285	15-	23.016	111.3	42.250	113.0	14.245	103.7	1:19.511
8-	23.303	106.4	42.593	113.0	14.288	101.5	1:20.184								
9	Peter WYHINNY										Volkswagen Racing				
1-	81.9	46.214	106.5	15.901	95.3	1:42.073	4-	24.901	99.3	45.804	100.2	15.610	90.6	1:26.315	
2-	25.013	99.6	44.283	106.2	15.832	93.1	1:25.128	5-	24.752	104.2	45.787	85.4	In	1:35.565 P	
3-	24.921	100.5	44.666	104.7	15.850	91.3	1:25.437								
11	Barry CULLEY										Father & Son Racing with Goblin Racing				
1-	82.5	45.649	109.8	15.369	99.0	1:34.150	9-	24.102	100.5	45.019	108.9	14.630	98.7	1:23.751	
2-	24.263	96.1	44.122	109.7	15.612	96.1	1:23.997	10-	23.925	98.7	43.873	109.3	14.625	98.4	1:22.423
3-	24.818	98.4	43.951	108.9	15.741	96.4	1:24.510	11-	23.991	97.8	45.067	105.8	15.729	94.9	1:24.787
4-	24.224	94.3	43.628	108.9	15.439	95.9	1:23.291	12-	24.022	101.1	43.625	110.0	14.506	98.8	1:22.153
5-	24.198	94.1	43.570	108.8	14.898	97.0	1:22.666	13-	23.853	100.9	43.588	108.6	14.661	96.6	1:22.102
6-	24.131	96.7	43.835	109.1	14.637	97.4	1:22.603	14-	23.881	100.0	43.283	109.7	14.571	99.0	1:21.735
7-	24.024	96.0	43.670	108.6	14.517	100.0	1:22.211	15-	23.738	102.9	43.262	110.0	14.431	97.5	1:21.431

Weather / Track : Bright / Dry

Donington Park National
Circuit Length = 1.9791 miles
Start: 13:51 End: 14:13

Volkswagen Racing Cup

RACE 7 - ROUND 14 - SECTOR ANALYSIS

8 -	23.885	95.5	44.054	108.2	15.121	97.5	1:23.060								
12	Tony HARBERMAN						TGR RACING								
1 -	83.8		44.945	110.7	15.098	100.6	1:30.968	3 -	23.679	104.4	44.198	111.7	15.409	97.0	1:23.286
2 -	23.780	107.4	43.518	111.8	15.193	99.9	1:22.491								
14	Peter FELIX						20Ten Racing								
1 -	96.3		43.811	112.8	15.058		1:28.275	9 -	23.523	108.8	43.150	113.0	14.500	99.4	1:21.173
2 -	24.004	94.9	44.579	113.6	14.638	97.8	1:23.221	10 -	23.747	104.0	43.368	114.5	14.593	97.0	1:21.708
3 -	23.420	107.4	42.633	114.1	14.545	100.0	1:20.598	11 -	23.364	109.5	43.318	113.2	14.297	99.0	1:20.973
4 -	23.383	108.8	42.750	113.9	15.417		1:21.550	12 -	23.378	111.3	43.147	111.1	14.957	97.4	1:21.422
5 -	23.518	110.6	42.856	114.7	14.421	97.7	1:20.795	13 -	23.484	103.7	43.443	113.0	14.424		1:21.351
6 -	23.368	109.7	43.576	113.9	14.377	97.7	1:21.321	14 -	23.466	105.7	43.251	113.2	14.328	99.1	1:21.045
7 -	23.414	109.3	43.099	113.0	14.368	99.4	1:20.881	15 -	23.523	104.0	43.300	113.4	14.413		1:21.236
8 -	23.609	107.5	43.125	113.0	14.691	98.7	1:21.425								
20	Michael KURTON						Slidesports								
1 -	85.7		45.223	110.4	15.090	96.1	1:31.804	9 -	25.286	97.1	44.176	107.5	15.221	92.9	1:24.683
2 -	24.170	106.5	43.268	110.4	15.562	96.1	1:23.000	10 -	24.403	106.0	46.004	106.5	16.205	90.6	1:26.612
3 -	23.690	107.0	44.007	110.6	14.718	96.8	1:22.415	11 -	25.248	101.2	45.576	106.0	16.047	91.1	1:26.871
4 -	23.830	106.0	42.599	111.5	15.473	91.1	1:21.902	12 -	24.914	100.6	44.637	108.1	15.917	92.3	1:25.468
5 -	23.770	107.4	42.391	112.0	14.545	98.0	1:20.706	13 -	24.685	102.8	44.714	106.9	15.007	93.5	1:24.406
6 -	23.563	102.9	44.124	109.5	15.259	95.9	1:22.946	14 -	24.378	105.2	44.388	107.2	14.856	94.7	1:23.622
7 -	23.517	107.4	42.261	112.8	14.860	97.5	1:20.638	15 -	24.171	105.5	44.005	108.2	15.029	94.0	1:23.205
8 -	23.664	104.4	43.231	110.9	19.266	85.1	1:26.161								
21	Daniel WALKER						KPM Racing								
1 -	86.9		46.863	110.6	14.845	97.4	1:35.246	9 -	23.551	99.6	44.271	110.0	14.385	98.7	1:22.207
2 -	23.574	103.7	43.888	109.3	15.698	95.9	1:23.160	10 -	23.599	102.1	44.265	108.4	19.300		1:27.164
3 -	23.703	106.2	43.457	110.7	15.048	97.3	1:22.208	11 -	32.382	107.2	42.929	110.6	14.678	98.4	1:29.989
4 -	23.267	111.1	42.813	111.7	15.162	96.1	1:21.242	12 -	23.762	95.6	44.048	108.4	16.449	94.4	1:24.259
5 -	23.739	105.4	43.160	109.8	18.639	53.0	1:25.538	13 -	23.806	98.3	43.607	108.8	14.452	98.3	1:21.865
6 -	33.080	103.7	44.726	110.4	14.796	98.4	1:32.602	14 -	23.448	110.0	43.150	108.4	14.412	97.7	1:21.010
7 -	23.489	109.3	43.144	110.6	14.431	98.0	1:21.064	15 -	23.437	109.7	57.818	107.7	ln		1:38.801 P
8 -	23.170	109.1	43.166	110.6	14.340	97.8	1:20.676								
23	Richard WALKER														
1 -	92.9		46.088	104.5	15.176	96.4	1:52.993	9 -	23.993	104.9	43.169	109.3	14.985	97.5	1:22.147
2 -	23.946	100.9	43.352	107.9	14.536	98.1	1:21.834	10 -	23.601	102.1	43.436	107.7	14.267	99.6	1:21.304
3 -	23.551	104.7	42.817	108.2	14.499	98.7	1:20.867	11 -	23.411	98.3	44.226	107.2	14.710	96.1	1:22.347
4 -	23.361	107.4	44.199	105.7	14.477	98.7	1:22.037	12 -	23.578	106.7	42.940	107.7	14.435	97.8	1:20.953
5 -	23.192	111.8	43.627	107.9	14.273	99.0	1:21.092	13 -	23.536	109.1	42.909	108.1	15.265	96.4	1:21.710
6 -	23.134	108.4	42.877	108.8	14.623	99.3	1:20.634	14 -	23.661	108.6	43.701	108.6	14.241	99.3	1:21.603
7 -	23.671	105.0	42.790	109.1	14.286	99.6	1:20.747	15 -	23.203	105.5	43.262	107.9	14.488	97.8	1:20.953
8 -	23.193	109.1	42.286	109.8	14.779	97.7	1:20.258								
24	Phil MORRIS						Racing Line / Team Fuchs Titan Race								
1 -	74.3		48.009	109.5	15.644	97.7	1:38.375	9 -	24.323	99.0	44.898	107.9	15.018	97.8	1:24.239
2 -	24.134	98.4	44.397	111.8	14.699	99.7	1:23.230	10 -	24.582	98.1	44.439	107.7	14.914	97.8	1:23.935
3 -	24.415	95.7	44.395	111.1	14.860	99.6	1:23.670	11 -	24.415	98.7	44.278	108.2	14.948	97.5	1:23.641
4 -	24.220	95.1	44.873	110.2	15.118	97.0	1:24.211	12 -	24.260	95.6	44.690	108.4	15.913	93.9	1:24.863
5 -	24.527	96.4	44.331	110.7	15.849	96.4	1:24.707	13 -	24.515	89.1	44.822	109.5	14.964	98.3	1:24.301
6 -	25.157	91.9	44.828	107.9	14.987	97.4	1:24.972	14 -	24.189	101.1	44.333	108.6	15.019	98.1	1:23.541
7 -	25.069	93.9	44.728	108.9	14.882	98.0	1:24.679	15 -	24.441	96.8	45.142	107.9	15.225	95.6	1:24.808
8 -	24.244	99.1	44.876	106.9	15.041	97.4	1:24.161								
32	Kieran GRIFFIN						Slidesports								
1 -	80.7		45.037	113.9	15.055	98.3	1:32.018	9 -	23.403	102.6	42.687	111.3	14.484	98.4	1:20.574
2 -	24.363	101.8	42.784	112.0	14.907	98.7	1:22.054	10 -	23.451	104.0	42.289	113.0	14.831	99.0	1:20.571
3 -	23.759	101.7	43.655	115.1	14.974	97.7	1:22.388	11 -	23.438	107.5	43.284	111.1	14.564	98.0	1:21.286
4 -	23.343	105.5	42.488	112.6	16.339	89.0	1:22.170	12 -	23.269	104.2	42.468	111.7	14.677	98.0	1:20.414
5 -	23.525	102.1	42.465	112.2	14.749	99.6	1:20.739	13 -	23.483	101.8	42.806	112.6	14.466	98.8	1:20.755
6 -	23.559	103.1	42.760	113.0	14.190	100.5	1:20.509	14 -	23.325	105.7	42.646	112.8	14.350	99.1	1:20.321

Weather / Track : Bright / Dry

Donington Park National
Circuit Length = 1.9791 miles
Start: 13:51 End: 14:13

Volkswagen Racing Cup

RACE 7 - ROUND 14 - SECTOR ANALYSIS

7 -	23.267	103.4	42.493	113.2	14.312	99.7	1:20.072	15 -	23.410	102.5	42.560	112.6	14.396	98.7	1:20.366
8 -	23.561	102.6	42.284	113.4	14.320	100.0	1:20.165								
33	Simon ELLIOTT Volkswagen Racing														
1 -	84.7	46.670	105.7	15.107	96.7	1:36.100	9 -	24.611	102.0	45.152	105.7	14.809	96.4	1:24.572	
2 -	24.106	102.1	44.438	104.9	14.978	96.7	1:23.522	10 -	24.230	104.5	1:00.356	100.0	14.863	95.3	1:39.449
3 -	24.387	102.5	43.895	104.5	15.125	96.6	1:23.407	11 -	24.172	102.0	43.820	104.4	15.116	94.1	1:23.108
4 -	24.393	102.0	43.913	106.2	15.195	93.9	1:23.501	12 -	24.082	104.4	44.190	104.4	14.790	95.7	1:23.062
5 -	24.034	101.2	44.049	104.9	14.959	96.4	1:23.042	13 -	23.835	107.0	47.826	103.2	15.152	94.0	1:26.813
6 -	23.872	101.7	43.784	105.7	14.780	97.0	1:22.436	14 -	24.453	100.8	44.508	104.0	15.075	95.6	1:24.036
7 -	23.916	103.2	43.701	104.9	14.966	96.6	1:22.583	15 -	24.191	102.0	44.173	104.0	15.194	94.8	1:23.558
8 -	24.086	101.4	44.190	105.0	15.658	84.5	1:23.934								
34	Tony GILHAM Racing Line														
1 -	91.4	44.334	110.6	14.640	98.4	1:29.022	9 -	23.318	113.9	43.035	110.6	14.664	97.8	1:21.017	
2 -	23.674	104.4	44.208	108.6	15.048	97.8	1:22.930	10 -	23.672	113.4	42.913	108.6	14.324	96.8	1:20.909
3 -	23.428	113.6	42.874	110.4	14.483	97.7	1:20.785	11 -	23.583	115.3	42.892	108.4	14.362	98.0	1:20.837
4 -	23.364	113.6	42.687	110.7	15.000	97.0	1:21.051	12 -	23.334	114.9	42.739	108.6	14.357	97.8	1:20.430
5 -	23.530	113.0	42.861	109.7	14.607	98.5	1:20.998	13 -	23.398	111.3	42.898	108.8	14.313	98.7	1:20.609
6 -	23.202	114.1	42.951	109.8	14.378	99.4	1:20.531	14 -	23.337	114.7	42.815	108.8	14.320	98.3	1:20.472
7 -	23.291	113.0	42.797	108.4	14.941	98.5	1:21.029	15 -	23.416	113.7	42.711	109.1	14.279	98.7	1:20.406
8 -	23.398	114.7	43.265	106.5	14.676	99.0	1:21.339								
41	Didge DZIURZYNSKI West End Precision														
1 -	93.7	44.504	110.2	14.576	99.7	1:29.340	9 -	23.302	113.9	43.228	107.5	14.735	99.9	1:21.265	
2 -	23.543	106.7	44.348	108.2	15.044	98.3	1:22.935	10 -	23.447	114.9	43.029	109.1	14.366	99.7	1:20.842
3 -	23.424	113.2	43.441	108.9	14.531	99.0	1:21.396	11 -	23.256	114.1	43.313	110.7	14.931	98.7	1:21.500
4 -	23.432	113.9	43.740	108.1	14.582	98.1	1:21.754	12 -	23.588	112.2	43.527	109.1	14.356	99.1	1:21.471
5 -	23.439	113.2	43.497	108.1	14.479	99.6	1:21.415	13 -	23.430	112.2	43.372	108.9	14.378	99.3	1:21.180
6 -	23.413	112.6	43.278	108.6	14.526	99.3	1:21.217	14 -	23.333	113.4	43.415	108.8	14.518	99.1	1:21.266
7 -	23.302	113.2	43.192	108.8	14.480	99.4	1:20.974	15 -	23.395	114.1	43.193	107.9	14.470	99.3	1:21.058
8 -	23.314	113.7	43.061	108.4	14.339	99.3	1:20.714								
42	Alex DZIURZYNSKI West End Precision														
1 -	103.2	43.694	110.6	15.124	99.1	1:27.347	9 -	23.209	113.2	43.226	112.2	14.832	98.0	1:21.267	
2 -	23.428	110.0	43.217	112.0	15.336	100.2	1:21.981	10 -	24.007	108.1	43.198	112.0	14.732	99.6	1:21.937
3 -	24.014	90.6	43.482	112.4	15.078	99.0	1:22.574	11 -	23.225	116.9	44.279	110.6	15.062	97.5	1:22.566
4 -	23.752	109.8	42.644	113.9	15.015	98.7	1:21.411	12 -	24.017	108.1	43.587	111.8	14.490	101.7	1:22.094
5 -	23.198	113.7	42.811	112.0	14.614	100.2	1:20.623	13 -	23.482	112.4	44.391	107.0	14.917	99.6	1:22.790
6 -	23.328	113.9	42.927	111.7	14.580	100.6	1:20.835	14 -	23.389	114.3	42.935	110.9	14.557	99.9	1:20.881
7 -	23.138	114.7	43.308	110.4	14.825	99.0	1:21.271	15 -	23.067	114.1	42.841	113.2	14.844	99.6	1:20.752
8 -	23.194	112.4	43.471	109.3	14.608	100.5	1:21.273								
44	Robin RILEY														
1 -	83.1	47.916	109.3	15.461	98.8	1:37.419	9 -	24.826	101.1	45.428	108.8	14.537	99.6	1:24.791	
2 -	24.164	100.8	44.821	106.5	14.890	97.8	1:23.875	10 -	23.721	107.9	45.346	108.8	14.509	99.9	1:23.576
3 -	24.103	104.0	44.110	107.2	14.877	97.8	1:23.090	11 -	23.416	108.8	43.259	109.7	14.524	100.3	1:21.199
4 -	24.077	101.2	44.326	107.9	15.193	97.7	1:23.596	12 -	23.713	105.7	44.263	109.1	15.573	97.5	1:23.549
5 -	24.110	103.7	44.662	101.7	14.776	99.0	1:23.548	13 -	24.024	107.9	43.188	109.5	14.857	100.0	1:22.069
6 -	23.729	108.2	43.478	108.2	14.704	99.1	1:21.911	14 -	23.729	105.5	43.835	110.0	14.434	101.1	1:21.998
7 -	23.901	104.0	44.329	108.4	15.284	98.7	1:23.514	15 -	23.570	106.4	43.562	109.3	14.613	99.6	1:21.745
8 -	23.772	106.7	43.760	109.3	15.807	98.1	1:23.339								
50	Peter LETTINGA KPM Racing														
1 -	81.0	45.547	109.7	15.234	98.5	1:33.047	9 -	24.191	97.4	43.924	110.2	15.315	98.4	1:23.430	
2 -	23.722	100.5	43.580	111.3	15.108	98.1	1:22.410	10 -	25.153	101.1	44.663	108.4	15.304	96.8	1:25.120
3 -	23.720	103.4	43.630	111.3	15.213	97.4	1:22.563	11 -	23.479	109.3	44.087	109.5	15.050	98.5	1:22.616
4 -	23.617	106.4	43.131	110.6	15.453	94.8	1:22.201	12 -	23.834	97.8	45.347	109.5	14.721	98.7	1:23.902
5 -	23.901	105.7	42.901	110.2	15.545	98.1	1:22.347	13 -	23.582	105.5	43.399	111.3	15.532	97.1	1:22.513
6 -	23.657	106.4	44.703	109.1	14.746	98.3	1:23.106	14 -	24.374	104.5	43.976	112.0	14.866	98.5	1:23.216
7 -	23.610	105.7	43.471	109.3	14.627	98.4	1:21.708	15 -	23.537	105.2	42.832	112.0	14.942	98.1	1:21.311
8 -	24.780	100.0	43.506	109.1	15.381	96.3	1:23.667								

Weather / Track : Bright / Dry

Donington Park National
Circuit Length = 1.9791 miles
Start: 13:51 End: 14:13

Volkswagen Racing Cup

RACE 7 - ROUND 14 - SECTOR ANALYSIS

51	Simon ANDREWS				Racingline										
1 -	78.8	48.026	104.4	16.803	91.4	1:40.374	9 -	24.277	102.1	44.226	104.0	15.122	93.9	1:23.625	
2 -	24.825	99.0	45.775	105.2	15.761	93.1	1:26.361	10 -	24.171	102.3	44.700	104.5	15.189	93.7	1:24.060
3 -	24.777	101.5	45.087	105.4	16.786	90.8	1:26.650	11 -	24.103	104.5	44.129	104.9	15.073	93.3	1:23.305
4 -	24.711	99.1	45.838	104.7	15.689	94.1	1:26.238	12 -	24.195	103.6	44.430	104.4	15.072	94.0	1:23.697
5 -	24.579	99.1	44.951	105.0	15.612	93.2	1:25.142	13 -	24.387	102.1	44.341	105.4	17.881	86.6	1:26.609
6 -	24.225	102.8	44.686	104.4	15.276	93.6	1:24.187	14 -	24.670	103.4	44.828	104.7	15.360	93.6	1:24.858
7 -	24.519	101.1	45.037	104.5	15.117	94.3	1:24.673	15 -	24.654	100.2	44.924	104.9	15.326	93.3	1:24.904
8 -	24.350	100.9	44.836	104.7	14.963	94.0	1:24.149								
53	Steve CHAPLIN				Complete Utilities										
1 -	97.7	43.602	110.4	15.016	100.5	1:27.598	9 -	22.893	115.3	42.112	111.3	14.098	102.1	1:19.103	
2 -	23.536	105.5	43.019	112.0	15.463	100.5	1:22.018	10 -	22.776	113.2	42.284	112.2	14.171	102.0	1:19.231
3 -	23.614	100.9	42.587	110.9	14.337	102.1	1:20.538	11 -	22.835	111.8	42.167	112.0	14.431	102.1	1:19.433
4 -	22.843	111.5	42.195	111.8	14.354	102.0	1:19.392	12 -	22.950	116.3	42.362	112.4	14.174	102.1	1:19.486
5 -	22.892	116.9	42.403	111.5	14.217	102.5	1:19.512	13 -	22.935	114.5	43.219	111.1	14.239	100.9	1:20.393
6 -	22.969	109.5	42.715	110.7	14.278	102.1	1:19.962	14 -	23.063	115.9	42.640	109.1	14.341	102.8	1:20.044
7 -	22.938	109.8	42.609	110.2	14.274	102.5	1:19.821	15 -	22.890	115.5	42.241	110.7	14.109	103.2	1:19.240
8 -	23.117	109.8	42.361	110.7	14.119	102.3	1:19.597								
69	James WALKER				KPM Racing										
1 -	85.9	44.319	111.5	15.166	97.4	1:31.248	9 -	23.320	111.5	42.673	108.4	14.347	98.3	1:20.340	
2 -	23.792	105.0	43.398	110.9	15.275	97.8	1:22.465	10 -	23.336	113.0	42.537	109.3	14.244	99.0	1:20.117
3 -	23.649	104.7	43.481	111.7	14.656	97.7	1:21.786	11 -	23.277	114.3	42.364	110.0	14.572	98.0	1:20.213
4 -	23.387	109.5	42.873	109.8	18.592	69.7	1:24.852	12 -	23.677	98.4	43.497	109.8	14.768	98.5	1:21.942
5 -	24.632	106.4	42.398	110.2	14.238	98.5	1:21.268	13 -	23.421	107.5	44.092	104.7	15.179	97.7	1:22.692
6 -	23.329	111.3	42.587	110.2	14.522	98.3	1:20.438	14 -	23.411	109.3	42.823	110.7	14.596	98.4	1:20.830
7 -	23.512	110.9	42.588	108.2	14.629	97.1	1:20.729	15 -	23.364	113.9	42.459	110.9	14.897	99.0	1:20.720
8 -	23.315	113.0	42.588	108.8	14.291	98.7	1:20.194								
75	Zoe WENHAM				Racingline										
1 -	90.8	45.589	108.8	15.223	98.5	1:33.485	9 -	24.444	105.2	44.350	109.7	15.102	97.4	1:23.896	
2 -	23.801	107.0	43.853	109.1	14.942	94.9	1:22.596	10 -	24.403	101.1	45.347	107.2	15.706	97.1	1:25.456
3 -	23.761	110.9	44.198	103.6	14.853	97.8	1:22.812	11 -	23.628	107.5	43.495	108.9	15.178	97.3	1:22.301
4 -	23.733	112.2	43.613	108.1	15.214	93.3	1:22.560	12 -	23.835	104.5	43.892	108.4	14.642	97.5	1:22.369
5 -	23.928	109.8	43.521	106.2	15.194	97.0	1:22.643	13 -	23.593	110.2	43.670	109.1	15.497	94.3	1:22.760
6 -	25.116	103.1	43.766	107.7	14.656	98.1	1:23.538	14 -	23.926	110.7	44.317	109.7	14.632	98.5	1:22.875
7 -	23.605	111.3	43.328	107.9	14.727	97.7	1:21.660	15 -	23.685	112.2	43.099	109.7	14.597	97.8	1:21.381
8 -	23.583	110.6	43.427	108.9	15.342	98.0	1:22.352								
92	Martyn WALSH				AWM										
1 -	78.8	47.854	109.5	15.954	96.7	1:39.528	9 -	23.813	103.1	44.015	108.6	14.857	97.5	1:22.685	
2 -	24.994	92.2	45.234	107.7	15.718	95.6	1:25.946	10 -	24.040	101.2	45.266	108.2	15.065	97.1	1:24.371
3 -	24.094	102.8	43.786	108.2	14.923	97.3	1:22.803	11 -	23.776	108.8	43.989	108.6	14.820	97.4	1:22.585
4 -	24.286	103.9	43.667	108.4	15.092	96.8	1:23.045	12 -	23.912	105.8	44.265	109.5	15.288	95.2	1:23.465
5 -	24.129	103.4	43.088	110.0	15.030	96.6	1:22.247	13 -	24.111	106.2	43.383	107.9	14.775	97.8	1:22.269
6 -	23.980	104.9	43.946	109.7	14.615	98.3	1:22.541	14 -	23.969	105.7	43.429	108.1	14.599	97.4	1:21.997
7 -	23.667	105.4	43.429	108.4	14.604	98.4	1:21.700	15 -	23.809	106.9	43.251	108.9	14.626	97.8	1:21.686
8 -	23.762	105.5	43.084	110.7	14.908	96.6	1:21.754								
99	Mark CLYNES				Slidesports										
1 -	81.7	48.059	109.8	15.335	97.7	1:36.756	9 -	23.982	98.4	43.620	111.5	14.542	97.4	1:22.144	
2 -	24.369	94.8	43.993	111.8	14.988	97.4	1:23.350	10 -	23.793	97.4	43.658	111.3	14.874	96.6	1:22.325
3 -	24.611	94.1	43.960	112.4	14.791	96.1	1:23.362	11 -	23.859	97.0	44.903	110.2	15.977	93.9	1:24.739
4 -	24.556	94.9	43.443	113.0	15.470	95.1	1:23.469	12 -	24.177	99.6	43.510	111.8	14.878	96.1	1:22.565
5 -	24.406	94.7	43.761	110.7	14.931	97.3	1:23.098	13 -	23.829	97.3	43.653	111.1	14.614	96.7	1:22.096
6 -	24.173	93.3	43.692	111.3	14.825	97.1	1:22.690	14 -	23.904	96.0	43.444	111.7	14.738	96.1	1:22.086
7 -	24.134	95.6	44.084	110.9	14.902	96.6	1:23.120	15 -	23.820	99.4	43.424	111.7	14.954	95.3	1:22.198
8 -	24.270	100.2	43.745	111.3	14.980	96.6	1:22.995								

Weather / Track : Bright / Dry

Donington Park National
Circuit Length = 1.9791 miles
Start: 13:51 End: 14:13

Volkswagen Racing Cup

RACE 7 - ROUND 14 - BEST SECTOR TIMES

SECTOR 1				SECTOR 2				SECTOR 3				IDEAL / BEST COMPARISON			
POS	NO	NAME	TIME	NO	NAME	TIME	NO	NAME	TIME	POS	NO	NAME	IDEAL	BEST	DIFF
1	53	CHAPLIN	22.776	53	CHAPLIN	42.112	1	FULBROOK	14.070	1	53	CHAPLIN	1:18.986	1:19.103	0.117
2	8	MASON	22.860	8	MASON	42.152	53	CHAPLIN	14.098	2	8	MASON	1:19.158	1:19.285	0.127
3	1	FULBROOK	23.017	20	KURTON	42.261	8	MASON	14.146	3	1	FULBROOK	1:19.371	1:19.780	0.409
4	42	DZIURZYNSKI	23.067	1	FULBROOK	42.284	32	GRIFFIN	14.190	4	23	WALKER	1:19.661	1:20.258	0.597
5	23	WALKER	23.134	32	GRIFFIN	42.284	69	WALKER	14.238	5	32	GRIFFIN	1:19.741	1:20.072	0.331
6	21	WALKER	23.170	23	WALKER	42.286	23	WALKER	14.241	6	69	WALKER	1:19.879	1:20.117	0.238
7	7	SNAYLAM	23.200	69	WALKER	42.364	7	SNAYLAM	14.277	7	7	SNAYLAM	1:20.048	1:20.517	0.469
8	34	GILHAM	23.202	7	SNAYLAM	42.571	34	GILHAM	14.279	8	34	GILHAM	1:20.168	1:20.406	0.238
9	41	DZIURZYNSKI	23.256	14	FELIX	42.633	14	FELIX	14.291	9	42	DZIURZYNSKI	1:20.201	1:20.623	0.422
10	32	GRIFFIN	23.267	42	DZIURZYNSKI	42.644	3	TAYLOR	14.333	10	14	FELIX	1:20.242	1:20.598	0.356
11	69	WALKER	23.277	34	GILHAM	42.687	41	DZIURZYNSKI	14.339	11	20	KURTON	1:20.323	1:20.638	0.315
12	14	FELIX	23.318	21	WALKER	42.813	21	WALKER	14.340	12	21	WALKER	1:20.323	1:20.676	0.353
13	44	RILEY	23.416	50	LETTINGA	42.832	11	CULLEY	14.431	13	41	DZIURZYNSKI	1:20.624	1:20.714	0.090
14	50	LETTINGA	23.479	41	DZIURZYNSKI	43.029	44	RILEY	14.434	14	50	LETTINGA	1:20.938	1:21.311	0.373
15	3	TAYLOR	23.500	92	WALSH	43.084	42	DZIURZYNSKI	14.490	15	44	RILEY	1:21.038	1:21.199	0.161
16	20	KURTON	23.517	75	WENHAM	43.099	99	CLYNES	14.542	16	3	TAYLOR	1:21.083	1:21.775	0.692
17	12	HARBERMAN	23.550	44	RILEY	43.188	20	KURTON	14.545	17	75	WENHAM	1:21.279	1:21.381	0.102
18	75	WENHAM	23.583	3	TAYLOR	43.250	75	WENHAM	14.597	18	92	WALSH	1:21.350	1:21.686	0.336
19	92	WALSH	23.667	11	CULLEY	43.262	92	WALSH	14.599	19	11	CULLEY	1:21.431	1:21.431	0.000
20	11	CULLEY	23.738	99	CLYNES	43.424	50	LETTINGA	14.627	20	99	CLYNES	1:21.759	1:22.086	0.327
21	99	CLYNES	23.793	12	HARBERMAN	43.518	4	TAYLOR	14.666	21	12	HARBERMAN	1:22.166	1:22.491	0.325
22	33	ELLIOTT	23.835	33	ELLIOTT	43.701	24	MORRIS	14.699	22	33	ELLIOTT	1:22.316	1:22.436	0.120
23	4	TAYLOR	23.847	51	ANDREWS	44.129	33	ELLIOTT	14.780	23	4	TAYLOR	1:22.688	1:23.120	0.432
24	51	ANDREWS	24.103	4	TAYLOR	44.175	51	ANDREWS	14.963	24	24	MORRIS	1:23.111	1:23.230	0.119
25	24	MORRIS	24.134	24	MORRIS	44.278	12	HARBERMAN	15.098	25	51	ANDREWS	1:23.195	1:23.305	0.110
26	9	WYHINNY	24.752	9	WYHINNY	44.283	9	WYHINNY	15.610	26	9	WYHINNY	1:24.645	1:25.128	0.483
													Perfect Lap	1:18.958	

Weather / Track : Bright / Dry

Donington Park National
Circuit Length = 1.9791 miles
Start: 13:51 End: 14:13

Volkswagen Racing Cup

RACE 7 - ROUND 14 - SPEED TRAPS

SECTOR 1				SECTOR 2			FINISH LINE			
POS	NO	NAME	MPH	NO	NAME	MPH	NO	NAME	MPH	
1	42	Alex DZIURZYNSKI	116.9	8	Aaron MASON	115.1	53	Steve CHAPLIN	103.2	
2	53	Steve CHAPLIN	116.9	32	Kieran GRIFFIN	115.1	8	Aaron MASON	103.1	
3	34	Tony GILHAM	115.3	14	Peter FELIX	114.7	42	Alex DZIURZYNSKI	101.7	
4	1	Joe FULBROOK	114.9	1	Joe FULBROOK	114.3	44	Robin RILEY	101.1	
5	41	Didge DZIURZYNSKI	114.9	42	Alex DZIURZYNSKI	113.9	1	Joe FULBROOK	100.8	
6	69	James WALKER	114.3	7	Tim SNAYLAM	113.4	12	Tony HARBERMAN	100.6	
7	8	Aaron MASON	113.0	99	Mark CLYNES	113.0	32	Kieran GRIFFIN	100.5	
8	3	Paul TAYLOR	112.6	20	Michael KURTON	112.8	3	Paul TAYLOR	100.0	
9	7	Tim SNAYLAM	112.4	53	Steve CHAPLIN	112.4	11	Barry CULLEY	100.0	
10	75	Zoe WENHAM	112.2	50	Peter LETTINGA	112.0	14	Peter FELIX	100.0	
11	23	Richard WALKER	111.8	12	Tony HARBERMAN	111.8	41	Didge DZIURZYNSKI	99.9	
12	14	Peter FELIX	111.3	24	Phil MORRIS	111.8	24	Phil MORRIS	99.7	
13	21	Daniel WALKER	111.1	21	Daniel WALKER	111.7	23	Richard WALKER	99.6	
14	50	Peter LETTINGA	109.3	69	James WALKER	111.7	34	Tony GILHAM	99.4	
15	44	Robin RILEY	108.8	34	Tony GILHAM	110.7	7	Tim SNAYLAM	99.3	
16	92	Martyn WALSH	108.8	41	Didge DZIURZYNSKI	110.7	69	James WALKER	99.0	
17	32	Kieran GRIFFIN	107.5	92	Martyn WALSH	110.7	4	Tony TAYLOR	98.8	
18	12	Tony HARBERMAN	107.4	11	Barry CULLEY	110.0	21	Daniel WALKER	98.7	
19	20	Michael KURTON	107.4	44	Robin RILEY	110.0	50	Peter LETTINGA	98.7	
20	33	Simon ELLIOTT	107.0	3	Paul TAYLOR	109.8	75	Zoe WENHAM	98.5	
21	51	Simon ANDREWS	104.5	23	Richard WALKER	109.8	92	Martyn WALSH	98.4	
22	9	Peter WYHINNY	104.2	75	Zoe WENHAM	109.7	20	Michael KURTON	98.0	
23	4	Tony TAYLOR	103.2	4	Tony TAYLOR	109.1	99	Mark CLYNES	97.7	
24	11	Barry CULLEY	102.9	9	Peter WYHINNY	106.5	33	Simon ELLIOTT	97.0	
25	24	Phil MORRIS	101.1	33	Simon ELLIOTT	106.2	9	Peter WYHINNY	95.3	
26	99	Mark CLYNES	100.2	51	Simon ANDREWS	105.4	51	Simon ANDREWS	94.3	

Weather / Track : Bright / Dry

Donington Park National
Circuit Length = 1.9791 miles
Start: 13:51 End: 14:13

Volkswagen Racing Cup

RACE 7 - ROUND 14 - POSITION CHART

No	Name	Pos	Laps														
			1	2	3	4	5	6	7	8	9	10	11	12	13	14	15
42	Alex DZIURZYNSKI	1	42	8	8	8	8	8	8	8	8	8	8	8	8	8	8
53	Steve CHAPLIN	2	53	42	53	53	53	53	53	53	53	53	53	53	53	53	53
8	Aaron MASON	3	8	53	42	42	42	42	42	42	42	34	34	34	34	34	34
14	Peter FELIX	4	14	14	14	14	14	34	34	34	34	42	14	32	32	32	32
1	Joe FULBROOK	5	1	34	34	34	34	14	14	14	14	14	32	14	14	14	14
34	Tony GILHAM	6	34	41	41	41	41	41	41	41	41	32	32	42	41	41	41
41	Didge DZIURZYNSKI	7	41	3	3	3	3	32	32	32	41	41	41	42	42	42	42
3	Paul TAYLOR	8	3	1	7	32	32	3	69	69	69	69	69	69	69	69	69
7	Tim SNAYLAM	9	7	7	69	20	20	69	3	20	20	3	3	7	7	7	7
12	Tony HARBERMAN	10	12	12	32	50	69	20	20	3	50	50	7	3	3	3	23
69	James WALKER	11	69	69	12	69	50	50	50	50	3	7	50	75	75	23	3
20	Michael KURTON	12	20	32	20	75	75	75	75	75	20	75	50	50	50	75	75
32	Kieran GRIFFIN	13	32	20	50	21	21	11	11	11	7	75	23	23	23	50	50
50	Peter LETTINGA	14	50	50	75	11	11	33	33	7	11	11	11	11	11	11	11
75	Zoe WENHAM	15	75	75	21	33	33	99	99	33	99	99	20	99	99	99	99
11	Barry CULLEY	16	11	11	11	99	99	44	7	99	92	23	99	92	92	92	92
21	Daniel WALKER	17	21	21	33	44	44	7	44	92	23	92	92	20	44	44	44
33	Simon ELLIOTT	18	33	33	99	24	92	92	92	44	33	44	44	44	20	20	20
99	Mark CLYNES	19	99	99	1	92	24	24	23	23	21	21	24	24	21	21	24
44	Robin RILEY	20	44	44	44	7	7	23	21	21	44	24	4	21	24	24	4
24	Phil MORRIS	21	24	24	24	4	23	21	24	24	24	4	21	4	4	4	33
4	Tony TAYLOR	22	4	92	92	23	4	4	4	4	4	33	33	33	33	33	21
92	Martyn WALSH	23	92	4	4	9	51	51	51	51	51	51	51	51	51	51	51
51	Simon ANDREWS	24	51	51	9	51	9	1	1	1	1	1	1	1	1	1	1
9	Peter WYHINNY	25	9	9	51	1	1										
23	Richard WALKER	26	23	23	23												

Weather / Track : Bright / Dry

Donington Park National
Circuit Length = 1.9791 miles
Start: 13:51 End: 14:13