



VOLKSWAGEN RACING CUP

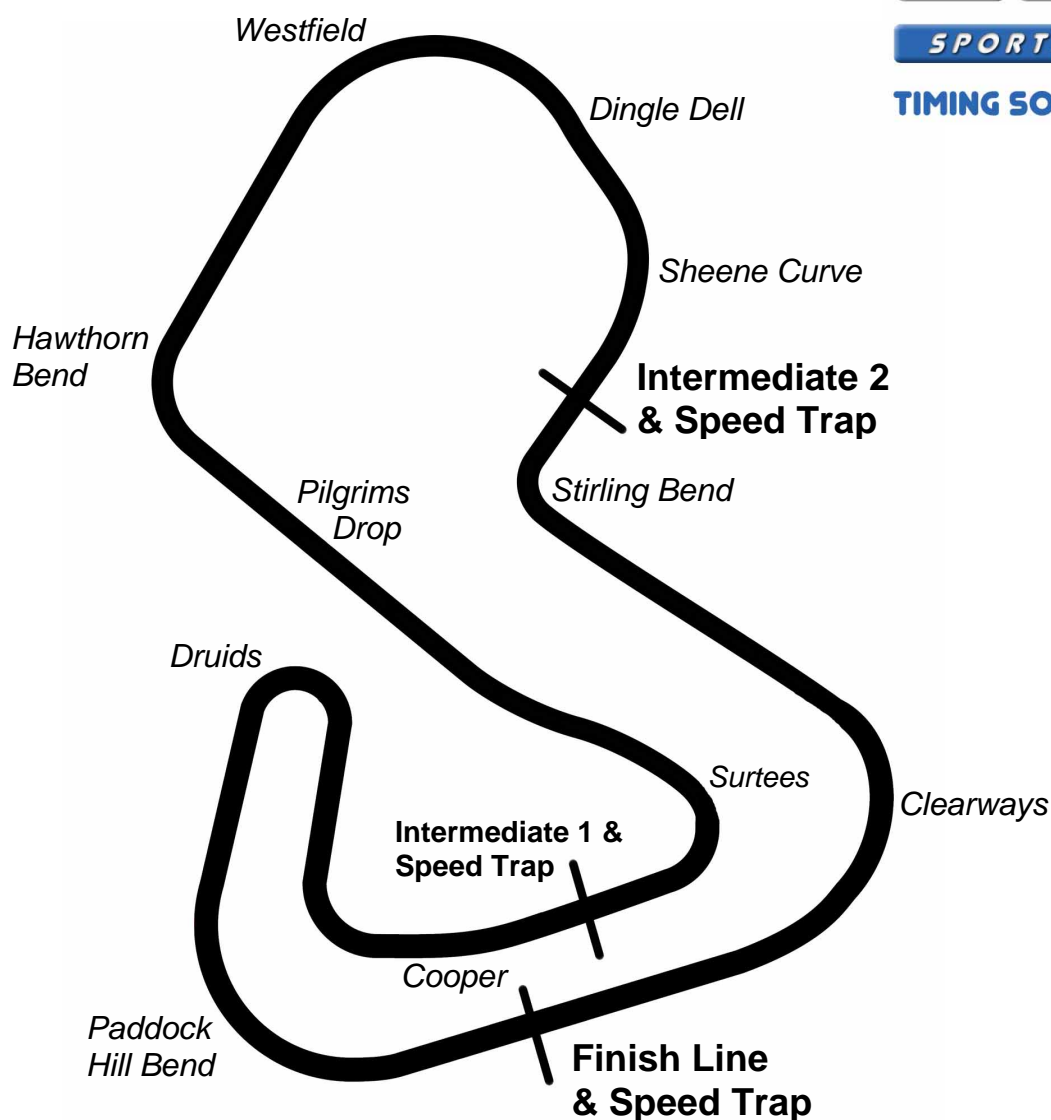
Round 13 & 14
Brands Hatch GP

25th & 26th August 2010



Results Provided by Timing Solutions Ltd
www.tsl-timing.com

BRANDS HATCH GP



| | |
|-------------------|--|
| Circuit Length: | 2.3009 miles / 3702.9 metres |
| Intermediate 1: | 1116 metres |
| Intermediate 2: | 2928 metres |
| Pit In: | 3646 metres |
| Pit Out: | 83 metres after Finish Line |
| Pit In – Pit Out: | 332 metres, @ 60kph = 19.9 seconds, @ 80kph = 14.9 seconds |

Volkswagen Racing Cup

QUALIFYING - RACE 7 - ROUND 13 - CLASSIFICATION

| POS | NO | CL | NAME | ENTRY | TIME | ON | LAPS | GAP | DIFF | MPH |
|-----|----|----|-------------------|------------------|----------|----|------|--------|-------|-------|
| 1 | 8 | | Aaron MASON | Golf MK5 GTI | 1:42.015 | 6 | 11 | | | 81.19 |
| 2 | 53 | | Steve CHAPLIN | Beetle 3.2 RSI | 1:42.253 | 11 | 11 | 0.238 | 0.238 | 81.00 |
| 3 | 32 | | Kieran GRIFFIN | Scirocco 2.0 R | 1:42.344 | 11 | 11 | 0.329 | 0.091 | 80.93 |
| 4 | 1 | | Joe FULBROOK | Bora 1.8T | 1:42.411 | 7 | 8 | 0.396 | 0.067 | 80.88 |
| 5 | 69 | | James WALKER | Golf MK5 GTI | 1:42.824 | 11 | 11 | 0.809 | 0.413 | 80.55 |
| 6 | 41 | | Didge DZIURZYNSKI | Golf MK2 | 1:43.637 | 9 | 11 | 1.622 | 0.813 | 79.92 |
| 7 | 10 | | Martin CULLEY | Vento VR6 | 1:43.671 | 7 | 11 | 1.656 | 0.034 | 79.89 |
| 8 | 60 | | Dominic PETTIT | Golf MK5 GTI | 1:43.708 | 8 | 11 | 1.693 | 0.037 | 79.86 |
| 9 | 34 | | Tony GILHAM | Golf MK5 GTI | 1:43.889 | 10 | 10 | 1.874 | 0.181 | 79.73 |
| 10 | 42 | | Alex DZIURZYNSKI | Corrado | 1:43.990 | 10 | 11 | 1.975 | 0.101 | 79.65 |
| 11 | 14 | | Peter FELIX | Golf GTI MK5 | 1:44.342 | 8 | 11 | 2.327 | 0.352 | 79.38 |
| 12 | 21 | | Daniel WALKER | Golf MK5 GTI | 1:44.372 | 6 | 10 | 2.357 | 0.030 | 79.36 |
| 13 | 3 | | Paul TAYLOR | Golf Mk5 R32 | 1:44.417 | 11 | 12 | 2.402 | 0.045 | 79.32 |
| 14 | 9 | | Peter WYHINNY | Seat 2.0 Cupra | 1:44.822 | 9 | 11 | 2.807 | 0.405 | 79.02 |
| 15 | 7 | | Tim SNAYLAM | Golf MK5 GTI | 1:44.872 | 11 | 11 | 2.857 | 0.050 | 78.98 |
| 16 | 20 | | Michael KURTON | Scirocco 2.0 R | 1:45.020 | 7 | 11 | 3.005 | 0.148 | 78.87 |
| 17 | 6 | | Paul WYHINNY | Golf MK5 GTI | 1:46.506 | 11 | 11 | 4.491 | 1.486 | 77.77 |
| 18 | 33 | | Simon ELLIOTT | Caddy Van Racer | 1:46.534 | 9 | 11 | 4.519 | 0.028 | 77.75 |
| 19 | 40 | | Nick WINGROVE | Golf MK5 GTI | 1:46.536 | 9 | 11 | 4.521 | 0.002 | 77.74 |
| 20 | 92 | | Martyn WALSH | Golf MK5 GTI | 1:47.015 | 5 | 5 | 5.000 | 0.479 | 77.40 |
| 21 | 99 | | Mark CLYNES | Golf MK5 GTI | 1:47.163 | 9 | 11 | 5.148 | 0.148 | 77.29 |
| 22 | 50 | | Peter LETTINGA | Golf MK5 GTI | 1:47.740 | 10 | 11 | 5.725 | 0.577 | 76.88 |
| 23 | 51 | | Simon ANDREWS | Golf MK5 GTI DSG | 1:47.953 | 8 | 11 | 5.938 | 0.213 | 76.72 |
| 24 | 44 | | Robin RILEY | Beetle 3.2 RSI | 1:48.643 | 10 | 11 | 6.628 | 0.690 | 76.24 |
| 25 | 24 | | Phil MORRIS | Golf MK5 GTI DSG | 1:49.956 | 8 | 11 | 7.941 | 1.313 | 75.33 |
| 26 | 75 | | Zoe WENHAM | Polo 1.8T GTI | 1:54.536 | 10 | 10 | 12.521 | 4.580 | 72.31 |

Car 34 No Working Transponder

Brands Hatch GP

Weather / Track : Cloudy / Dry

Circuit Length = 2.3009 miles

These results are provisional until the conclusion of any judicial and technical matters.

Start: 17:07 End: 17:29

| | | |
|-------------------|--|--------------|
| Clerk of Course : | | Timekeeper : |
|-------------------|--|--------------|

Volkswagen Racing Cup

QUALIFYING - RACE 7 - ROUND 13 - SECTOR ANALYSIS

| | | | | | | | | | | | | | | | | |
|-----------|---|--------|-------------|---------------|-------------|---------------|--------------|-----------------|---------------|---------------|---------------|---------------|-------------|---------------|--------------|-----------------|
| 1 | Joe FULBROOK | | | | | | | | | | | | | | | |
| 1 - | Out | 72.6 | 54.911 | 69.0 | 26.230 | 112.4 | 1:59.740 | 5 - | 32.631 | 93.6 | 49.639 | 60.3 | In | 6:55.489 P | | |
| 2 - | | 33.105 | 91.9 | 46.258 | 81.2 | 25.197 | 113.9 | 1:44.560 | 6 - | Out | 89.8 | 47.302 | 74.7 | 26.220 | 114.1 | 1:48.229 |
| 3 - | | 32.664 | 94.0 | 45.583 | 83.4 | In | | 2:48.076 P | 7 - | 32.209 | 94.4 | 45.376 | 85.3 | 24.826 | 114.9 | 1:42.411 |
| 4 - | Out | 91.1 | 46.831 | 77.1 | 26.134 | 113.6 | 1:47.049 | 8 - | 32.218 | 93.1 | 45.302 | 83.1 | 24.901 | 115.5 | | 1:42.421 |
| 3 | Paul TAYLOR Father & Son Racing with Goblin Racing | | | | | | | | | | | | | | | |
| 1 - | Out | 80.1 | 51.636 | 76.6 | 25.633 | 110.7 | 1:55.861 | 7 - | 32.937 | 88.5 | 46.978 | 84.4 | 25.261 | 109.3 | | 1:45.176 |
| 2 - | | 33.062 | 89.7 | 47.127 | 84.5 | 25.316 | 109.1 | 1:45.505 | 8 - | 37.804 | 73.6 | 54.707 | 72.4 | 26.161 | 108.8 | 1:58.672 |
| 3 - | | 33.013 | 89.7 | 46.379 | 81.7 | 25.326 | 110.0 | 1:44.718 | 9 - | 32.734 | 88.5 | 46.608 | 87.4 | 25.136 | 109.7 | 1:44.478 |
| 4 - | | 32.584 | 90.1 | 46.792 | 84.2 | 25.639 | 107.9 | 1:45.015 | 10 - | 32.516 | 89.0 | 47.006 | 84.9 | 25.318 | 109.3 | 1:44.840 |
| 5 - | | 32.777 | 89.7 | 46.834 | 84.8 | 25.177 | 110.2 | 1:44.788 | 11 - | 32.859 | 88.7 | 46.395 | 84.9 | 25.163 | 109.8 | 1:44.417 |
| 6 - | | 32.774 | 89.7 | 47.334 | 86.4 | 25.251 | 109.7 | 1:45.359 | 12 - | 32.920 | 88.2 | 46.778 | 86.5 | 25.244 | 110.0 | 1:44.942 |
| 6 | Paul WYHINNY Racing Line | | | | | | | | | | | | | | | |
| 1 - | Out | 70.9 | 58.874 | 64.5 | 29.825 | 91.2 | 2:14.093 | 7 - | 33.754 | 90.7 | 48.120 | 77.9 | 25.907 | 109.3 | | 1:47.781 |
| 2 - | | 37.965 | 84.1 | 51.813 | 71.9 | 27.582 | 105.2 | 1:57.360 | 8 - | 33.584 | 90.7 | 47.811 | 72.7 | 27.171 | 109.1 | 1:48.566 |
| 3 - | | 35.559 | 88.3 | 49.463 | 78.5 | 27.100 | 107.0 | 1:52.122 | 9 - | 33.600 | 89.4 | 48.220 | 78.9 | 25.918 | 108.4 | 1:47.738 |
| 4 - | | 34.669 | 89.2 | 47.686 | 83.5 | 26.720 | 107.9 | 1:49.075 | 10 - | 33.673 | 90.7 | 47.505 | 81.5 | 25.666 | 109.5 | 1:46.844 |
| 5 - | | 34.214 | 75.1 | 48.971 | 77.0 | 27.242 | 96.8 | 1:50.427 | 11 - | 33.261 | 90.7 | 47.369 | 81.0 | 25.876 | 108.6 | 1:46.506 |
| 6 - | | 35.567 | 76.5 | 50.231 | 81.0 | 26.007 | 108.8 | 1:51.805 | | | | | | | | |
| 7 | Tim SNAYLAM Comline /AWM | | | | | | | | | | | | | | | |
| 1 - | Out | 61.2 | 54.300 | 78.1 | 26.769 | 110.0 | 2:02.782 | 7 - | 33.647 | 88.0 | 47.830 | 80.8 | 25.082 | 112.4 | | 1:46.559 |
| 2 - | | 35.342 | 85.4 | 52.020 | 77.8 | 26.027 | 107.7 | 1:53.389 | 8 - | 33.796 | 86.1 | 48.999 | 74.2 | 26.080 | 112.2 | 1:48.875 |
| 3 - | | 34.457 | 85.1 | 48.641 | 78.5 | 26.209 | 111.7 | 1:49.307 | 9 - | 33.146 | 88.7 | 47.874 | 83.6 | 24.962 | 113.6 | 1:45.982 |
| 4 - | | 33.665 | 88.5 | 48.731 | 76.3 | 25.834 | 110.6 | 1:48.230 | 10 - | 32.939 | 87.5 | 47.672 | 83.1 | 24.877 | 114.1 | 1:45.488 |
| 5 - | | 34.268 | 86.4 | 48.529 | 79.3 | 25.486 | 113.2 | 1:48.283 | 11 - | 33.177 | 86.8 | 46.861 | 83.5 | 24.834 | 113.0 | 1:44.872 |
| 6 - | | 33.983 | 86.8 | 48.261 | 80.7 | 25.297 | 112.8 | 1:47.541 | | | | | | | | |
| 8 | Aaron MASON Comline / AWM | | | | | | | | | | | | | | | |
| 1 - | | 33.769 | 92.6 | 46.580 | 83.2 | 25.185 | 111.1 | 1:45.534 | 7 - | 32.185 | 87.3 | 46.702 | 83.7 | 24.914 | 113.9 | 1:43.801 |
| 2 - | | 32.780 | 92.7 | 45.869 | 85.2 | 25.329 | 109.5 | 1:43.978 | 8 - | 32.571 | 93.5 | 45.945 | 68.9 | 25.417 | 114.7 | 1:43.933 |
| 3 - | | 32.775 | 92.1 | 46.062 | 83.3 | 25.616 | 104.9 | 1:44.453 | 9 - | 33.024 | 92.9 | 46.596 | 82.0 | 24.876 | 112.0 | 1:44.496 |
| 4 - | | 40.250 | 61.0 | 47.182 | 81.0 | 25.107 | 112.8 | 1:52.539 | 10 - | 32.604 | 87.8 | 47.943 | 81.7 | 24.755 | 114.5 | 1:45.302 |
| 5 - | | 32.363 | 93.9 | 45.697 | 86.1 | 24.859 | 113.2 | 1:42.919 | 11 - | 32.183 | 94.1 | 45.344 | 84.3 | 24.734 | 115.1 | 1:42.261 |
| 6 - | | 32.198 | 94.3 | 45.180 | 85.7 | 24.637 | 114.3 | 1:42.015 | | | | | | | | |
| 9 | Peter WYHINNY Volkswagen Racing | | | | | | | | | | | | | | | |
| 1 - | Out | 75.7 | 55.210 | 71.8 | 28.350 | 104.7 | 2:04.210 | 7 - | 33.409 | 88.4 | 46.701 | 86.6 | 25.881 | 108.8 | | 1:45.991 |
| 2 - | | 36.255 | 84.8 | 51.416 | 73.6 | 29.390 | 101.4 | 1:57.061 | 8 - | 32.765 | 89.2 | 46.953 | 86.5 | 25.553 | 109.3 | 1:45.271 |
| 3 - | | 35.409 | 88.7 | 48.619 | 76.4 | 26.270 | 109.7 | 1:50.298 | 9 - | 32.709 | 89.4 | 46.249 | 84.6 | 25.864 | 108.2 | 1:44.822 |
| 4 - | | 33.762 | 88.5 | 48.420 | 77.2 | 27.917 | 106.7 | 1:50.099 | 10 - | 35.095 | 88.9 | 47.347 | 83.2 | 26.080 | 110.2 | 1:48.522 |
| 5 - | | 33.563 | 88.7 | 50.343 | 77.7 | 26.381 | 108.8 | 1:50.287 | 11 - | 33.096 | 88.7 | 47.082 | 79.0 | 26.656 | 108.6 | 1:46.834 |
| 6 - | | 32.973 | 89.2 | 46.756 | 84.8 | 25.631 | 108.2 | 1:45.360 | | | | | | | | |
| 10 | Martin CULLEY Father & Son Racing with Goblin Racing | | | | | | | | | | | | | | | |
| 1 - | Out | 87.2 | 50.040 | 73.7 | 26.695 | 108.8 | 1:53.278 | 7 - | 32.405 | 93.1 | 46.100 | 83.9 | 25.166 | 111.8 | | 1:43.671 |
| 2 - | | 34.244 | 92.2 | 47.534 | 79.8 | 26.113 | 109.7 | 1:47.891 | 8 - | 32.423 | 91.8 | 49.067 | 73.6 | 26.400 | 113.2 | 1:47.890 |
| 3 - | | 33.753 | 92.9 | 47.306 | 73.9 | In | | 2:18.696 P | 9 - | 32.664 | 93.2 | 46.158 | 83.7 | 25.137 | 111.7 | 1:43.959 |
| 4 - | Out | 88.3 | 50.852 | 71.5 | 26.482 | 109.7 | 1:51.769 | 10 - | 32.940 | 90.1 | 47.995 | 79.0 | 27.312 | 114.3 | | 1:48.247 |
| 5 - | | 32.948 | 92.3 | 47.384 | 79.8 | 25.277 | 110.7 | 1:45.609 | 11 - | 33.038 | 90.8 | 46.489 | 83.0 | 24.920 | 112.4 | 1:44.447 |
| 6 - | | 33.038 | 91.4 | 46.924 | 77.9 | 25.167 | 111.3 | 1:45.129 | | | | | | | | |
| 14 | Peter FELIX 20Ten Racing | | | | | | | | | | | | | | | |
| 1 - | Out | 79.4 | 54.669 | 69.7 | 29.027 | 98.0 | 2:02.158 | 7 - | 32.675 | 91.2 | 47.416 | 83.2 | 25.296 | 113.6 | | 1:45.387 |
| 2 - | | 36.289 | 81.0 | 52.098 | 76.3 | 27.286 | 107.5 | 1:55.673 | 8 - | 32.584 | 88.8 | 46.691 | 83.2 | 25.067 | 110.6 | 1:44.342 |
| 3 - | | 34.897 | 85.1 | 49.677 | 80.2 | 26.966 | 106.2 | 1:51.540 | 9 - | 32.779 | 90.6 | 50.502 | 65.2 | 27.277 | 110.2 | 1:50.558 |
| 4 - | | 33.812 | 88.3 | 47.856 | 83.6 | 25.659 | 113.6 | 1:47.327 | 10 - | 32.978 | 88.8 | 46.766 | 82.8 | 25.449 | 111.3 | 1:45.193 |
| 5 - | | 33.142 | 88.0 | 48.427 | 79.8 | 26.250 | 111.5 | 1:47.819 | 11 - | 32.913 | 89.8 | 46.637 | 84.4 | 25.237 | 112.2 | 1:44.787 |
| 6 - | | 33.363 | 88.7 | 47.150 | 79.5 | 25.415 | 111.3 | 1:45.928 | | | | | | | | |

Car 34 No Working Transponder

Weather / Track : Cloudy / Dry

Brands Hatch GP

Circuit Length = 2.3009 miles

Start: 17:07 End: 17:29

Volkswagen Racing Cup

QUALIFYING - RACE 7 - ROUND 13 - SECTOR ANALYSIS

| | | | | | | | | | | | | | | | |
|-----------|--------------------------|------|--------|-------------|---------------|--------------|----------|------|---------------|-------------|-------------------------------------|-------------|---------------|--------------|-----------------|
| 20 | Michael KURTON | | | | | | | | | | Slidesports | | | | |
| 1 - | Out | 75.4 | 55.635 | 66.3 | 28.412 | 103.4 | 2:05.120 | 7 - | 32.769 | 91.8 | 46.980 | 80.4 | 25.271 | 108.2 | 1:45.020 |
| 2 - | 36.970 | 85.8 | 51.834 | 70.9 | 28.335 | 102.9 | 1:57.139 | 8 - | 34.361 | 80.7 | 51.260 | 81.4 | 25.550 | 108.8 | 1:51.171 |
| 3 - | 36.621 | 88.9 | 48.901 | 75.9 | 26.009 | 107.5 | 1:51.531 | 9 - | 32.753 | 90.9 | 46.384 | 82.6 | 26.196 | 110.4 | 1:45.333 |
| 4 - | 33.822 | 88.3 | 48.526 | 77.0 | 27.901 | 106.7 | 1:50.249 | 10 - | 32.738 | 89.8 | 46.834 | 83.8 | 25.791 | 108.6 | 1:45.363 |
| 5 - | 32.876 | 91.8 | 47.034 | 80.2 | 25.393 | 108.1 | 1:45.303 | 11 - | 34.199 | 92.4 | 47.830 | 85.4 | 24.890 | 111.5 | 1:46.919 |
| 6 - | 32.858 | 91.6 | 46.926 | 80.3 | 25.439 | 108.1 | 1:45.223 | | | | | | | | |
| 21 | Daniel WALKER | | | | | | | | | | KPM Racing | | | | |
| 1 - | Out | 65.2 | 53.102 | 69.6 | 27.090 | 111.1 | 1:59.927 | 6 - | 32.812 | 92.2 | 46.349 | 83.8 | 25.211 | 111.5 | 1:44.372 |
| 2 - | 36.150 | 85.9 | 49.635 | 72.9 | 27.030 | 109.7 | 1:52.815 | 7 - | 33.089 | 90.6 | 46.482 | 81.9 | 25.266 | 111.3 | 1:44.837 |
| 3 - | 35.150 | 89.1 | 48.378 | 77.8 | 26.221 | 112.2 | 1:49.749 | 8 - | 32.991 | 90.8 | 58.502 | 44.9 | In | | 3:23.539 P |
| 4 - | 33.812 | 91.9 | 48.159 | 75.9 | 27.661 | 110.9 | 1:49.632 | 9 - | Out | 90.6 | 47.110 | 83.3 | 25.240 | 111.3 | 1:46.007 |
| 5 - | 33.703 | 84.2 | 47.047 | 85.2 | 25.091 | 110.7 | 1:45.841 | 10 - | 33.118 | 87.4 | 46.341 | 85.1 | 25.147 | 112.2 | 1:44.606 |
| 24 | Phil MORRIS | | | | | | | | | | Racing Line / Team Fuchs Titan Race | | | | |
| 1 - | Out | 78.4 | 57.714 | 73.2 | 29.371 | 99.4 | 2:08.013 | 7 - | 35.071 | 86.5 | 51.570 | 77.3 | 26.902 | 108.4 | 1:53.543 |
| 2 - | 37.984 | 84.1 | 53.147 | 74.4 | 28.345 | 106.7 | 1:59.476 | 8 - | 34.587 | 88.9 | 48.747 | 80.0 | 26.622 | 107.9 | 1:49.956 |
| 3 - | 36.362 | 86.9 | 50.511 | 77.9 | 27.759 | 107.4 | 1:54.632 | 9 - | 36.392 | 87.8 | 48.800 | 82.6 | 27.648 | 108.6 | 1:52.840 |
| 4 - | 36.002 | 71.4 | 51.916 | 82.5 | 26.962 | 108.4 | 1:54.880 | 10 - | 34.995 | 89.4 | 49.066 | 80.6 | 26.431 | 108.4 | 1:50.492 |
| 5 - | 35.668 | 88.0 | 50.070 | 81.5 | 26.889 | 107.9 | 1:52.627 | 11 - | 36.977 | 88.4 | 48.619 | 80.6 | 26.675 | 106.4 | 1:52.271 |
| 6 - | 34.724 | 89.1 | 49.799 | 79.8 | 26.978 | 108.4 | 1:51.501 | | | | | | | | |
| 32 | Kieran GRIFFIN | | | | | | | | | | Addison Lee / Slidesports | | | | |
| 1 - | Out | 77.6 | 55.684 | 64.6 | 28.384 | 105.5 | 2:05.600 | 7 - | 32.811 | 89.4 | 46.993 | 79.0 | 25.591 | 111.1 | 1:45.395 |
| 2 - | 37.044 | 86.6 | 50.394 | 72.7 | 29.278 | 100.6 | 1:56.716 | 8 - | 32.831 | 90.0 | 47.216 | 81.6 | 25.478 | 111.1 | 1:45.525 |
| 3 - | 37.550 | 86.5 | 48.595 | 77.7 | 26.174 | 110.6 | 1:52.319 | 9 - | 32.542 | 89.6 | 45.925 | 83.9 | 24.997 | 113.6 | 1:43.464 |
| 4 - | 34.037 | 87.0 | 47.703 | 80.5 | 25.645 | 110.6 | 1:47.385 | 10 - | 34.256 | 86.6 | 47.522 | 80.4 | 25.091 | 112.4 | 1:46.869 |
| 5 - | 33.372 | 89.5 | 47.039 | 82.7 | 25.652 | 110.7 | 1:46.063 | 11 - | 32.134 | 90.8 | 45.289 | 85.9 | 24.921 | 113.2 | 1:42.344 |
| 6 - | 32.817 | 90.2 | 46.923 | 82.1 | 25.380 | 111.1 | 1:45.120 | | | | | | | | |
| 33 | Simon ELLIOTT | | | | | | | | | | Volkswagen Racing | | | | |
| 1 - | Out | 71.0 | 58.789 | 68.0 | 29.621 | 93.9 | 2:17.650 | 7 - | 33.509 | 88.3 | 48.338 | 80.3 | 26.033 | 105.8 | 1:47.880 |
| 2 - | 38.704 | 79.8 | 51.757 | 78.8 | 27.988 | 105.0 | 1:58.449 | 8 - | 32.977 | 89.1 | 48.194 | 78.6 | 26.402 | 105.8 | 1:47.573 |
| 3 - | 34.697 | 87.7 | 49.809 | 81.2 | 26.420 | 107.4 | 1:50.926 | 9 - | 32.908 | 88.5 | 48.061 | 83.8 | 25.565 | 106.7 | 1:46.534 |
| 4 - | 33.946 | 85.7 | 48.476 | 75.4 | 27.291 | 106.9 | 1:49.713 | 10 - | 33.233 | 89.2 | 47.899 | 82.3 | 25.654 | 107.0 | 1:46.786 |
| 5 - | 33.576 | 87.4 | 49.643 | 75.3 | 26.310 | 107.9 | 1:49.529 | 11 - | 33.582 | 88.5 | 47.776 | 81.4 | 25.689 | 105.4 | 1:47.047 |
| 6 - | 34.209 | 85.9 | 48.091 | 84.0 | 26.086 | 106.2 | 1:48.386 | | | | | | | | |
| 34 | Tony GILHAM | | | | | | | | | | Racing Line | | | | |
| 1 - | | | | | | | 1:54.164 | 6 - | | | | | | | 1:45.773 |
| 2 - | | | | | | | 1:49.663 | 7 - | | | | | | | 1:45.250 |
| 3 - | | | | | | | 1:48.398 | 8 - | | | | | | | 1:44.678 |
| 4 - | | | | | | | 1:47.627 | 9 - | | | | | | | 1:45.277 |
| 5 - | | | | | | | 1:46.019 | 10 - | | | | | | | 1:43.889 |
| 40 | Nick WINGROVE | | | | | | | | | | Slidesports | | | | |
| 1 - | Out | 65.7 | 58.368 | 68.3 | 29.495 | 97.0 | 2:13.777 | 7 - | 34.095 | 89.2 | 49.145 | 80.9 | 27.543 | 105.0 | 1:50.783 |
| 2 - | 38.707 | 80.0 | 52.000 | 80.6 | 28.152 | 107.7 | 1:58.859 | 8 - | 33.780 | 88.8 | 48.269 | 84.9 | 25.675 | 109.8 | 1:47.724 |
| 3 - | 35.594 | 86.1 | 51.814 | 82.3 | 27.065 | 108.2 | 1:54.473 | 9 - | 33.437 | 89.2 | 47.660 | 84.0 | 25.439 | 110.2 | 1:46.536 |
| 4 - | 36.044 | 84.9 | 50.020 | 82.0 | 26.647 | 108.6 | 1:52.711 | 10 - | 33.383 | 88.7 | 48.066 | 80.9 | 26.058 | 104.0 | 1:47.507 |
| 5 - | 34.039 | 88.2 | 49.024 | 81.3 | 26.016 | 109.7 | 1:49.079 | 11 - | 33.535 | 91.1 | 48.265 | 85.3 | 25.209 | 111.1 | 1:47.009 |
| 6 - | 33.978 | 89.6 | 48.805 | 82.0 | 25.725 | 111.8 | 1:48.508 | | | | | | | | |
| 41 | Didge DZIURZYNSKI | | | | | | | | | | West End Precision | | | | |
| 1 - | Out | 87.6 | 52.262 | 74.7 | 27.246 | 104.0 | 1:56.520 | 7 - | 33.019 | 91.2 | 46.513 | 86.5 | 25.466 | 109.7 | 1:44.998 |
| 2 - | 35.128 | 89.0 | 47.914 | 81.4 | 25.896 | 108.6 | 1:48.938 | 8 - | 33.041 | 90.9 | 46.016 | 85.7 | 24.917 | 111.1 | 1:43.974 |
| 3 - | 33.693 | 90.4 | 46.696 | 82.0 | 25.884 | 108.8 | 1:46.273 | 9 - | 32.842 | 91.3 | 45.813 | 88.3 | 24.982 | 111.3 | 1:43.637 |
| 4 - | 33.393 | 91.2 | 47.320 | 80.3 | 25.315 | 110.2 | 1:46.028 | 10 - | 32.913 | 91.7 | 46.096 | 87.0 | 25.597 | 113.2 | 1:44.606 |
| 5 - | 33.452 | 90.0 | 46.465 | 81.5 | 25.122 | 110.6 | 1:45.039 | 11 - | 33.017 | 91.7 | 46.574 | 85.8 | 24.986 | 111.1 | 1:44.577 |
| 6 - | 33.123 | 90.8 | 46.310 | 77.9 | 25.615 | 110.6 | 1:45.048 | | | | | | | | |

Car 34 No Working Transponder

Weather / Track : Cloudy / Dry

Brands Hatch GP

Circuit Length = 2.3009 miles

Start: 17:07 End: 17:29

Volkswagen Racing Cup

QUALIFYING - RACE 7 - ROUND 13 - SECTOR ANALYSIS

| | | | | | | | | | | | | | | | |
|-----------|-------------------------|-------------|--------|-------------|--------|--------------|------------|------|---------------|-------------|---------------|---------------------------|---------------|--------------|-----------------|
| 42 | Alex DZIURZYNSKI | | | | | | | | | | | West End Precision | | | |
| 1 - | Out | 74.1 | 55.673 | 61.5 | 26.413 | 110.7 | 2:02.030 | 7 - | 32.666 | 91.1 | 46.485 | 82.3 | 25.125 | 113.0 | 1:44.276 |
| 2 - | 35.463 | 86.4 | 48.750 | 74.9 | 25.872 | 112.0 | 1:50.085 | 8 - | 34.343 | 85.1 | 57.064 | 61.6 | 30.757 | 113.0 | 2:02.164 |
| 3 - | 34.118 | 87.8 | 48.021 | 78.6 | 25.681 | 112.2 | 1:47.820 | 9 - | 33.022 | 91.3 | 46.444 | 82.0 | 25.087 | 113.4 | 1:44.553 |
| 4 - | 33.493 | 91.4 | 47.109 | 80.1 | 25.454 | 112.4 | 1:46.056 | 10 - | 32.643 | 92.2 | 46.310 | 82.6 | 25.037 | 113.4 | 1:43.990 |
| 5 - | 33.093 | 92.4 | 47.329 | 77.9 | 25.314 | 112.4 | 1:45.736 | 11 - | 35.207 | 72.5 | 50.285 | 81.6 | 25.117 | 112.8 | 1:50.609 |
| 6 - | 33.133 | 92.2 | 46.499 | 81.5 | 25.386 | 113.4 | 1:45.018 | | | | | | | | |
| 44 | Robin RILEY | | | | | | | | | | | | | | |
| 1 - | Out | 78.5 | 56.971 | 68.0 | 28.214 | 100.9 | 2:06.505 | 7 - | 33.798 | 90.4 | 48.959 | 82.8 | 26.103 | 107.5 | 1:48.860 |
| 2 - | 38.072 | 84.6 | 52.082 | 70.5 | 28.916 | 103.4 | 1:59.070 | 8 - | 38.339 | 62.3 | 55.005 | 47.2 | 31.047 | 107.2 | 2:04.391 |
| 3 - | 35.965 | 87.6 | 50.012 | 75.5 | 27.301 | 106.4 | 1:53.278 | 9 - | 34.487 | 90.1 | 48.891 | 81.8 | 26.231 | 109.7 | 1:49.609 |
| 4 - | 35.156 | 86.6 | 50.889 | 76.4 | 26.892 | 104.7 | 1:52.937 | 10 - | 34.307 | 90.2 | 48.234 | 77.9 | 26.102 | 109.8 | 1:48.643 |
| 5 - | 34.758 | 89.2 | 49.554 | 78.6 | 26.563 | 106.5 | 1:50.875 | 11 - | 41.558 | 65.0 | 59.206 | 52.1 | 28.468 | 108.2 | 2:09.232 |
| 6 - | 34.248 | 88.9 | 49.534 | 79.7 | 26.341 | 107.0 | 1:50.123 | | | | | | | | |
| 50 | Peter LETTINGA | | | | | | | | | | | KPM Racing | | | |
| 1 - | Out | 85.2 | 51.635 | 82.0 | 26.115 | 110.6 | 1:56.329 | 7 - | 33.860 | 87.7 | 48.936 | 81.5 | 25.915 | 110.0 | 1:48.711 |
| 2 - | 34.418 | 89.5 | 48.530 | 79.3 | 26.172 | 110.2 | 1:49.120 | 8 - | 33.685 | 90.3 | 50.990 | 67.8 | In | | 3:11.958 P |
| 3 - | 34.260 | 88.7 | 49.195 | 69.9 | 26.911 | 109.3 | 1:50.366 | 9 - | Out | 87.8 | 49.387 | 80.5 | 25.854 | 110.4 | 1:53.224 |
| 4 - | 33.999 | 89.7 | 48.734 | 79.7 | 26.312 | 106.4 | 1:49.045 | 10 - | 33.497 | 89.8 | 48.358 | 79.0 | 25.885 | 110.2 | 1:47.740 |
| 5 - | 33.655 | 90.0 | 48.540 | 80.4 | 26.212 | 109.1 | 1:48.407 | 11 - | 33.394 | 89.8 | 47.618 | 82.1 | 27.421 | 88.4 | 1:48.433 |
| 6 - | 33.743 | 90.0 | 48.199 | 79.2 | 26.042 | 110.2 | 1:47.984 | | | | | | | | |
| 51 | Simon ANDREWS | | | | | | | | | | | Racingline | | | |
| 1 - | Out | 77.7 | 53.727 | 69.5 | 27.984 | 102.8 | 2:00.242 | 7 - | 33.577 | 88.1 | 48.091 | 80.6 | 26.379 | 109.1 | 1:48.047 |
| 2 - | 35.548 | 86.5 | 50.336 | 76.4 | 33.674 | 94.7 | 1:59.558 | 8 - | 33.559 | 89.4 | 47.927 | 75.7 | 26.467 | 109.3 | 1:47.953 |
| 3 - | 36.009 | 84.5 | 50.650 | 69.5 | 29.319 | 103.1 | 1:55.978 | 9 - | 33.601 | 85.8 | 48.340 | 74.9 | 26.509 | 108.8 | 1:48.450 |
| 4 - | 34.675 | 88.3 | 49.619 | 74.6 | 28.821 | 95.9 | 1:53.115 | 10 - | 33.707 | 88.2 | 49.135 | 81.2 | 26.368 | 109.3 | 1:49.210 |
| 5 - | 34.969 | 86.0 | 49.705 | 76.1 | 26.577 | 109.1 | 1:51.251 | 11 - | 34.682 | 88.5 | 48.279 | 75.1 | 26.268 | 108.9 | 1:49.229 |
| 6 - | 34.313 | 87.2 | 48.355 | 77.7 | 26.836 | 110.2 | 1:49.504 | | | | | | | | |
| 53 | Steve CHAPLIN | | | | | | | | | | | Complete Utilities | | | |
| 1 - | Out | 82.4 | 51.159 | 73.6 | 26.543 | 109.1 | 1:55.269 | 7 - | 32.204 | 93.7 | 46.029 | 86.5 | 24.858 | 110.2 | 1:43.091 |
| 2 - | 33.916 | 86.3 | 48.504 | 77.2 | 28.376 | 105.7 | 1:50.796 | 8 - | 31.992 | 92.9 | 46.042 | 85.2 | 25.332 | 111.8 | 1:43.366 |
| 3 - | 33.850 | 93.2 | 48.087 | 67.8 | 27.097 | 112.0 | 1:49.034 | 9 - | 31.893 | 93.9 | 46.068 | 83.9 | 24.924 | 110.2 | 1:42.885 |
| 4 - | 32.864 | 93.6 | 47.091 | 82.3 | 25.433 | 109.3 | 1:45.388 | 10 - | 32.377 | 92.2 | 45.788 | 85.8 | 24.858 | 110.9 | 1:43.023 |
| 5 - | 32.111 | 93.2 | 46.299 | 83.8 | 24.785 | 111.7 | 1:43.195 | 11 - | 31.825 | 92.7 | 45.679 | 87.2 | 24.749 | 110.2 | 1:42.253 |
| 6 - | 32.203 | 92.8 | 46.068 | 86.6 | 25.003 | 109.8 | 1:43.274 | | | | | | | | |
| 60 | Dominic PETTIT | | | | | | | | | | | Racing Line | | | |
| 1 - | Out | 84.7 | 49.847 | 75.7 | 26.885 | 109.3 | 1:53.585 | 7 - | 32.362 | 89.8 | 46.344 | 85.1 | 27.418 | 109.8 | 1:46.124 |
| 2 - | 34.134 | 86.7 | 46.985 | 81.0 | 25.625 | 105.8 | 1:46.744 | 8 - | 32.321 | 89.5 | 45.729 | 85.5 | 25.658 | 110.6 | 1:43.708 |
| 3 - | 33.210 | 88.2 | 50.626 | 80.5 | In | | 3:28.507 P | 9 - | 32.749 | 89.7 | 46.499 | 84.8 | 25.169 | 110.4 | 1:44.417 |
| 4 - | Out | 87.7 | 46.886 | 82.7 | 25.194 | 110.2 | 1:47.118 | 10 - | 32.540 | 90.2 | 54.885 | 58.4 | 26.853 | 112.2 | 1:54.278 |
| 5 - | 32.509 | 89.7 | 46.436 | 84.4 | 35.604 | 110.9 | 1:54.549 | 11 - | 32.646 | 87.7 | 47.169 | 77.9 | 25.988 | 110.0 | 1:45.803 |
| 6 - | 32.795 | 90.2 | 46.185 | 83.6 | 25.323 | 109.7 | 1:44.303 | | | | | | | | |
| 69 | James WALKER | | | | | | | | | | | KPM Racing | | | |
| 1 - | Out | 83.6 | 53.205 | 75.0 | 27.752 | 104.7 | 1:58.787 | 7 - | 32.210 | 90.7 | 46.868 | 84.4 | 24.907 | 108.8 | 1:43.985 |
| 2 - | 34.702 | 88.2 | 49.164 | 82.8 | 27.437 | 107.7 | 1:51.303 | 8 - | 32.554 | 89.2 | 46.153 | 86.7 | 24.906 | 109.1 | 1:43.613 |
| 3 - | 34.242 | 90.2 | 47.151 | 74.9 | 26.493 | 108.2 | 1:47.886 | 9 - | 32.597 | 90.1 | 45.825 | 85.9 | 24.763 | 111.1 | 1:43.185 |
| 4 - | 32.739 | 88.9 | 47.830 | 79.9 | 25.531 | 110.2 | 1:46.100 | 10 - | 32.334 | 90.2 | 46.633 | 88.4 | 24.737 | 109.1 | 1:43.704 |
| 5 - | 32.477 | 90.6 | 46.168 | 89.1 | 24.723 | 110.7 | 1:43.368 | 11 - | 32.284 | 89.1 | 45.867 | 87.8 | 24.673 | 110.0 | 1:42.824 |
| 6 - | 32.439 | 91.2 | 46.320 | 87.7 | 24.751 | 110.6 | 1:43.510 | | | | | | | | |
| 75 | Zoe WENHAM | | | | | | | | | | | KPM Racing | | | |
| 1 - | Out | 70.6 | 57.643 | 64.8 | 29.650 | 103.7 | 2:09.251 | 6 - | 35.822 | 82.6 | 52.034 | 69.2 | 27.909 | 106.4 | 1:55.765 |
| 2 - | 37.006 | 80.2 | 54.989 | 68.1 | 28.639 | 105.7 | 2:00.634 | 7 - | 36.711 | 62.6 | 53.112 | 70.3 | 28.492 | 103.7 | 1:58.315 |
| 3 - | 35.539 | 86.0 | 53.399 | 65.8 | 29.389 | 105.2 | 1:58.327 | 8 - | 37.004 | 85.6 | 51.451 | 70.1 | 27.432 | 106.5 | 1:55.887 |
| 4 - | 36.217 | 84.3 | 53.411 | 67.0 | 28.360 | 104.0 | 1:57.988 | 9 - | 36.235 | 78.6 | 51.317 | 60.7 | 27.169 | 106.2 | 1:54.721 |
| 5 - | 36.390 | 68.1 | 53.923 | 67.6 | 28.857 | 105.5 | 1:59.170 | 10 - | 34.730 | 87.7 | 51.628 | 75.8 | 28.178 | 108.6 | 1:54.536 |

Car 34 No Working Transponder

Weather / Track : Cloudy / Dry

Brands Hatch GP

Circuit Length = 2.3009 miles

Start: 17:07 End: 17:29

Volkswagen Racing Cup

QUALIFYING - RACE 7 - ROUND 13 - SECTOR ANALYSIS

| 92 | | Martyn WALSH | | | | | | AWM | | | | | | | |
|-----------|-----------|---------------------|--------|------|--------|-------|-----------|--------------------|---------------|-------------|---------------|-------------|---------------|--------------|-----------------|
| 1 - | Out | 67.9 | 58.477 | 74.7 | 30.659 | 100.3 | 2:11.504 | 4 - | 34.094 | 88.0 | 47.719 | 85.3 | 26.243 | 108.2 | 1:48.056 |
| 2 - | 11:23.959 | 71.3 | 54.178 | 74.8 | 27.981 | 105.5 | 12:46.118 | 5 - | 33.472 | 88.0 | 47.647 | 82.3 | 25.896 | 108.2 | 1:47.015 |
| 3 - | 36.416 | 85.8 | 49.014 | 81.3 | 26.387 | 107.5 | 1:51.817 | | | | | | | | |
| 99 | | Mark CLYNES | | | | | | Slidesports | | | | | | | |
| 1 - | Out | 69.5 | 59.031 | 68.5 | 29.953 | 97.5 | 2:13.529 | 7 - | 33.616 | 90.3 | 49.460 | 81.5 | 25.666 | 110.0 | 1:48.742 |
| 2 - | 38.705 | 83.3 | 51.585 | 77.9 | 27.613 | 108.8 | 1:57.903 | 8 - | 33.421 | 88.1 | 49.121 | 79.8 | 26.002 | 109.3 | 1:48.544 |
| 3 - | 36.923 | 85.4 | 50.896 | 79.7 | 27.496 | 94.1 | 1:55.315 | 9 - | 33.964 | 88.5 | 47.795 | 84.4 | 25.404 | 110.7 | 1:47.163 |
| 4 - | 36.075 | 88.3 | 49.778 | 80.5 | 26.098 | 109.7 | 1:51.951 | 10 - | 33.832 | 89.0 | 48.238 | 80.8 | 25.897 | 108.8 | 1:47.967 |
| 5 - | 34.618 | 89.0 | 49.513 | 80.8 | 26.116 | 108.9 | 1:50.247 | 11 - | 33.962 | 90.4 | 47.924 | 83.0 | 25.606 | 107.2 | 1:47.492 |
| 6 - | 33.912 | 89.6 | 49.064 | 81.2 | 25.815 | 110.0 | 1:48.791 | | | | | | | | |

Car 34 No Working Transponder

Weather / Track : Cloudy / Dry

Brands Hatch GP

Circuit Length = 2.3009 miles

Start: 17:07 End: 17:29

Volkswagen Racing Cup

QUALIFYING - RACE 7 - ROUND 13 - BEST SECTOR TIMES

| SECTOR 1 | | | | SECTOR 2 | | | | SECTOR 3 | | | | IDEAL / BEST COMPARISON | | | |
|----------|----|-------------|--------|----------|-------------|--------|----|-------------|--------|-----|----|-------------------------|-------------|----------|-------|
| POS | NO | NAME | TIME | NO | NAME | TIME | NO | NAME | TIME | POS | NO | NAME | IDEAL | BEST | DIFF |
| 1 | 53 | CHAPLIN | 31.825 | 8 | MASON | 45.180 | 8 | MASON | 24.637 | 1 | 8 | MASON | 1:42.000 | 1:42.015 | 0.015 |
| 2 | 32 | GRIFFIN | 32.134 | 32 | GRIFFIN | 45.289 | 69 | WALKER | 24.673 | 2 | 53 | CHAPLIN | 1:42.253 | 1:42.253 | 0.000 |
| 3 | 8 | MASON | 32.183 | 1 | FULBROOK | 45.302 | 53 | CHAPLIN | 24.749 | 3 | 1 | FULBROOK | 1:42.337 | 1:42.411 | 0.074 |
| 4 | 1 | FULBROOK | 32.209 | 53 | CHAPLIN | 45.679 | 1 | FULBROOK | 24.826 | 4 | 32 | GRIFFIN | 1:42.344 | 1:42.344 | 0.000 |
| 5 | 69 | WALKER | 32.210 | 60 | PETTIT | 45.729 | 7 | SNAYLAM | 24.834 | 5 | 69 | WALKER | 1:42.708 | 1:42.824 | 0.116 |
| 6 | 60 | PETTIT | 32.321 | 41 | DZIURZYNSKI | 45.813 | 20 | KURTON | 24.890 | 6 | 60 | PETTIT | 1:43.219 | 1:43.708 | 0.489 |
| 7 | 10 | CULLEY | 32.405 | 69 | WALKER | 45.825 | 41 | DZIURZYNSKI | 24.917 | 7 | 10 | CULLEY | 1:43.425 | 1:43.671 | 0.246 |
| 8 | 3 | TAYLOR | 32.516 | 10 | CULLEY | 46.100 | 10 | CULLEY | 24.920 | 8 | 41 | DZIURZYNSKI | 1:43.572 | 1:43.637 | 0.065 |
| 9 | 14 | FELIX | 32.584 | 9 | WYHINNY | 46.249 | 32 | GRIFFIN | 24.921 | 9 | 42 | DZIURZYNSKI | 1:43.990 | 1:43.990 | 0.000 |
| 10 | 42 | DZIURZYNSKI | 32.643 | 42 | DZIURZYNSKI | 46.310 | 42 | DZIURZYNSKI | 25.037 | 10 | 20 | KURTON | 1:44.012 | 1:45.020 | 1.008 |
| 11 | 9 | WYHINNY | 32.709 | 21 | WALKER | 46.341 | 14 | FELIX | 25.067 | 11 | 3 | TAYLOR | 1:44.031 | 1:44.417 | 0.386 |
| 12 | 20 | KURTON | 32.738 | 3 | TAYLOR | 46.379 | 21 | WALKER | 25.091 | 12 | 21 | WALKER | 1:44.244 | 1:44.372 | 0.128 |
| 13 | 21 | WALKER | 32.812 | 20 | KURTON | 46.384 | 3 | TAYLOR | 25.136 | 13 | 14 | FELIX | 1:44.288 | 1:44.342 | 0.054 |
| 14 | 41 | DZIURZYNSKI | 32.842 | 14 | FELIX | 46.637 | 60 | PETTIT | 25.169 | 14 | 9 | WYHINNY | 1:44.511 | 1:44.822 | 0.311 |
| 15 | 33 | ELLIOTT | 32.908 | 7 | SNAYLAM | 46.861 | 40 | WINGROVE | 25.209 | 15 | 7 | SNAYLAM | 1:44.634 | 1:44.872 | 0.238 |
| 16 | 7 | SNAYLAM | 32.939 | 6 | WYHINNY | 47.369 | 99 | CLYNES | 25.404 | 16 | 33 | ELLIOTT | 1:46.249 | 1:46.534 | 0.285 |
| 17 | 6 | WYHINNY | 33.261 | 50 | LETTINGA | 47.618 | 9 | WYHINNY | 25.553 | 17 | 40 | WINGROVE | 1:46.252 | 1:46.536 | 0.284 |
| 18 | 40 | WINGROVE | 33.383 | 92 | WALSH | 47.647 | 33 | ELLIOTT | 25.565 | 18 | 6 | WYHINNY | 1:46.296 | 1:46.506 | 0.210 |
| 19 | 50 | LETTINGA | 33.394 | 40 | WINGROVE | 47.660 | 6 | WYHINNY | 25.666 | 19 | 99 | CLYNES | 1:46.620 | 1:47.163 | 0.543 |
| 20 | 99 | CLYNES | 33.421 | 33 | ELLIOTT | 47.776 | 50 | LETTINGA | 25.854 | 20 | 50 | LETTINGA | 1:46.866 | 1:47.740 | 0.874 |
| 21 | 92 | WALSH | 33.472 | 99 | CLYNES | 47.795 | 92 | WALSH | 25.896 | 21 | 92 | WALSH | 1:47.015 | 1:47.015 | 0.000 |
| 22 | 51 | ANDREWS | 33.559 | 51 | ANDREWS | 47.927 | 44 | RILEY | 26.102 | 22 | 51 | ANDREWS | 1:47.754 | 1:47.953 | 0.199 |
| 23 | 44 | RILEY | 33.798 | 44 | RILEY | 48.234 | 51 | ANDREWS | 26.268 | 23 | 44 | RILEY | 1:48.134 | 1:48.643 | 0.509 |
| 24 | 24 | MORRIS | 34.587 | 24 | MORRIS | 48.619 | 24 | MORRIS | 26.431 | 24 | 24 | MORRIS | 1:49.637 | 1:49.956 | 0.319 |
| 25 | 75 | WENHAM | 34.730 | 75 | WENHAM | 51.317 | 75 | WENHAM | 27.169 | 25 | 75 | WENHAM | 1:53.216 | 1:54.536 | 1.320 |
| 26 | 34 | GILHAM | | 34 | GILHAM | | 34 | GILHAM | | 26 | 34 | GILHAM | 1:43.889 | 0.000 | |
| | | | | | | | | | | | | | Perfect Lap | 1:41.642 | |

Car 34 No Working Transponder

Weather / Track : Cloudy / Dry

Brands Hatch GP
Circuit Length = 2.3009 miles
Start: 17:07 End: 17:29

Volkswagen Racing Cup
QUALIFYING - RACE 7 - ROUND 13 - SPEED TRAPS

| SECTOR 1 | | | | SECTOR 2 | | | FINISH LINE | | | |
|----------|----|-------------------|------|----------|-------------------|------|-------------|-------------------|-------|--|
| POS | NO | NAME | MPH | NO | NAME | MPH | NO | NAME | MPH | |
| 1 | 1 | Joe FULBROOK | 94.4 | 69 | James WALKER | 89.1 | 1 | Joe FULBROOK | 115.5 | |
| 2 | 8 | Aaron MASON | 94.3 | 41 | Didge DZIURZYNSKI | 88.3 | 8 | Aaron MASON | 115.1 | |
| 3 | 53 | Steve CHAPLIN | 93.9 | 3 | Paul TAYLOR | 87.4 | 10 | Martin CULLEY | 114.3 | |
| 4 | 10 | Martin CULLEY | 93.2 | 53 | Steve CHAPLIN | 87.2 | 7 | Tim SNAYLAM | 114.1 | |
| 5 | 20 | Michael KURTON | 92.4 | 9 | Peter WYHINNY | 86.6 | 14 | Peter FELIX | 113.6 | |
| 6 | 42 | Alex DZIURZYNSKI | 92.4 | 8 | Aaron MASON | 86.1 | 32 | Kieran GRIFFIN | 113.6 | |
| 7 | 21 | Daniel WALKER | 92.2 | 32 | Kieran GRIFFIN | 85.9 | 42 | Alex DZIURZYNSKI | 113.4 | |
| 8 | 41 | Didge DZIURZYNSKI | 91.7 | 60 | Dominic PETTIT | 85.5 | 41 | Didge DZIURZYNSKI | 113.2 | |
| 9 | 14 | Peter FELIX | 91.2 | 20 | Michael KURTON | 85.4 | 21 | Daniel WALKER | 112.2 | |
| 10 | 69 | James WALKER | 91.2 | 1 | Joe FULBROOK | 85.3 | 60 | Dominic PETTIT | 112.2 | |
| 11 | 40 | Nick WINGROVE | 91.1 | 40 | Nick WINGROVE | 85.3 | 53 | Steve CHAPLIN | 112.0 | |
| 12 | 32 | Kieran GRIFFIN | 90.8 | 92 | Martyn WALSH | 85.3 | 40 | Nick WINGROVE | 111.8 | |
| 13 | 6 | Paul WYHINNY | 90.7 | 21 | Daniel WALKER | 85.2 | 20 | Michael KURTON | 111.5 | |
| 14 | 44 | Robin RILEY | 90.4 | 14 | Peter FELIX | 84.4 | 69 | James WALKER | 111.1 | |
| 15 | 99 | Mark CLYNES | 90.4 | 99 | Mark CLYNES | 84.4 | 3 | Paul TAYLOR | 110.7 | |
| 16 | 50 | Peter LETTINGA | 90.3 | 33 | Simon ELLIOTT | 84.0 | 99 | Mark CLYNES | 110.7 | |
| 17 | 60 | Dominic PETTIT | 90.2 | 10 | Martin CULLEY | 83.9 | 50 | Peter LETTINGA | 110.6 | |
| 18 | 3 | Paul TAYLOR | 90.1 | 7 | Tim SNAYLAM | 83.6 | 9 | Peter WYHINNY | 110.2 | |
| 19 | 9 | Peter WYHINNY | 89.4 | 6 | Paul WYHINNY | 83.5 | 51 | Simon ANDREWS | 110.2 | |
| 20 | 24 | Phil MORRIS | 89.4 | 44 | Robin RILEY | 82.8 | 44 | Robin RILEY | 109.8 | |
| 21 | 51 | Simon ANDREWS | 89.4 | 24 | Phil MORRIS | 82.6 | 6 | Paul WYHINNY | 109.5 | |
| 22 | 33 | Simon ELLIOTT | 89.2 | 42 | Alex DZIURZYNSKI | 82.6 | 24 | Phil MORRIS | 108.6 | |
| 23 | 7 | Tim SNAYLAM | 88.7 | 50 | Peter LETTINGA | 82.1 | 75 | Zoe WENHAM | 108.6 | |
| 24 | 92 | Martyn WALSH | 88.0 | 51 | Simon ANDREWS | 81.2 | 92 | Martyn WALSH | 108.2 | |
| 25 | 75 | Zoe WENHAM | 87.7 | 75 | Zoe WENHAM | 75.8 | 33 | Simon ELLIOTT | 107.9 | |

26

Car 34 No Working Transponder

Weather / Track : Cloudy / Dry


Brands Hatch GP

Circuit Length = 2.3009 miles

Start: 17:07 End: 17:29

Volkswagen Racing Cup

RACE 7 - ROUND 13 - GRID

| | | |
|--|-------------------------------|----------------------------------|
| ROW 13 | 1:49.956 24 Phil MORRIS | 1:54.536 75 Zoe WENHAM |
| ROW 12 | 1:47.953 51 Simon ANDREWS | 1:48.643 44 Robin RILEY |
| ROW 11 | 1:47.163 99 Mark CLYNES | 1:47.740 50 Peter LETTINGA |
| ROW 10 | 1:46.536 40 Nick WINGROVE | 1:47.015 92 Martyn WALSH |
| ROW 9 | 1:46.506 6 Paul WYHINNY | 1:46.534 33 Simon ELLIOTT |
| ROW 8 | 1:44.872 7 Tim SNAYLAM | 1:45.020 20 Michael KURTON |
| ROW 7 | 1:44.417 3 Paul TAYLOR | 1:44.822 9 Peter WYHINNY |
| ROW 6 | 1:44.342 14 Peter FELIX | 1:44.372 21 Daniel WALKER |
| ROW 5 | 1:43.889 34 Tony GILHAM | 1:43.990 42 Alex DZIURZYNSKI |
| ROW 4 | 1:43.671 10 Martin CULLEY | 1:43.708 60 Dominic PETTIT |
| ROW 3 | 1:42.824 69 James WALKER | 1:43.637 41 Didge DZIURZYNSKI |
| ROW 2 | 1:42.344 32 Kieran GRIFFIN | 1:42.411 1 Joe FULBROOK |
| ROW 1 | 1:42.015 8 Aaron MASON | 1:42.253 53 Steve CHAPLIN |
| Pole | | |
|  | | |

Brands Hatch GP
Circuit Length = 2.3009 miles

These results are provisional until the conclusion of any judicial and technical matters.

| | | |
|-------------------|--|--------------|
| Clerk of Course : | | Timekeeper : |
|-------------------|--|--------------|

Volkswagen Racing Cup

RACE 7 - ROUND 13 - CLASSIFICATION

| POS | NO | CL | NAME | ENTRY | LAPS | TIME | GAP | DIFF | MPH | BEST | ON |
|-----|----|----|-------------------|------------------|------|-----------|----------|--------|-------|----------|----|
| 1 | 1 | | Joe FULBROOK | Bora 1.8T | 11 | 20:21.740 | | | 74.57 | 1:42.940 | 8 |
| 2 | 69 | | James WALKER | Golf MK5 GTI | 11 | 20:22.386 | 0.646 | 0.646 | 74.53 | 1:43.104 | 11 |
| 3 | 3 | | Paul TAYLOR | Golf Mk5 R32 | 11 | 20:23.347 | 1.607 | 0.961 | 74.47 | 1:43.260 | 9 |
| 4 | 14 | | Peter FELIX | Golf GTI MK5 | 11 | 20:24.203 | 2.463 | 0.856 | 74.42 | 1:43.211 | 9 |
| 5 | 41 | | Didge DZIURZYNSKI | Golf MK2 | 11 | 20:28.926 | 7.186 | 4.723 | 74.14 | 1:43.930 | 8 |
| 6 | 53 | | Steve CHAPLIN | Beetle 3.2 RSi | 11 | 20:29.452 | 7.712 | 0.526 | 74.10 | 1:43.225 | 8 |
| 7 | 42 | | Alex DZIURZYNSKI | Corrado | 11 | 20:30.321 | 8.581 | 0.869 | 74.05 | 1:43.153 | 8 |
| 8 | 92 | | Martyn WALSH | Golf MK5 GTI | 11 | 20:54.594 | 32.854 | 24.273 | 72.62 | 1:46.497 | 9 |
| 9 | 9 | | Peter WYHINNY | Seat 2.0 Cupra | 11 | 20:54.872 | 33.132 | 0.278 | 72.60 | 1:44.536 | 9 |
| 10 | 7 | | Tim SNAYLAM | Golf MK5 GTI | 11 | 20:55.162 | 33.422 | 0.290 | 72.59 | 1:44.521 | 9 |
| 11 | 6 | | Paul WYHINNY | Golf MK5 GTI | 11 | 20:55.983 | 34.243 | 0.821 | 72.54 | 1:45.734 | 11 |
| 12 | 32 | | Kieran GRIFFIN | Scirocco 2.0 R | 11 | 21:03.019 | 41.279 | 7.036 | 72.14 | 1:43.566 | 10 |
| 13 | 24 | | Phil MORRIS | Golf MK5 GTI DSG | 11 | 21:11.315 | 49.575 | 8.296 | 71.66 | 1:47.996 | 8 |
| 14 | 44 | | Robin RILEY | Beetle 3.2 RSi | 11 | 21:11.488 | 49.748 | 0.173 | 71.65 | 1:47.695 | 10 |
| 15 | 60 | | Dominic PETTIT | Golf MK5 GTI | 11 | 21:12.211 | 50.471 | 0.723 | 71.61 | 1:48.192 | 11 |
| 16 | 51 | | Simon ANDREWS | Golf MK5 GTI DSG | 11 | 21:12.469 | 50.729 | 0.258 | 71.60 | 1:47.300 | 8 |
| 17 | 40 | | Nick WINGROVE | Golf MK5 GTI | 11 | 21:13.172 | 51.432 | 0.703 | 71.56 | 1:45.307 | 9 |
| 18 | 75 | | Zoe WENHAM | Polo 1.8T GTI | 11 | 21:26.555 | 1:04.815 | 13.383 | 70.82 | 1:50.548 | 11 |
| 19 | 99 | | Mark CLYNES | Golf MK5 GTI | 11 | 21:36.112 | 1:14.372 | 9.557 | 70.29 | 1:46.245 | 8 |
| 20 | 8 | | Aaron MASON | Golf MK5 GTI | 10 | 22:18.309 | 1 lap | 1 lap | 61.89 | 1:48.906 | 2 |

NOT CLASSIFIED

| | | | | | | | | | | | |
|-----|----|--|----------------|-----------------|---|-----------|--------|--------|-------|----------|---|
| DNF | 33 | | Simon ELLIOTT | Caddy Van Racer | 8 | 15:39.054 | 3 laps | 2 laps | 70.56 | 1:45.819 | 8 |
| DNF | 34 | | Tony GILHAM | Golf MK5 GTI | 5 | 11:52.840 | 6 laps | 3 laps | 58.09 | 1:46.281 | 3 |
| DNF | 20 | | Michael KURTON | Scirocco 2.0 R | 2 | 3:52.289 | 9 laps | 3 laps | 71.31 | 1:49.686 | 2 |
| DNF | 10 | | Martin CULLEY | Vento VR6 | 0 | | | | | | |
| DNF | 21 | | Daniel WALKER | Golf MK5 GTI | 0 | | | | | | |
| DNF | 50 | | Peter LETTINGA | Golf MK5 GTI | 0 | | | | | | |

FASTEST LAP

| | | | | | | |
|---|--------------|-----------|---|----------|-----------|------------|
| 1 | Joe FULBROOK | Bora 1.8T | 8 | 1:42.940 | 80.46 mph | 129.49 kph |
|---|--------------|-----------|---|----------|-----------|------------|

Car 20 Transponder Not Working

Weather / Track : Cloudy / Dry

These results are provisional until the conclusion of any judicial and technical matters.

Brands Hatch GP

Circuit Length = 2.3009 miles

Start: 11:46 End: 12:08

| | |
|-------------------|--------------|
| Clerk of Course : | Timekeeper : |
|-------------------|--------------|

Volkswagen Racing Cup

RACE 7 - ROUND 13 - LAP CHART

| Lap 1 | | | Lap 2 | | | Lap 3 | | | Lap 4 | | | Lap 5 | | |
|-------|--------|----------|-------|--------|----------|-------|--------|----------|-------|--------|----------|-------|--------|----------|
| No | Behind | Laptime | No | Behind | Laptime | No | Behind | Laptime | No | Behind | Laptime | No | Behind | Laptime |
| 53 | | 1:53.564 | 53 | | 1:48.408 | 1 | | 1:47.939 | 1 | | 1:46.513 | 1 | | 2:21.001 |
| 8 | 0.014 | 1:53.578 | 1 | 0.248 | 1:48.509 | 53 | 0.314 | 1:48.501 | 3 | 0.877 | 1:46.552 | 3 | 1.316 | 2:21.440 |
| 1 | 0.147 | 1:53.711 | 8 | 0.512 | 1:48.906 | 69 | 0.515 | 1:47.811 | 69 | 1.331 | 1:47.329 | 69 | 2.275 | 2:21.945 |
| 69 | 0.583 | 1:54.147 | 69 | 0.891 | 1:48.716 | 3 | 0.838 | 1:47.894 | 41 | 1.899 | 1:47.321 | 41 | 3.263 | 2:22.365 |
| 3 | 0.883 | 1:54.447 | 3 | 1.131 | 1:48.656 | 41 | 1.091 | 1:47.954 | 53 | 2.649 | 1:48.848 | 53 | 3.915 | 2:22.267 |
| 41 | 1.352 | 1:54.916 | 41 | 1.324 | 1:48.380 | 8 | 1.545 | 1:49.220 | 14 | 3.058 | 1:47.673 | 14 | 4.794 | 2:22.737 |
| 32 | 2.051 | 1:55.615 | 14 | 2.150 | 1:47.073 | 14 | 1.898 | 1:47.935 | 42 | 3.724 | 1:47.885 | 42 | 6.126 | 2:23.403 |
| 14 | 3.485 | 1:57.049 | 32 | 2.392 | 1:48.749 | 42 | 2.352 | 1:46.598 | 8 | 4.106 | 1:49.074 | 8 | 7.294 | 2:24.189 |
| 34 | 5.269 | 1:58.833 | 42 | 3.941 | 1:47.030 | 34 | 3.026 | 1:46.281 | 34 | 4.436 | 1:47.923 | 34 | 8.093 | 2:24.658 |
| 42 | 5.319 | 1:58.883 | 34 | 4.932 | 1:48.071 | 32 | 3.475 | 1:49.270 | 32 | 4.786 | 1:47.824 | 32 | 9.177 | 2:25.392 |
| 92 | 7.824 | 2:01.388 | 92 | 9.376 | 1:49.960 | 92 | 9.424 | 1:48.235 | 92 | 10.502 | 1:47.591 | 92 | 10.010 | 2:20.509 |
| 60 | 8.701 | 2:02.265 | 20 | 10.317 | 1:49.686 | 6 | 11.980 | 1:48.798 | 6 | 14.040 | 1:48.573 | 6 | 10.971 | 2:17.932 |
| 20 | 9.039 | 2:02.603 | 9 | 10.686 | 1:49.808 | 60 | 12.376 | 1:49.400 | 9 | 14.840 | 1:47.993 | 9 | 11.682 | 2:17.843 |
| 9 | 9.286 | 2:02.850 | 60 | 11.163 | 1:50.870 | 7 | 12.518 | 1:49.236 | 7 | 15.402 | 1:49.397 | 7 | 12.556 | 2:18.155 |
| 6 | 9.341 | 2:02.905 | 6 | 11.369 | 1:50.436 | 9 | 13.360 | 1:50.861 | 60 | 16.970 | 1:51.107 | 60 | 13.268 | 2:17.299 |
| 40 | 10.499 | 2:04.063 | 7 | 11.469 | 1:49.238 | 99 | 13.848 | 1:48.360 | 99 | 17.469 | 1:50.134 | 99 | 14.390 | 2:17.922 |
| 7 | 10.639 | 2:04.203 | 99 | 13.675 | 1:48.635 | 40 | 17.989 | 1:49.238 | 40 | 18.108 | 1:46.632 | 40 | 15.111 | 2:18.004 |
| 99 | 13.448 | 2:07.012 | 40 | 16.938 | 1:54.847 | 33 | 19.203 | 1:47.379 | 33 | 18.583 | 1:45.893 | 33 | 15.749 | 2:18.167 |
| 24 | 15.635 | 2:09.199 | 24 | 19.742 | 1:52.515 | 24 | 22.876 | 1:51.321 | 24 | 27.657 | 1:51.294 | 24 | 16.913 | 2:10.257 |
| 44 | 18.166 | 2:11.730 | 33 | 20.011 | 1:49.392 | 44 | 23.526 | 1:49.482 | 44 | 29.645 | 1:52.632 | 44 | 18.751 | 2:10.107 |
| 51 | 18.886 | 2:12.450 | 44 | 22.231 | 1:52.473 | 51 | 24.972 | 1:50.166 | 51 | 30.304 | 1:51.845 | 51 | 19.961 | 2:10.658 |
| 33 | 19.027 | 2:12.591 | 51 | 22.993 | 1:52.515 | 75 | 36.274 | 1:54.206 | 75 | 43.994 | 1:54.233 | 75 | 21.955 | 1:58.962 |
| 75 | 21.780 | 2:15.344 | 75 | 30.255 | 1:56.883 | | | | | | | | | |

Car 20 Transponder Not Working

Weather / Track : Cloudy / Dry

Brands Hatch GP
Circuit Length = 2.3009 miles
Start: 11:46 End: 12:08

Volkswagen Racing Cup

RACE 7 - ROUND 13 - LAP CHART

| Lap 6 | | | Lap 7 | | | Lap 8 | | | Lap 9 | | | Lap 10 | | |
|-------|--------|----------|-------|--------|------------|-------|--------|------------|-------|--------|----------|--------|----------|----------|
| No | Behind | Laptime | No | Behind | Laptime | No | Behind | Laptime | No | Behind | Laptime | No | Behind | Laptime |
| 1 | | 2:06.700 | 1 | | 1:44.454 | 1 | | 1:42.940 | 1 | | 1:43.455 | 1 | | 1:43.533 |
| 3 | 0.315 | 2:05.699 | 69 | 0.342 | 1:44.268 | 69 | 0.838 | 1:43.436 | 69 | 0.754 | 1:43.371 | 69 | 0.527 | 1:43.306 |
| 69 | 0.528 | 2:04.953 | 3 | 0.666 | 1:44.805 | 3 | 1.261 | 1:43.535 | 3 | 1.066 | 1:43.260 | 3 | 0.974 | 1:43.441 |
| 41 | 1.197 | 2:04.634 | 14 | 1.404 | 1:43.847 | 14 | 2.095 | 1:43.631 | 14 | 1.851 | 1:43.211 | 14 | 1.869 | 1:43.551 |
| 53 | 1.845 | 2:04.630 | 41 | 1.716 | 1:44.973 | 41 | 2.706 | 1:43.930 | 41 | 3.315 | 1:44.064 | 41 | 5.293 | 1:45.511 |
| 14 | 2.011 | 2:03.917 | 53 | 3.125 | 1:45.734 | 53 | 3.410 | 1:43.225 | 53 | 4.316 | 1:44.361 | 53 | 5.307 | 1:44.524 |
| 42 | 2.645 | 2:03.219 | 42 | 3.547 | 1:45.356 | 42 | 3.760 | 1:43.153 | 42 | 4.536 | 1:44.231 | 42 | 5.504 | 1:44.501 |
| 32 | 11.908 | 2:09.431 | 32 | 12.557 | 1:45.103 | 92 | 20.994 | 1:47.639 | 92 | 24.036 | 1:46.497 | 92 | 27.490 | 1:46.987 |
| 92 | 12.481 | 2:09.171 | 92 | 16.295 | 1:48.268 | 9 | 24.758 | 1:45.448 | 9 | 25.839 | 1:44.536 | 7 | 27.875 | 1:45.201 |
| 6 | 17.639 | 2:13.368 | 6 | 21.816 | 1:48.631 | 7 | 25.141 | 1:45.621 | 7 | 26.207 | 1:44.521 | 9 | 28.012 | 1:45.706 |
| 9 | 17.957 | 2:12.975 | 9 | 22.250 | 1:48.747 | 6 | 26.296 | 1:47.420 | 6 | 28.989 | 1:46.148 | 6 | 31.494 | 1:46.038 |
| 7 | 18.387 | 2:12.531 | 7 | 22.460 | 1:48.527 | 99 | 26.781 | 1:46.245 | 40 | 29.585 | 1:45.307 | 32 | 39.171 | 1:43.566 |
| 60 | 19.441 | 2:12.873 | 99 | 23.476 | 1:47.648 | 33 | 27.287 | 1:45.819 | 24 | 38.184 | 1:49.761 | 24 | 43.673 | 1:49.022 |
| 99 | 20.282 | 2:12.592 | 33 | 24.408 | 1:46.933 | 40 | 27.733 | 1:45.872 | 32 | 39.138 | 1:47.059 | 40 | 43.966 | 1:57.914 |
| 40 | 21.176 | 2:12.765 | 40 | 24.801 | 1:48.079 | 24 | 31.878 | 1:47.996 | 44 | 39.834 | 1:51.070 | 44 | 43.996 | 1:47.695 |
| 33 | 21.929 | 2:12.880 | 60 | 25.052 | 1:50.065 | 44 | 32.219 | 1:47.854 | 51 | 40.111 | 1:50.344 | 60 | 45.264 | 1:48.668 |
| 24 | 22.587 | 2:12.374 | 24 | 26.822 | 1:48.689 | 60 | 33.047 | 1:50.935 | 60 | 40.129 | 1:50.537 | 51 | 45.915 | 1:49.337 |
| 44 | 23.478 | 2:11.427 | 44 | 27.305 | 1:48.281 | 51 | 33.222 | 1:47.300 | 99 | 47.237 | 2:03.911 | 75 | 57.252 | 1:51.949 |
| 51 | 25.341 | 2:12.080 | 51 | 28.862 | 1:47.975 | 32 | 35.534 | 2:05.917 P | 75 | 48.836 | 1:52.047 | 99 | 1:01.422 | 1:57.718 |
| 75 | 25.760 | 2:10.505 | 75 | 32.255 | 1:50.949 | 75 | 40.244 | 1:50.929 | 8 | 1 LAP | 2:02.393 | 8 | 1 LAP | 1:53.621 |
| | | | 8 | 1 LAP | 4:40.788 P | 8 | 1 LAP | 1:46.149 | | | | | | |

Car 20 Transponder Not Working

Weather / Track : Cloudy / Dry

Brands Hatch GP
Circuit Length = 2.3009 miles
Start: 11:46 End: 12:08

Volkswagen Racing Cup
RACE 7 - ROUND 13 - LAP CHART

| Lap 11 | | |
|--------|----------|----------|
| No | Behind | Laptime |
| 1 | | 1:42.985 |
| 69 | 0.646 | 1:43.104 |
| 3 | 1.607 | 1:43.618 |
| 14 | 2.463 | 1:43.579 |
| 41 | 7.186 | 1:44.878 |
| 53 | 7.712 | 1:45.390 |
| 42 | 8.581 | 1:46.062 |
| 92 | 32.854 | 1:48.349 |
| 9 | 33.132 | 1:48.105 |
| 7 | 33.422 | 1:48.532 |
| 6 | 34.243 | 1:45.734 |
| 32 | 41.279 | 1:45.093 |
| 24 | 49.575 | 1:48.887 |
| 44 | 49.748 | 1:48.737 |
| 60 | 50.471 | 1:48.192 |
| 51 | 50.729 | 1:47.799 |
| 40 | 51.432 | 1:50.451 |
| 75 | 1:04.815 | 1:50.548 |
| 99 | 1:14.372 | 1:55.935 |
| 8 | 1 LAP | 2:10.391 |

Car 20 Transponder Not Working

Weather / Track : Cloudy / Dry

Brands Hatch GP
Circuit Length = 2.3009 miles
Start: 11:46 End: 12:08

Volkswagen Racing Cup

RACE 7 - ROUND 13 - SECTOR ANALYSIS

| | | | | | | | | | | | | | | | |
|-----------|---|-------------|----------|-------------|---------------|--------------|-----------------|--------|---------------|-------------|---------------|-------------|---------------|--------------|-----------------|
| 1 | Joe FULBROOK | | | | | | | | | | | | | | |
| 1 - | 90.2 | 47.786 | 75.8 | 25.447 | 113.7 | 1:53.711 | 7 - | 33.138 | 92.1 | 46.118 | 83.5 | 25.198 | 113.7 | 1:44.454 | |
| 2 - | 35.603 | 90.7 | 47.302 | 79.0 | 25.604 | 107.4 | 1:48.509 | 8 - | 32.294 | 93.3 | 45.612 | 84.3 | 25.034 | 114.5 | 1:42.940 |
| 3 - | 34.886 | 88.8 | 47.272 | 77.7 | 25.781 | 110.4 | 1:47.939 | 9 - | 32.410 | 93.5 | 46.002 | 85.7 | 25.043 | 114.1 | 1:43.455 |
| 4 - | 33.364 | 92.4 | 46.609 | 79.1 | 26.540 | 88.4 | 1:46.513 | 10 - | 32.871 | 93.9 | 45.687 | 83.5 | 24.975 | 114.7 | 1:43.533 |
| 5 - | 45.965 | 60.4 | 1:02.209 | 60.3 | 32.827 | 81.9 | 2:21.001 | 11 - | 32.122 | 93.5 | 45.821 | 84.8 | 25.042 | 114.7 | 1:42.985 |
| 6 - | 44.385 | 57.5 | 55.382 | 61.5 | 26.933 | 113.0 | 2:06.700 | | | | | | | | |
| 3 | Paul TAYLOR Father & Son Racing with Goblin Racing | | | | | | | | | | | | | | |
| 1 - | 88.0 | 47.500 | 78.7 | 25.643 | 113.9 | 1:54.447 | 7 - | 33.370 | 85.2 | 46.581 | 85.3 | 24.854 | 112.0 | 1:44.805 | |
| 2 - | 35.510 | 89.5 | 47.504 | 77.5 | 25.642 | 112.0 | 1:48.656 | 8 - | 33.019 | 89.7 | 45.914 | 86.6 | 24.602 | 112.4 | 1:43.535 |
| 3 - | 35.343 | 89.8 | 47.525 | 84.3 | 25.026 | 112.6 | 1:47.894 | 9 - | 32.535 | 91.3 | 45.856 | 84.1 | 24.869 | 111.8 | 1:43.260 |
| 4 - | 33.286 | 90.0 | 46.496 | 81.2 | 26.770 | 93.3 | 1:46.552 | 10 - | 32.852 | 91.2 | 45.919 | 84.5 | 24.670 | 112.2 | 1:43.441 |
| 5 - | 46.174 | 56.7 | 1:02.287 | 57.8 | 32.979 | 81.9 | 2:21.440 | 11 - | 32.507 | 91.1 | 46.189 | 84.8 | 24.922 | 109.8 | 1:43.618 |
| 6 - | 43.941 | 57.1 | 55.546 | 57.5 | 26.212 | 110.4 | 2:05.699 | | | | | | | | |
| 6 | Paul WYHINNY Racing Line | | | | | | | | | | | | | | |
| 1 - | 75.7 | 50.382 | 79.0 | 26.731 | 111.3 | 2:02.905 | 7 - | 33.956 | 87.8 | 48.642 | 81.0 | 26.033 | 106.5 | 1:48.631 | |
| 2 - | 34.916 | 90.1 | 49.051 | 82.7 | 26.469 | 101.2 | 1:50.436 | 8 - | 34.064 | 88.4 | 47.811 | 83.5 | 25.545 | 109.3 | 1:47.420 |
| 3 - | 34.663 | 86.3 | 48.181 | 82.0 | 25.954 | 108.8 | 1:48.798 | 9 - | 33.333 | 90.6 | 47.143 | 84.7 | 25.672 | 108.9 | 1:46.148 |
| 4 - | 33.664 | 89.6 | 47.831 | 82.0 | 27.078 | 83.6 | 1:48.573 | 10 - | 33.571 | 90.8 | 46.919 | 81.4 | 25.548 | 108.6 | 1:46.038 |
| 5 - | 42.437 | 65.3 | 59.628 | 60.5 | 35.867 | 72.9 | 2:17.932 | 11 - | 33.002 | 90.7 | 47.200 | 83.7 | 25.532 | 108.9 | 1:45.734 |
| 6 - | 42.010 | 50.2 | 1:01.915 | 56.1 | 29.443 | 107.5 | 2:13.368 | | | | | | | | |
| 7 | Tim SNAYLAM Comline /AWM | | | | | | | | | | | | | | |
| 1 - | 84.0 | 49.510 | 77.9 | 26.716 | 104.0 | 2:04.203 | 7 - | 33.540 | 89.1 | 48.794 | 82.8 | 26.193 | 112.6 | 1:48.527 | |
| 2 - | 34.792 | 85.4 | 48.520 | 80.2 | 25.926 | 109.5 | 1:49.238 | 8 - | 33.540 | 88.7 | 47.322 | 85.9 | 24.759 | 114.3 | 1:45.621 |
| 3 - | 34.378 | 81.9 | 49.224 | 82.4 | 25.634 | 113.7 | 1:49.236 | 9 - | 32.807 | 89.2 | 46.674 | 84.2 | 25.040 | 113.4 | 1:44.521 |
| 4 - | 34.672 | 84.2 | 47.388 | 82.8 | 27.337 | 83.9 | 1:49.397 | 10 - | 33.077 | 90.7 | 46.481 | 83.2 | 25.643 | 111.8 | 1:45.201 |
| 5 - | 43.227 | 70.6 | 58.863 | 56.2 | 36.065 | 69.8 | 2:18.155 | 11 - | 33.148 | 84.3 | 49.134 | 82.5 | 26.250 | 106.5 | 1:48.532 |
| 6 - | 42.669 | 46.5 | 1:01.361 | 54.8 | 28.501 | 112.6 | 2:12.531 | | | | | | | | |
| 8 | Aaron MASON Comline / AWM | | | | | | | | | | | | | | |
| 1 - | 90.6 | 47.969 | 79.0 | 25.561 | 112.4 | 1:53.578 | 6 - | 42.207 | 46.1 | 1:04.685 | 54.9 | In | | 4:40.788 P | |
| 2 - | 35.537 | 91.2 | 47.855 | 78.7 | 25.514 | 112.8 | 1:48.906 | 7 - | Out | 87.4 | 47.364 | 83.3 | 25.368 | 107.9 | 1:46.149 |
| 3 - | 35.812 | 86.7 | 48.195 | 81.9 | 25.213 | 112.4 | 1:49.220 | 8 - | 38.750 | 77.4 | 57.450 | 71.1 | 26.193 | 103.7 | 2:02.393 |
| 4 - | 34.328 | 89.0 | 47.388 | 84.7 | 27.358 | 70.8 | 1:49.074 | 9 - | 36.831 | 87.8 | 51.283 | 82.3 | 25.507 | 107.2 | 1:53.621 |
| 5 - | 48.141 | 49.6 | 1:00.751 | 57.8 | 35.297 | 83.1 | 2:24.189 | 10 - | 35.925 | 87.0 | 58.723 | 64.3 | 35.743 | 50.9 | 2:10.391 |
| 9 | Peter WYHINNY Volkswagen Racing | | | | | | | | | | | | | | |
| 1 - | 83.6 | 48.796 | 75.9 | 27.112 | 106.7 | 2:02.850 | 7 - | 33.772 | 88.3 | 48.720 | 79.2 | 26.255 | 109.1 | 1:48.747 | |
| 2 - | 34.416 | 88.3 | 48.964 | 81.5 | 26.428 | 109.8 | 1:49.808 | 8 - | 33.272 | 87.7 | 46.636 | 86.0 | 25.540 | 109.1 | 1:45.448 |
| 3 - | 33.204 | 86.4 | 48.309 | 87.2 | 29.348 | 110.2 | 1:50.861 | 9 - | 32.557 | 88.9 | 46.490 | 87.4 | 25.489 | 110.4 | 1:44.536 |
| 4 - | 33.516 | 88.7 | 46.977 | 74.9 | 27.500 | 79.8 | 1:47.993 | 10 - | 32.922 | 89.7 | 46.353 | 81.3 | 26.431 | 107.4 | 1:45.706 |
| 5 - | 42.486 | 69.4 | 59.382 | 58.3 | 35.975 | 68.4 | 2:17.843 | 11 - | 33.449 | 89.0 | 48.383 | 85.7 | 26.273 | 109.1 | 1:48.105 |
| 6 - | 42.517 | 54.6 | 1:01.391 | 54.9 | 29.067 | 108.9 | 2:12.975 | | | | | | | | |
| 10 | Martin CULLEY Father & Son Racing with Goblin Racing | | | | | | | | | | | | | | |
| 14 | Peter FELIX 20Ten Racing | | | | | | | | | | | | | | |
| 1 - | 88.2 | 49.086 | 83.8 | 25.254 | 111.8 | 1:57.049 | 7 - | 32.691 | 90.9 | 46.203 | 86.3 | 24.953 | 112.0 | 1:43.847 | |
| 2 - | 33.848 | 89.0 | 47.660 | 82.4 | 25.565 | 111.7 | 1:47.073 | 8 - | 32.959 | 90.2 | 45.938 | 84.1 | 24.734 | 112.6 | 1:43.631 |
| 3 - | 34.670 | 90.3 | 48.198 | 84.4 | 25.067 | 112.6 | 1:47.935 | 9 - | 32.576 | 91.4 | 45.891 | 84.8 | 24.744 | 112.4 | 1:43.211 |
| 4 - | 33.570 | 91.2 | 46.667 | 85.8 | 27.436 | 84.1 | 1:47.673 | 10 - | 32.787 | 91.3 | 46.013 | 83.5 | 24.751 | 112.4 | 1:43.551 |
| 5 - | 47.601 | 48.7 | 1:01.056 | 55.7 | 34.080 | 68.1 | 2:22.737 | 11 - | 32.359 | 92.2 | 46.188 | 81.7 | 25.032 | 110.0 | 1:43.579 |
| 6 - | 43.365 | 47.6 | 54.606 | 61.2 | 25.946 | 113.2 | 2:03.917 | | | | | | | | |
| 20 | Michael KURTON Slidesports | | | | | | | | | | | | | | |
| 1 - | | | | | | 2:02.603 | 2 - | | | | | | | | 1:49.686 |

Car 20 Transponder Not Working

Weather / Track : Cloudy / Dry

Brands Hatch GP

Circuit Length = 2.3009 miles

Start: 11:46 End: 12:08

Volkswagen Racing Cup

RACE 7 - ROUND 13 - SECTOR ANALYSIS

| | | | | | | | | | | | | | | | |
|-----------|--------------------------|--------|-------------------------------------|-------------|---------------|--------------|-----------------|---------------|---------------|---------------|---------------|---------------|---------------|--------------|-----------------|
| 21 | Daniel WALKER | | KPM Racing | | | | | | | | | | | | |
| 24 | Phil MORRIS | | Racing Line / Team Fuchs Titan Race | | | | | | | | | | | | |
| 1 - | 86.5 | 51.370 | 80.0 | 26.953 | 109.8 | 2:09.199 | 7 - | 33.999 | 90.6 | 48.524 | 80.7 | 26.166 | 110.2 | 1:48.689 | |
| 2 - | 35.519 | 89.1 | 50.022 | 77.8 | 26.974 | 110.2 | 1:52.515 | 8 - | 34.033 | 90.9 | 47.973 | 81.2 | 25.990 | 109.8 | 1:47.996 |
| 3 - | 35.159 | 86.9 | 49.430 | 76.8 | 26.732 | 110.7 | 1:51.321 | 9 - | 34.675 | 88.4 | 48.960 | 81.0 | 26.126 | 108.9 | 1:49.761 |
| 4 - | 34.359 | 88.4 | 49.419 | 78.5 | 27.516 | 98.3 | 1:51.294 | 10 - | 34.481 | 90.8 | 48.348 | 76.5 | 26.193 | 108.4 | 1:49.022 |
| 5 - | 38.300 | 77.3 | 55.224 | 49.6 | 36.733 | 79.6 | 2:10.257 | 11 - | 34.032 | 89.1 | 48.565 | 81.3 | 26.290 | 107.7 | 1:48.887 |
| 6 - | 42.627 | 47.4 | 1:00.559 | 62.5 | 29.188 | 111.5 | 2:12.374 | | | | | | | | |
| 32 | Kieran GRIFFIN | | Addison Lee / Slidesports | | | | | | | | | | | | |
| 1 - | 87.0 | 48.008 | 81.4 | 25.599 | 111.7 | 1:55.615 | 7 - | 33.194 | 89.4 | 46.781 | 84.9 | 25.128 | 109.3 | 1:45.103 | |
| 2 - | 34.950 | 86.7 | 47.736 | 78.3 | 26.063 | 111.8 | 1:48.749 | 8 - | 32.555 | 91.1 | 46.024 | 81.6 | In | 2:05.917 P | |
| 3 - | 34.767 | 89.5 | 49.172 | 82.0 | 25.331 | 112.4 | 1:49.270 | 9 - | Out | 87.4 | 47.949 | 81.4 | 26.292 | 109.3 | 1:47.059 |
| 4 - | 33.049 | 90.2 | 47.304 | 84.1 | 27.471 | 67.1 | 1:47.824 | 10 - | 32.811 | 90.9 | 45.843 | 84.6 | 24.912 | 111.7 | 1:43.566 |
| 5 - | 48.809 | 54.0 | 1:00.572 | 63.7 | 36.011 | 79.9 | 2:25.392 | 11 - | 32.883 | 90.6 | 46.608 | 81.0 | 25.602 | 109.7 | 1:45.093 |
| 6 - | 41.826 | 52.2 | 1:01.311 | 76.2 | 26.294 | 109.1 | 2:09.431 | | | | | | | | |
| 33 | Simon ELLIOTT | | Volkswagen Racing | | | | | | | | | | | | |
| 1 - | 83.4 | 49.303 | 82.2 | 26.527 | 108.9 | 2:12.591 | 5 - | 44.386 | 80.2 | 57.522 | 48.6 | 36.259 | 69.7 | 2:18.167 | |
| 2 - | 34.085 | 88.3 | 48.561 | 78.1 | 26.746 | 109.1 | 1:49.392 | 6 - | 42.798 | 45.9 | 1:00.805 | 63.7 | 29.277 | 108.1 | 2:12.880 |
| 3 - | 33.602 | 88.1 | 47.567 | 80.2 | 26.210 | 107.5 | 1:47.379 | 7 - | 32.734 | 90.3 | 47.703 | 84.6 | 26.496 | 106.4 | 1:46.933 |
| 4 - | 32.870 | 89.5 | 47.204 | 84.8 | 25.819 | 106.7 | 1:45.893 | 8 - | 33.212 | 89.1 | 46.927 | 85.4 | 25.680 | 109.5 | 1:45.819 |
| 34 | Tony GILHAM | | Racing Line | | | | | | | | | | | | |
| 1 - | 87.2 | 48.680 | 82.6 | 26.084 | 108.9 | 1:58.833 | 4 - | 33.329 | 89.5 | 47.091 | 83.0 | 27.503 | 70.4 | 1:47.923 | |
| 2 - | 34.172 | 88.4 | 48.066 | 81.1 | 25.833 | 108.2 | 1:48.071 | 5 - | 48.272 | 50.5 | 1:00.707 | 61.1 | 35.679 | 84.6 | 2:24.658 |
| 3 - | 33.349 | 88.7 | 47.411 | 80.2 | 25.521 | 111.5 | 1:46.281 | | | | | | | | |
| 40 | Nick WINGROVE | | Slidesports | | | | | | | | | | | | |
| 1 - | 79.3 | 49.378 | 81.4 | 27.263 | 105.2 | 2:04.063 | 7 - | 33.097 | 86.7 | 48.449 | 88.1 | 26.533 | 104.9 | 1:48.079 | |
| 2 - | 38.208 | 88.5 | 50.022 | 77.6 | 26.617 | 110.0 | 1:54.847 | 8 - | 33.700 | 92.3 | 46.552 | 86.7 | 25.620 | 110.0 | 1:45.872 |
| 3 - | 34.314 | 89.7 | 48.107 | 79.9 | 26.817 | 108.9 | 1:49.238 | 9 - | 32.962 | 91.8 | 46.413 | 86.7 | 25.932 | 109.5 | 1:45.307 |
| 4 - | 33.550 | 90.2 | 46.938 | 86.9 | 26.144 | 82.6 | 1:46.632 | 10 - | 33.596 | 91.7 | 55.573 | 9.3 | 28.745 | 104.5 | 1:57.914 |
| 5 - | 43.628 | 69.1 | 57.995 | 52.2 | 36.381 | 68.8 | 2:18.004 | 11 - | 37.506 | 84.2 | 47.355 | 83.7 | 25.590 | 108.2 | 1:50.451 |
| 6 - | 42.650 | 46.5 | 1:00.862 | 59.7 | 29.253 | 108.9 | 2:12.765 | | | | | | | | |
| 41 | Didge DZIURZYNSKI | | West End Precision | | | | | | | | | | | | |
| 1 - | 90.9 | 47.784 | 74.6 | 25.830 | 111.3 | 1:54.916 | 7 - | 32.877 | 89.7 | 47.206 | 83.5 | 24.890 | 113.2 | 1:44.973 | |
| 2 - | 35.340 | 90.7 | 47.469 | 77.5 | 25.571 | 113.0 | 1:48.380 | 8 - | 32.777 | 90.8 | 46.199 | 84.8 | 24.954 | 112.8 | 1:43.930 |
| 3 - | 34.780 | 89.2 | 48.008 | 78.2 | 25.166 | 113.7 | 1:47.954 | 9 - | 32.919 | 91.2 | 46.168 | 87.8 | 24.977 | 111.8 | 1:44.064 |
| 4 - | 34.033 | 90.7 | 46.055 | 82.5 | 27.233 | 82.7 | 1:47.321 | 10 - | 32.857 | 91.7 | 47.388 | 76.7 | 25.266 | 111.7 | 1:45.511 |
| 5 - | 47.510 | 51.3 | 1:01.446 | 50.8 | 33.409 | 71.8 | 2:22.365 | 11 - | 33.149 | 92.3 | 46.654 | 83.6 | 25.075 | 110.6 | 1:44.878 |
| 6 - | 43.729 | 51.5 | 54.869 | 56.3 | 26.036 | 112.6 | 2:04.634 | | | | | | | | |
| 42 | Alex DZIURZYNSKI | | West End Precision | | | | | | | | | | | | |
| 1 - | 83.0 | 48.932 | 77.0 | 25.660 | 112.8 | 1:58.883 | 7 - | 32.837 | 91.8 | 47.182 | 83.1 | 25.337 | 114.1 | 1:45.356 | |
| 2 - | 34.885 | 90.4 | 46.878 | 81.2 | 25.267 | 113.2 | 1:47.030 | 8 - | 32.598 | 92.8 | 45.737 | 81.6 | 24.818 | 115.3 | 1:43.153 |
| 3 - | 33.462 | 87.6 | 47.999 | 82.1 | 25.137 | 114.9 | 1:46.598 | 9 - | 32.880 | 93.1 | 46.276 | 82.7 | 25.075 | 114.9 | 1:44.231 |
| 4 - | 33.702 | 86.5 | 46.830 | 84.4 | 27.353 | 78.7 | 1:47.885 | 10 - | 32.997 | 92.4 | 46.394 | 77.0 | 25.110 | 111.5 | 1:44.501 |
| 5 - | 47.889 | 49.5 | 1:00.793 | 56.3 | 34.721 | 84.9 | 2:23.403 | 11 - | 33.681 | 92.9 | 47.171 | 82.3 | 25.210 | 112.8 | 1:46.062 |
| 6 - | 42.868 | 47.3 | 55.257 | 77.8 | 25.094 | 114.3 | 2:03.219 | | | | | | | | |
| 44 | Robin RILEY | | | | | | | | | | | | | | |
| 1 - | 83.7 | 51.839 | 74.2 | 27.422 | 104.2 | 2:11.730 | 7 - | 33.620 | 89.5 | 48.393 | 79.6 | 26.268 | 111.8 | 1:48.281 | |
| 2 - | 36.418 | 87.5 | 49.580 | 74.2 | 26.475 | 107.4 | 1:52.473 | 8 - | 34.448 | 90.8 | 47.562 | 81.2 | 25.844 | 110.0 | 1:47.854 |
| 3 - | 34.239 | 88.3 | 48.854 | 74.5 | 26.389 | 108.9 | 1:49.482 | 9 - | 34.573 | 85.8 | 49.255 | 79.3 | 27.242 | 109.3 | 1:51.070 |
| 4 - | 34.086 | 88.2 | 49.562 | 76.0 | 28.984 | 98.3 | 1:52.632 | 10 - | 34.186 | 89.6 | 47.460 | 79.6 | 26.049 | 110.9 | 1:47.695 |
| 5 - | 37.621 | 74.2 | 54.543 | 53.4 | 37.943 | 86.4 | 2:10.107 | 11 - | 33.970 | 89.8 | 48.784 | 80.6 | 25.983 | 110.2 | 1:48.737 |
| 6 - | 42.006 | 45.6 | 1:00.148 | 60.8 | 29.273 | 108.4 | 2:11.427 | | | | | | | | |

Car 20 Transponder Not Working

Weather / Track : Cloudy / Dry

Brands Hatch GP

Circuit Length = 2.3009 miles

Start: 11:46 End: 12:08

Volkswagen Racing Cup

RACE 7 - ROUND 13 - SECTOR ANALYSIS

| | | | | | | | | | | | | | | | |
|-----------|-----------------------|--------|----------|--------|---------------|--------------------|----------|---------------|---------------|-------------|---------------|---------------|---------------|--------------|-----------------|
| 50 | Peter LETTINGA | | | | | KPM Racing | | | | | | | | | |
| 51 | Simon ANDREWS | | | | | Racingline | | | | | | | | | |
| 1 - | 79.4 | 51.840 | 71.0 | 27.687 | 102.1 | 2:12.450 | 7 - | 33.953 | 88.8 | 47.983 | 75.8 | 26.039 | 110.9 | 1:47.975 | |
| 2 - | 36.478 | 85.5 | 49.468 | 73.3 | 26.569 | 110.9 | 1:52.515 | 8 - | 33.589 | 88.4 | 47.519 | 79.4 | 26.192 | 108.8 | 1:47.300 |
| 3 - | 34.349 | 85.9 | 48.884 | 72.7 | 26.933 | 108.4 | 1:50.166 | 9 - | 34.936 | 84.4 | 49.316 | 72.0 | 26.092 | 107.4 | 1:50.344 |
| 4 - | 34.392 | 86.0 | 48.625 | 75.4 | 28.828 | 94.4 | 1:51.845 | 10 - | 34.473 | 85.6 | 48.642 | 77.0 | 26.222 | 110.6 | 1:49.337 |
| 5 - | 37.747 | 76.7 | 54.448 | 53.1 | 38.463 | 83.0 | 2:10.658 | 11 - | 34.700 | 86.4 | 47.296 | 79.0 | 25.803 | 110.7 | 1:47.799 |
| 6 - | 41.873 | 46.8 | 1:00.286 | 65.3 | 29.921 | 107.0 | 2:12.080 | | | | | | | | |
| 53 | Steve CHAPLIN | | | | | Complete Utilities | | | | | | | | | |
| 1 - | 89.8 | 48.034 | 82.2 | 25.914 | 110.4 | 1:53.564 | 7 - | 33.115 | 93.3 | 47.528 | 83.6 | 25.091 | 112.0 | 1:45.734 | |
| 2 - | 35.134 | 90.8 | 47.652 | 81.0 | 25.622 | 111.3 | 1:48.408 | 8 - | 32.052 | 93.5 | 46.416 | 84.3 | 24.757 | 113.0 | 1:43.225 |
| 3 - | 35.764 | 90.1 | 47.348 | 79.4 | 25.389 | 112.2 | 1:48.501 | 9 - | 32.319 | 87.7 | 46.855 | 88.8 | 25.187 | 112.4 | 1:44.361 |
| 4 - | 35.017 | 89.8 | 46.564 | 85.9 | 27.267 | 84.6 | 1:48.848 | 10 - | 32.221 | 93.7 | 46.885 | 81.4 | 25.418 | 109.5 | 1:44.524 |
| 5 - | 47.645 | 49.3 | 1:01.130 | 54.1 | 33.492 | 68.3 | 2:22.267 | 11 - | 33.274 | 92.6 | 47.284 | 84.2 | 24.832 | 112.4 | 1:45.390 |
| 6 - | 43.809 | 49.0 | 54.604 | 55.9 | 26.217 | 109.7 | 2:04.630 | | | | | | | | |
| 60 | Dominic PETTIT | | | | | Racing Line | | | | | | | | | |
| 1 - | 80.4 | 52.064 | 75.9 | 27.364 | 107.2 | 2:02.265 | 7 - | 33.973 | 81.0 | 47.745 | 80.8 | 28.347 | 106.5 | 1:50.065 | |
| 2 - | 34.752 | 85.2 | 48.214 | 79.1 | 27.904 | 108.2 | 1:50.870 | 8 - | 34.171 | 88.4 | 46.865 | 87.5 | 29.899 | 107.9 | 1:50.935 |
| 3 - | 34.427 | 81.7 | 47.512 | 83.3 | 27.461 | 108.6 | 1:49.400 | 9 - | 35.029 | 81.7 | 49.032 | 79.0 | 26.476 | 106.0 | 1:50.537 |
| 4 - | 34.104 | 87.8 | 48.352 | 80.2 | 28.651 | 83.5 | 1:51.107 | 10 - | 34.382 | 78.5 | 47.484 | 80.3 | 26.802 | 109.3 | 1:48.668 |
| 5 - | 42.665 | 70.0 | 58.590 | 53.6 | 36.044 | 77.0 | 2:17.299 | 11 - | 34.261 | 82.0 | 47.519 | 77.1 | 26.412 | 102.6 | 1:48.192 |
| 6 - | 42.945 | 50.2 | 1:01.030 | 53.7 | 28.898 | 107.9 | 2:12.873 | | | | | | | | |
| 69 | James WALKER | | | | | KPM Racing | | | | | | | | | |
| 1 - | 88.7 | 48.370 | 77.5 | 25.547 | 110.0 | 1:54.147 | 7 - | 33.068 | 86.8 | 46.074 | 83.0 | 25.126 | 110.0 | 1:44.268 | |
| 2 - | 35.518 | 90.0 | 47.517 | 79.0 | 25.681 | 112.2 | 1:48.716 | 8 - | 32.395 | 90.3 | 45.937 | 85.5 | 25.104 | 110.2 | 1:43.436 |
| 3 - | 35.214 | 87.3 | 47.169 | 81.0 | 25.428 | 111.7 | 1:47.811 | 9 - | 32.477 | 89.8 | 45.869 | 86.5 | 25.025 | 109.7 | 1:43.371 |
| 4 - | 33.903 | 89.7 | 46.463 | 83.3 | 26.963 | 91.8 | 1:47.329 | 10 - | 32.608 | 90.3 | 45.721 | 85.3 | 24.977 | 110.2 | 1:43.306 |
| 5 - | 46.780 | 51.8 | 1:01.948 | 52.7 | 33.217 | 79.0 | 2:21.945 | 11 - | 32.352 | 90.2 | 45.696 | 86.9 | 25.056 | 110.0 | 1:43.104 |
| 6 - | 43.744 | 54.3 | 55.160 | 56.4 | 26.049 | 110.7 | 2:04.953 | | | | | | | | |
| 75 | Zoe WENHAM | | | | | KPM Racing | | | | | | | | | |
| 1 - | 82.2 | 53.345 | 75.4 | 27.584 | 107.0 | 2:15.344 | 7 - | 34.770 | 87.2 | 49.709 | 75.7 | 26.470 | 106.5 | 1:50.949 | |
| 2 - | 36.898 | 84.2 | 52.428 | 69.3 | 27.557 | 104.2 | 1:56.883 | 8 - | 34.245 | 87.0 | 49.731 | 72.9 | 26.953 | 105.7 | 1:50.929 |
| 3 - | 35.324 | 84.2 | 51.071 | 67.0 | 27.811 | 103.2 | 1:54.206 | 9 - | 34.996 | 84.3 | 50.145 | 75.1 | 26.906 | 106.7 | 1:52.047 |
| 4 - | 35.359 | 86.6 | 50.825 | 70.6 | 28.049 | 100.3 | 1:54.233 | 10 - | 35.208 | 84.8 | 49.890 | 74.8 | 26.851 | 103.7 | 1:51.949 |
| 5 - | 36.233 | 83.6 | 52.359 | 68.1 | 30.370 | 92.4 | 1:58.962 | 11 - | 34.277 | 87.3 | 49.690 | 77.4 | 26.581 | 105.2 | 1:50.548 |
| 6 - | 41.672 | 43.3 | 59.938 | 69.0 | 28.895 | 107.2 | 2:10.505 | | | | | | | | |
| 92 | Martyn WALSH | | | | | AWM | | | | | | | | | |
| 1 - | 86.5 | 49.644 | 77.3 | 26.713 | 108.8 | 2:01.388 | 7 - | 33.797 | 88.7 | 48.250 | 79.4 | 26.221 | 109.1 | 1:48.268 | |
| 2 - | 35.011 | 86.9 | 48.535 | 81.5 | 26.414 | 108.2 | 1:49.960 | 8 - | 33.848 | 88.3 | 47.941 | 81.5 | 25.850 | 109.1 | 1:47.639 |
| 3 - | 33.928 | 86.5 | 48.029 | 81.2 | 26.278 | 108.9 | 1:48.235 | 9 - | 33.163 | 88.8 | 47.518 | 83.2 | 25.816 | 109.5 | 1:46.497 |
| 4 - | 33.757 | 88.1 | 47.827 | 80.2 | 26.007 | 108.2 | 1:47.591 | 10 - | 33.245 | 88.9 | 47.554 | 80.5 | 26.188 | 107.9 | 1:46.987 |
| 5 - | 44.383 | 59.8 | 1:00.388 | 61.3 | 35.738 | 69.8 | 2:20.509 | 11 - | 33.352 | 87.8 | 48.781 | 81.5 | 26.216 | 107.9 | 1:48.349 |
| 6 - | 42.059 | 51.4 | 1:00.811 | 78.0 | 26.301 | 110.0 | 2:09.171 | | | | | | | | |
| 99 | Mark CLYNES | | | | | Slidesports | | | | | | | | | |
| 1 - | 85.6 | 50.778 | 82.0 | 25.861 | 109.7 | 2:07.012 | 7 - | 33.677 | 86.7 | 47.920 | 85.7 | 26.051 | 110.7 | 1:47.648 | |
| 2 - | 34.881 | 88.2 | 48.429 | 85.3 | 25.325 | 111.5 | 1:48.635 | 8 - | 33.141 | 90.2 | 47.530 | 85.5 | 25.574 | 112.2 | 1:46.245 |
| 3 - | 33.348 | 89.5 | 48.792 | 77.0 | 26.220 | 112.0 | 1:48.360 | 9 - | 37.447 | 90.7 | 54.013 | 38.7 | 32.451 | 87.4 | 2:03.911 |
| 4 - | 33.826 | 84.7 | 48.326 | 85.4 | 27.982 | 80.2 | 1:50.134 | 10 - | 37.545 | 82.6 | 52.143 | 74.6 | 28.030 | 96.8 | 1:57.718 |
| 5 - | 43.689 | 69.2 | 57.841 | 53.2 | 36.392 | 70.3 | 2:17.922 | 11 - | 35.970 | 88.0 | 51.208 | 71.6 | 28.757 | 83.8 | 1:55.935 |
| 6 - | 42.675 | 48.0 | 1:00.840 | 58.7 | 29.077 | 110.6 | 2:12.592 | | | | | | | | |

Car 20 Transponder Not Working

Weather / Track : Cloudy / Dry

Brands Hatch GP

Circuit Length = 2.3009 miles

Start: 11:46 End: 12:08

Volkswagen Racing Cup

RACE 7 - ROUND 13 - BEST SECTOR TIMES

| SECTOR 1 | | | | SECTOR 2 | | | | SECTOR 3 | | | | IDEAL / BEST COMPARISON | | | |
|----------|----|-------------|--------|----------|-------------|--------|----|-------------|--------|-----|----|-------------------------|----------|----------|-------|
| POS | NO | NAME | TIME | NO | NAME | TIME | NO | NAME | TIME | POS | NO | NAME | IDEAL | BEST | DIFF |
| 1 | 53 | CHAPLIN | 32.052 | 1 | FULBROOK | 45.612 | 3 | TAYLOR | 24.602 | 1 | 1 | FULBROOK | 1:42.709 | 1:42.940 | 0.231 |
| 2 | 1 | FULBROOK | 32.122 | 69 | WALKER | 45.696 | 14 | FELIX | 24.734 | 2 | 3 | TAYLOR | 1:42.965 | 1:43.260 | 0.295 |
| 3 | 69 | WALKER | 32.352 | 42 | DZIURZYNSKI | 45.737 | 53 | CHAPLIN | 24.757 | 3 | 14 | FELIX | 1:42.984 | 1:43.211 | 0.227 |
| 4 | 14 | FELIX | 32.359 | 32 | GRIFFIN | 45.843 | 7 | SNAYLAM | 24.759 | 4 | 69 | WALKER | 1:43.025 | 1:43.104 | 0.079 |
| 5 | 3 | TAYLOR | 32.507 | 3 | TAYLOR | 45.856 | 42 | DZIURZYNSKI | 24.818 | 5 | 42 | DZIURZYNSKI | 1:43.153 | 1:43.153 | 0.000 |
| 6 | 32 | GRIFFIN | 32.555 | 14 | FELIX | 45.891 | 41 | DZIURZYNSKI | 24.890 | 6 | 53 | CHAPLIN | 1:43.225 | 1:43.225 | 0.000 |
| 7 | 9 | WYHINNY | 32.557 | 41 | DZIURZYNSKI | 46.055 | 32 | GRIFFIN | 24.912 | 7 | 32 | GRIFFIN | 1:43.310 | 1:43.566 | 0.256 |
| 8 | 42 | DZIURZYNSKI | 32.598 | 9 | WYHINNY | 46.353 | 1 | FULBROOK | 24.975 | 8 | 41 | DZIURZYNSKI | 1:43.722 | 1:43.930 | 0.208 |
| 9 | 33 | ELLIOTT | 32.734 | 40 | WINGROVE | 46.413 | 69 | WALKER | 24.977 | 9 | 7 | SNAYLAM | 1:44.047 | 1:44.521 | 0.474 |
| 10 | 41 | DZIURZYNSKI | 32.777 | 53 | CHAPLIN | 46.416 | 8 | MASON | 25.213 | 10 | 9 | WYHINNY | 1:44.399 | 1:44.536 | 0.137 |
| 11 | 7 | SNAYLAM | 32.807 | 7 | SNAYLAM | 46.481 | 99 | CLYNES | 25.325 | 11 | 40 | WINGROVE | 1:44.965 | 1:45.307 | 0.342 |
| 12 | 40 | WINGROVE | 32.962 | 60 | PETTIT | 46.865 | 9 | WYHINNY | 25.489 | 12 | 33 | ELLIOTT | 1:45.341 | 1:45.819 | 0.478 |
| 13 | 6 | WYHINNY | 33.002 | 6 | WYHINNY | 46.919 | 34 | GILHAM | 25.521 | 13 | 6 | WYHINNY | 1:45.453 | 1:45.734 | 0.281 |
| 14 | 99 | CLYNES | 33.141 | 33 | ELLIOTT | 46.927 | 6 | WYHINNY | 25.532 | 14 | 34 | GILHAM | 1:45.941 | 1:46.281 | 0.340 |
| 15 | 92 | WALSH | 33.163 | 34 | GILHAM | 47.091 | 40 | WINGROVE | 25.590 | 15 | 99 | CLYNES | 1:45.996 | 1:46.245 | 0.249 |
| 16 | 34 | GILHAM | 33.329 | 51 | ANDREWS | 47.296 | 33 | ELLIOTT | 25.680 | 16 | 92 | WALSH | 1:46.497 | 1:46.497 | 0.000 |
| 17 | 51 | ANDREWS | 33.589 | 8 | MASON | 47.364 | 51 | ANDREWS | 25.803 | 17 | 51 | ANDREWS | 1:46.688 | 1:47.300 | 0.612 |
| 18 | 44 | RILEY | 33.620 | 44 | RILEY | 47.460 | 92 | WALSH | 25.816 | 18 | 8 | MASON | 1:46.905 | 1:48.906 | 2.001 |
| 19 | 60 | PETTIT | 33.973 | 92 | WALSH | 47.518 | 44 | RILEY | 25.844 | 19 | 44 | RILEY | 1:46.924 | 1:47.695 | 0.771 |
| 20 | 24 | MORRIS | 33.999 | 99 | CLYNES | 47.530 | 24 | MORRIS | 25.990 | 20 | 60 | PETTIT | 1:47.250 | 1:48.192 | 0.942 |
| 21 | 75 | WENHAM | 34.245 | 24 | MORRIS | 47.973 | 60 | PETTIT | 26.412 | 21 | 24 | MORRIS | 1:47.962 | 1:47.996 | 0.034 |
| 22 | 8 | MASON | 34.328 | 75 | WENHAM | 49.690 | 75 | WENHAM | 26.470 | 22 | 75 | WENHAM | 1:50.405 | 1:50.548 | 0.143 |
| 23 | 20 | KURTON | | 20 | KURTON | | 20 | KURTON | | 23 | 20 | KURTON | | 1:49.686 | 0.000 |

| | |
|-------------|----------|
| Perfect Lap | 1:42.266 |
|-------------|----------|

Car 20 Transponder Not Working

Weather / Track : Cloudy / Dry

Brands Hatch GP
Circuit Length = 2.3009 miles
Start: 11:46 End: 12:08

Volkswagen Racing Cup

RACE 7 - ROUND 13 - SPEED TRAPS

| SECTOR 1 | | | | SECTOR 2 | | | FINISH LINE | | | |
|----------|----|-------------------|------|----------|-------------------|------|-------------|-------------------|-------|--|
| POS | NO | NAME | MPH | NO | NAME | MPH | NO | NAME | MPH | |
| 1 | 1 | Joe FULBROOK | 93.9 | 53 | Steve CHAPLIN | 88.8 | 42 | Alex DZIURZYNSKI | 115.3 | |
| 2 | 53 | Steve CHAPLIN | 93.7 | 40 | Nick WINGROVE | 88.1 | 1 | Joe FULBROOK | 114.7 | |
| 3 | 42 | Alex DZIURZYNSKI | 93.1 | 41 | Didge DZIURZYNSKI | 87.8 | 7 | Tim SNAYLAM | 114.3 | |
| 4 | 40 | Nick WINGROVE | 92.3 | 60 | Dominic PETTIT | 87.5 | 3 | Paul TAYLOR | 113.9 | |
| 5 | 41 | Didge DZIURZYNSKI | 92.3 | 9 | Peter WYHINNY | 87.4 | 41 | Didge DZIURZYNSKI | 113.7 | |
| 6 | 14 | Peter FELIX | 92.2 | 69 | James WALKER | 86.9 | 14 | Peter FELIX | 113.2 | |
| 7 | 3 | Paul TAYLOR | 91.3 | 3 | Paul TAYLOR | 86.6 | 53 | Steve CHAPLIN | 113.0 | |
| 8 | 8 | Aaron MASON | 91.2 | 14 | Peter FELIX | 86.3 | 8 | Aaron MASON | 112.8 | |
| 9 | 32 | Kieran GRIFFIN | 91.1 | 7 | Tim SNAYLAM | 85.9 | 32 | Kieran GRIFFIN | 112.4 | |
| 10 | 24 | Phil MORRIS | 90.9 | 99 | Mark CLYNES | 85.7 | 69 | James WALKER | 112.2 | |
| 11 | 6 | Paul WYHINNY | 90.8 | 33 | Simon ELLIOTT | 85.4 | 99 | Mark CLYNES | 112.2 | |
| 12 | 44 | Robin RILEY | 90.8 | 1 | Joe FULBROOK | 85.1 | 44 | Robin RILEY | 111.8 | |
| 13 | 7 | Tim SNAYLAM | 90.7 | 32 | Kieran GRIFFIN | 84.9 | 24 | Phil MORRIS | 111.5 | |
| 14 | 99 | Mark CLYNES | 90.7 | 6 | Paul WYHINNY | 84.7 | 34 | Tony GILHAM | 111.5 | |
| 15 | 33 | Simon ELLIOTT | 90.3 | 8 | Aaron MASON | 84.7 | 6 | Paul WYHINNY | 111.3 | |
| 16 | 69 | James WALKER | 90.3 | 42 | Alex DZIURZYNSKI | 84.4 | 51 | Simon ANDREWS | 110.9 | |
| 17 | 9 | Peter WYHINNY | 89.7 | 92 | Martyn WALSH | 83.2 | 9 | Peter WYHINNY | 110.4 | |
| 18 | 34 | Tony GILHAM | 89.5 | 34 | Tony GILHAM | 83.0 | 40 | Nick WINGROVE | 110.0 | |
| 19 | 92 | Martyn WALSH | 88.9 | 24 | Phil MORRIS | 81.3 | 92 | Martyn WALSH | 110.0 | |
| 20 | 51 | Simon ANDREWS | 88.8 | 44 | Robin RILEY | 81.2 | 33 | Simon ELLIOTT | 109.5 | |
| 21 | 60 | Dominic PETTIT | 88.4 | 51 | Simon ANDREWS | 79.4 | 60 | Dominic PETTIT | 109.3 | |
| 22 | 75 | Zoe WENHAM | 87.3 | 75 | Zoe WENHAM | 77.4 | 75 | Zoe WENHAM | 107.2 | |
| 23 | | | | | | | | | | |

Car 20 Transponder Not Working

Weather / Track : Cloudy / Dry

Brands Hatch GP

Circuit Length = 2.3009 miles

Start: 11:46 End: 12:08

Volkswagen Racing Cup

RACE 7 - ROUND 13 - POSITION CHART

| No | Name | Pos | Laps | | | | | | | | | | | |
|----|-------------------|-----|------|----|----|----|----|----|----|----|----|----|----|----|
| | | | 1 | 2 | 3 | 4 | 5 | 6 | 7 | 8 | 9 | 10 | 11 | |
| 53 | Steve CHAPLIN | 1 | 53 | 53 | 1 | 1 | 1 | 1 | 1 | 1 | 1 | 1 | 1 | 1 |
| 8 | Aaron MASON | 2 | 8 | 1 | 53 | 3 | 3 | 3 | 69 | 69 | 69 | 69 | 69 | 69 |
| 1 | Joe FULBROOK | 3 | 1 | 8 | 69 | 69 | 69 | 69 | 3 | 3 | 3 | 3 | 3 | 3 |
| 69 | James WALKER | 4 | 69 | 69 | 3 | 41 | 41 | 41 | 14 | 14 | 14 | 14 | 14 | 14 |
| 3 | Paul TAYLOR | 5 | 3 | 3 | 41 | 53 | 53 | 53 | 41 | 41 | 41 | 41 | 41 | 41 |
| 41 | Didge DZIURZYNSKI | 6 | 41 | 41 | 8 | 14 | 14 | 14 | 53 | 53 | 53 | 53 | 53 | 53 |
| 32 | Kieran GRIFFIN | 7 | 32 | 14 | 14 | 42 | 42 | 42 | 42 | 42 | 42 | 42 | 42 | 42 |
| 14 | Peter FELIX | 8 | 14 | 32 | 42 | 8 | 8 | 32 | 32 | 92 | 92 | 92 | 92 | 92 |
| 34 | Tony GILHAM | 9 | 34 | 42 | 34 | 34 | 34 | 92 | 92 | 9 | 9 | 7 | 9 | 9 |
| 42 | Alex DZIURZYNSKI | 10 | 42 | 34 | 32 | 32 | 32 | 6 | 6 | 7 | 7 | 9 | 7 | 7 |
| 92 | Martyn WALSH | 11 | 92 | 92 | 92 | 92 | 92 | 9 | 9 | 6 | 6 | 6 | 6 | 6 |
| 60 | Dominic PETTIT | 12 | 60 | 20 | 6 | 6 | 6 | 7 | 7 | 99 | 40 | 32 | 32 | 32 |
| 20 | Michael KURTON | 13 | 20 | 9 | 60 | 9 | 9 | 60 | 99 | 33 | 24 | 24 | 24 | 24 |
| 9 | Peter WYHINNY | 14 | 9 | 60 | 7 | 7 | 7 | 99 | 33 | 40 | 32 | 40 | 44 | 44 |
| 6 | Paul WYHINNY | 15 | 6 | 6 | 9 | 60 | 60 | 40 | 40 | 24 | 44 | 44 | 60 | 60 |
| 40 | Nick WINGROVE | 16 | 40 | 7 | 99 | 99 | 99 | 33 | 60 | 44 | 51 | 60 | 51 | 51 |
| 7 | Tim SNAYLAM | 17 | 7 | 99 | 40 | 40 | 40 | 24 | 24 | 60 | 60 | 51 | 40 | 40 |
| 99 | Mark CLYNES | 18 | 99 | 40 | 33 | 33 | 33 | 44 | 44 | 51 | 99 | 75 | 75 | 75 |
| 24 | Phil MORRIS | 19 | 24 | 24 | 24 | 24 | 24 | 51 | 51 | 32 | 75 | 99 | 99 | 99 |
| 44 | Robin RILEY | 20 | 44 | 33 | 44 | 44 | 44 | 75 | 75 | 75 | 8 | 8 | 8 | 8 |
| 51 | Simon ANDREWS | 21 | 51 | 44 | 51 | 51 | 51 | 8 | 8 | 8 | | | | |
| 33 | Simon ELLIOTT | 22 | 33 | 51 | 75 | 75 | 75 | | | | | | | |
| 75 | Zoe WENHAM | 23 | 75 | 75 | | | | | | | | | | |


Car 20 Transponder Not Working

Weather / Track : Cloudy / Dry

Brands Hatch GP
Circuit Length = 2.3009 miles
Start: 11:46 End: 12:08

Volkswagen Racing Cup

RACE 13 - ROUND 14 - GRID

| | | |
|--|---------------------|----------------------|
| ROW 13 | 21 Daniel WALKER | 50 Peter LETTINGA |
| ROW 12 | 20 Michael KURTON | 10 Martin CULLEY |
| ROW 11 | 33 Simon ELLIOTT | 34 Tony GILHAM |
| ROW 10 | 99 Mark CLYNES | 8 Aaron MASON |
| ROW 9 | 40 Nick WINGROVE | 75 Zoe WENHAM |
| ROW 8 | 60 Dominic PETTIT | 51 Simon ANDREWS |
| ROW 7 | 24 Phil MORRIS | 44 Robin RILEY |
| ROW 6 | 6 Paul WYHINNY | 32 Kieran GRIFFIN |
| ROW 5 | 9 Peter WYHINNY | 7 Tim SNAYLAM |
| ROW 4 | 42 Alex DZIURZYNSKI | 92 Martyn WALSH |
| ROW 3 | 69 James WALKER | 1 Joe FULBROOK |
| ROW 2 | 14 Peter FELIX | 3 Paul TAYLOR |
| ROW 1 | 53 Steve CHAPLIN | 41 Didge DZIURZYNSKI |
| Pole | | |
|  | | |

Brands Hatch GP
Circuit Length = 2.3009 miles

These results are provisional until the conclusion of any judicial and technical matters.

| | | |
|-------------------|--|--------------|
| Clerk of Course : | | Timekeeper : |
| | | |

Volkswagen Racing Cup

RACE 13 - ROUND 14 - CLASSIFICATION - AMENDED

| POS | NO | CL | DRIVER / TEAM | CAR | LAPS | TIME | GAP | DIFF | MPH | BEST | ON |
|----------------|----|----|--|------------------|------|-----------|-----------------|--------|-----------|------------|----|
| 1 | 1 | | Joe FULBROOK | Bora 1.8T | 11 | 21:55.450 | | | 69.26 | 1:57.570 | 7 |
| 2 | 60 | | Dominic PETTIT Racing Line | Golf MK5 GTI | 11 | 22:16.277 | 20.827 | 20.827 | 68.18 | 1:56.367 | 11 |
| 3 | 42 | | Alex DZIURZYNSKI West End Precision | Corrado | 11 | 22:29.368 | 33.918 | 13.091 | 67.52 | 1:58.402 | 10 |
| 4 | 92 | | Martyn WALSH AWM | Golf MK5 GTI | 11 | 22:54.364 | 58.914 | 24.996 | 66.29 | 2:02.031 | 8 |
| 5 | 3 | | Paul TAYLOR Father & Son Racing with Goblin Racing | Golf Mk5 R32 | 11 | 23:00.083 | 1:04.633 | 5.719 | 66.02 | 1:59.199 | 3 |
| 6 | 53 | | Steve CHAPLIN Complete Utilities | Beetle 3.2 RSI | 11 | 23:05.047 | 1:09.597 | 4.964 | 65.78 | 2:01.451 | 9 |
| 7 | 10 | | Martin CULLEY Father & Son Racing with Goblin Racing | Vento VR6 | 11 | 23:05.390 | 1:09.940 | 0.343 | 65.76 | 2:01.444 | 7 |
| 8 | 7 | | Tim SNAYLAM Comline /AWM | Golf MK5 GTI | 11 | 23:05.750 | 1:10.300 | 0.360 | 65.75 | 2:01.493 | 9 |
| 9 | 20 | | Michael KURTON Slidesports | Scirocco 2.0 R | 11 | 23:06.261 | 1:10.811 | 0.511 | 65.72 | 2:00.699 | 9 |
| 10 | 99 | | Mark CLYNES Slidesports | Golf MK5 GTI | 11 | 23:07.326 | 1:11.876 | 1.065 | 65.67 | 2:00.839 | 6 |
| 11 | 69 | | James WALKER KPM Racing | Golf MK5 GTI | 11 | 23:07.407 | 1:11.957 | 0.081 | 65.67 | 1:57.721 | 7 |
| 12 | 33 | | Simon ELLIOTT Volkswagen Racing | Caddy Van Racer | 11 | 23:24.636 | 1:29.186 | 17.229 | 64.86 | 2:03.219 | 9 |
| 13 | 51 | | Simon ANDREWS Racingline | Golf MK5 GTI DSG | 11 | 23:48.893 | 1:53.443 | 24.257 | 63.76 | 2:07.252 | 11 |
| 14 | 44 | | Robin RILEY | Beetle 3.2 RSI | 10 | 23:13.669 | 1 lap | 1 lap | 59.43 | 2:12.751 | 6 |
| 15 | 8 | | Aaron MASON Comline / AWM | Golf MK5 GTI | 10 | 23:14.745 | 1 lap | 1.076 | 59.38 | 2:02.381 | 4 |
| 16 | 34 | | Tony GILHAM Racing Line | Golf MK5 GTI | 10 | 23:16.898 | 1 lap | 2.153 | 59.29 | 2:00.931 | 9 |
| 17 | 9 | | Peter WYHINNY Volkswagen Racing | Seat 2.0 Cupra | 10 | 23:53.700 | 1 lap | 36.802 | 57.77 | 1:59.271 | 9 |
| 18 | 75 | | Zoe WENHAM KPM Racing | Polo 1.8T GTI | 9 | 22:31.977 | 2 laps | 1 lap | 55.14 | 2:20.737 | 7 |
| 19 | 24 | | Phil MORRIS Racing Line / Team Fuchs Titan Race | Golf MK5 GTI DSG | 9 | 23:12.022 | 2 laps | 40.045 | 53.55 | 2:12.022 | 2 |
| NOT CLASSIFIED | | | | | | | | | | | |
| DNF | 14 | | Peter FELIX 20Ten Racing | Golf GTI MK5 | 8 | 16:01.325 | 3 laps | 1 lap | 68.93 | 1:57.372 | 6 |
| DNF | 6 | | Paul WYHINNY Racing Line | Golf MK5 GTI | 7 | 23:32.810 | 4 laps | 1 lap | 41.04 | 2:18.754 | 4 |
| DNF | 41 | | Didge DZIURZYNSKI West End Precision | Golf MK2 | 4 | 8:07.291 | 7 laps | 3 laps | 67.99 | 1:58.927 | 4 |
| DNF | 40 | | Nick WINGROVE Slidesports | Golf MK5 GTI | 2 | 4:31.677 | 9 laps | 2 laps | 60.97 | 2:05.415 | 2 |
| DNF | 32 | | Kieran GRIFFIN Addison Lee / Slidesports | Scirocco 2.0 R | 2 | 4:32.038 | 9 laps | 0.361 | 60.89 | 2:04.551 | 2 |
| FASTEST LAP | | | | | | | | | | | |
| | 60 | | Dominic PETTIT Racing Line | Golf MK5 GTI | 11 | 1:56.367 | | | 71.18 mph | 114.55 kph | |

Car 69 penalised 1 minute and 3 points, driving in a manner incompatible with safety

Brands Hatch GP

Weather / Track : Rain / Wet

Circuit Length = 2.3009 miles

These results are provisional until the conclusion of any judicial and technical matters.

Start: 18:03 End: 18:27

| | | |
|-------------------|--|--------------|
| Clerk of Course : | | Timekeeper : |
|-------------------|--|--------------|

Volkswagen Racing Cup

RACE 13 - ROUND 14 - LAP CHART

| Lap 1 | | | Lap 2 | | | Lap 3 | | | Lap 4 | | | Lap 5 | | |
|-------|----------|------------|-------|----------|----------|-------|----------|------------|-------|----------|------------|-------|----------|------------|
| No | Behind | Laptime | No | Behind | Laptime | No | Behind | Laptime | No | Behind | Laptime | No | Behind | Laptime |
| 3 | | 2:07.176 | 3 | | 2:00.075 | 3 | | 1:59.199 | 1 | | 1:59.355 | 1 | | 1:59.246 |
| 41 | 0.563 | 2:07.739 | 41 | 0.795 | 2:00.307 | 1 | 0.339 | 1:58.475 | 41 | 1.147 | 1:58.927 | 14 | 2.620 | 1:59.171 |
| 14 | 2.006 | 2:09.182 | 1 | 1.063 | 1:58.888 | 41 | 1.914 | 2:00.318 | 14 | 2.695 | 1:58.585 | 69 | 2.947 | 1:58.847 |
| 1 | 2.250 | 2:09.426 | 14 | 2.909 | 2:00.978 | 14 | 3.804 | 2:00.094 | 69 | 3.346 | 1:58.307 | 3 | 15.593 | 2:07.602 |
| 69 | 3.675 | 2:10.851 | 69 | 3.831 | 2:00.231 | 69 | 4.733 | 2:00.101 | 3 | 7.237 | 2:06.931 | 75 | 1 LAP | 2:30.988 |
| 42 | 7.232 | 2:14.408 | 42 | 9.007 | 2:01.850 | 42 | 12.406 | 2:02.598 | 24 | 1 LAP | 3:24.825 P | 42 | 18.893 | 2:02.572 |
| 53 | 10.004 | 2:17.180 | 53 | 17.054 | 2:07.125 | 53 | 22.368 | 2:04.513 | 42 | 15.567 | 2:02.855 | 60 | 21.348 | 1:58.420 |
| 7 | 10.461 | 2:17.637 | 92 | 17.333 | 2:06.892 | 60 | 23.264 | 2:02.865 | 60 | 22.174 | 1:58.604 | 92 | 32.402 | 2:03.510 |
| 92 | 10.516 | 2:17.692 | 7 | 18.188 | 2:07.802 | 92 | 24.285 | 2:06.151 | 92 | 28.138 | 2:03.547 | 53 | 34.389 | 2:04.766 |
| 33 | 12.649 | 2:19.825 | 33 | 19.064 | 2:06.490 | 7 | 24.703 | 2:05.714 | 53 | 28.869 | 2:06.195 | 7 | 34.925 | 2:05.010 |
| 60 | 12.793 | 2:19.969 | 60 | 19.598 | 2:06.880 | 33 | 26.018 | 2:06.153 | 7 | 29.161 | 2:04.152 | 33 | 37.970 | 2:05.055 |
| 51 | 17.599 | 2:24.775 | 40 | 24.426 | 2:05.415 | 10 | 32.591 | 2:04.481 | 33 | 32.161 | 2:05.837 | 10 | 38.224 | 2:03.023 |
| 40 | 19.086 | 2:26.262 | 32 | 24.787 | 2:04.551 | 20 | 34.461 | 2:04.924 | 10 | 34.447 | 2:01.550 | 20 | 40.309 | 2:02.510 |
| 32 | 20.311 | 2:27.487 | 10 | 27.309 | 2:04.598 | 9 | 35.095 | 2:04.573 | 20 | 37.045 | 2:02.278 | 9 | 45.662 | 2:01.291 |
| 10 | 22.786 | 2:29.962 | 51 | 28.038 | 2:10.514 | 99 | 39.291 | 2:07.092 | 99 | 42.289 | 2:02.692 | 99 | 46.801 | 2:03.758 |
| 20 | 23.107 | 2:30.283 | 20 | 28.736 | 2:05.704 | 51 | 40.851 | 2:12.012 | 9 | 43.617 | 2:08.216 | 51 | 58.381 | 2:07.889 |
| 99 | 24.582 | 2:31.758 | 9 | 29.721 | 2:04.028 | 8 | 41.178 | 2:05.830 | 8 | 43.865 | 2:02.381 | 34 | 1 LAP | 2:03.859 |
| 9 | 25.768 | 2:32.944 | 99 | 31.398 | 2:06.891 | 34 | 1 LAP | 2:06.710 | 51 | 49.738 | 2:08.581 | 24 | 1 LAP | 3:27.961 P |
| 8 | 27.759 | 2:34.935 | 8 | 34.547 | 2:06.863 | 44 | 1:05.333 | 2:16.875 | 34 | 1 LAP | 2:04.962 | 44 | 1:39.630 | 2:15.002 |
| 24 | 31.486 | 2:38.662 | 24 | 43.433 | 2:12.022 | 6 | 1 LAP | 3:42.090 P | 44 | 1:23.874 | 2:18.235 | | | |
| 44 | 31.786 | 2:38.962 | 44 | 47.657 | 2:15.946 | 75 | 1:45.226 | 2:28.012 | 6 | 1 LAP | 2:12.297 | | | |
| 75 | 34.916 | 2:42.092 | 75 | 1:16.413 | 2:41.572 | | | | | | | | | |
| 6 | 1:57.016 | 4:04.192 P | | | | | | | | | | | | |

Weather / Track : Rain / Wet

Brands Hatch GP
Circuit Length = 2.3009 miles
Start: 18:03 End: 18:27

Volkswagen Racing Cup

RACE 13 - ROUND 14 - LAP CHART

| Lap 6 | | | Lap 7 | | | Lap 8 | | | Lap 9 | | | Lap 10 | | |
|-------|----------|----------|-------|----------|------------|-------|----------|------------|-------|----------|------------|--------|----------|----------|
| No | Behind | Laptime | No | Behind | Laptime | No | Behind | Laptime | No | Behind | Laptime | No | Behind | Laptime |
| 1 | | 1:58.304 | 1 | | 1:57.570 | 1 | | 1:58.031 | 1 | | 1:57.897 | 1 | | 2:00.073 |
| 14 | 1.688 | 1:57.372 | 14 | 1.770 | 1:57.652 | 14 | 2.030 | 1:58.291 | 69 | 13.391 | 2:08.794 | 69 | 11.592 | 1:58.274 |
| 69 | 2.458 | 1:57.815 | 69 | 2.609 | 1:57.721 | 69 | 2.494 | 1:57.916 | 60 | 25.570 | 2:00.325 | 75 | 2 LAPS | 2:24.401 |
| 6 | 2 LAPS | 2:18.754 | 60 | 24.012 | 1:59.724 | 24 | 2 LAPS | 2:15.962 | 42 | 31.705 | 2:01.044 | 60 | 22.645 | 1:57.148 |
| 3 | 20.829 | 2:03.540 | 8 | 1 LAP | 2:03.963 | 44 | 1 LAP | 2:17.612 | 24 | 2 LAPS | 2:18.345 | 42 | 30.034 | 1:58.402 |
| 42 | 21.199 | 2:00.610 | 42 | 28.127 | 2:04.498 | 60 | 23.142 | 1:57.161 | 44 | 1 LAP | 2:18.421 | 24 | 2 LAPS | 2:17.541 |
| 8 | 1 LAP | 3:35.406 | 3 | 33.295 | 2:10.036 | 42 | 28.558 | 1:58.462 | 8 | 1 LAP | 2:05.599 | 44 | 1 LAP | 2:14.736 |
| 60 | 21.858 | 1:58.814 | 92 | 42.416 | 2:02.165 | 8 | 1 LAP | 2:07.560 | 3 | 47.541 | 2:04.715 | 8 | 1 LAP | 2:08.493 |
| 92 | 37.821 | 2:03.723 | 53 | 47.476 | 2:03.669 | 3 | 40.723 | 2:05.459 | 92 | 50.846 | 2:02.327 | 92 | 53.972 | 2:03.199 |
| 53 | 41.377 | 2:05.292 | 7 | 47.946 | 2:03.551 | 92 | 46.416 | 2:02.031 | 53 | 55.986 | 2:01.451 | 3 | 54.246 | 2:06.778 |
| 7 | 41.965 | 2:05.344 | 10 | 48.790 | 2:01.444 | 53 | 52.432 | 2:02.987 | 7 | 56.549 | 2:01.493 | 53 | 57.736 | 2:01.823 |
| 10 | 44.916 | 2:04.996 | 20 | 51.782 | 2:03.798 | 7 | 52.953 | 2:03.038 | 10 | 57.123 | 2:01.838 | 7 | 58.321 | 2:01.845 |
| 33 | 45.260 | 2:05.594 | 99 | 53.594 | 2:01.828 | 10 | 53.182 | 2:02.423 | 20 | 58.312 | 2:00.699 | 10 | 58.636 | 2:01.586 |
| 20 | 45.554 | 2:03.549 | 33 | 1:05.368 | 2:17.678 | 20 | 55.510 | 2:01.759 | 99 | 59.843 | 2:00.996 | 20 | 59.218 | 2:00.979 |
| 99 | 49.336 | 2:00.839 | 34 | 1 LAP | 2:02.912 | 99 | 56.744 | 2:01.181 | 6 | 3 LAPS | 3:16.908 P | 99 | 1:00.629 | 2:00.859 |
| 9 | 52.110 | 2:04.752 | 51 | 1:17.770 | 2:07.419 | 33 | 1:11.616 | 2:04.279 | 33 | 1:16.938 | 2:03.219 | 6 | 3 LAPS | 2:09.526 |
| 75 | 1 LAP | 2:36.361 | 75 | 1 LAP | 2:25.205 | 34 | 1 LAP | 2:01.990 | 34 | 1 LAP | 2:01.587 | 34 | 1 LAP | 2:00.931 |
| 34 | 1 LAP | 2:01.762 | 6 | 2 LAPS | 3:27.830 P | 51 | 1:27.247 | 2:07.508 | 51 | 1:36.819 | 2:07.469 | 33 | 1:21.890 | 2:05.025 |
| 51 | 1:07.921 | 2:07.844 | | | | 75 | 1 LAP | 2:20.737 | 9 | 1 LAP | 2:04.523 | 51 | 1:44.376 | 2:07.630 |
| 24 | 1 LAP | 2:11.294 | | | | 9 | 1 LAP | 4:53.682 P | | | | 9 | 1 LAP | 1:59.271 |
| 44 | 1:54.077 | 2:12.751 | | | | | | | | | | | | |

Weather / Track : Rain / Wet

Brands Hatch GP
 Circuit Length = 2.3009 miles
 Start: 18:03 End: 18:27

Volkswagen Racing Cup

RACE 13 - ROUND 14 - LAP CHART

| Lap 11 | | |
|--------|----------|----------|
| No | Behind | Laptime |
| 1 | | 1:58.185 |
| 69 | 11.957 | 1:58.550 |
| 60 | 20.827 | 1:56.367 |
| 42 | 33.918 | 2:02.069 |
| 75 | 2 LAPS | 2:22.609 |
| 92 | 58.914 | 2:03.127 |
| 3 | 1:04.633 | 2:08.572 |
| 53 | 1:09.597 | 2:10.046 |
| 10 | 1:09.940 | 2:09.489 |
| 7 | 1:10.300 | 2:10.164 |
| 20 | 1:10.811 | 2:09.778 |
| 99 | 1:11.876 | 2:09.432 |
| 24 | 2 LAPS | 2:25.410 |
| 44 | 1 LAP | 2:25.129 |
| 8 | 1 LAP | 2:23.715 |
| 34 | 1 LAP | 2:01.779 |
| 33 | 1:29.186 | 2:05.481 |
| 51 | 1:53.443 | 2:07.252 |
| 9 | 1 LAP | 2:00.420 |

Weather / Track : Rain / Wet

Brands Hatch GP
Circuit Length = 2.3009 miles
Start: 18:03 End: 18:27

Volkswagen Racing Cup

RACE 13 - ROUND 14 - SECTOR ANALYSIS

| | | | | | | | | | | | | | | | |
|-----------|---|-------------|---------------|-------------|---------------|-----------------|-----------------|--------|---------------|-------------|---------------|---------------|---------------|-----------------|-----------------|
| 1 | Joe FULBROOK | | | | | | | | | | | | | | |
| 1 - | 77.2 | 54.481 | 67.1 | 28.669 | 105.0 | 2:09.426 | 7 - | 37.332 | 81.7 | 52.078 | 69.7 | 28.160 | 109.8 | 1:57.570 | |
| 2 - | 37.645 | 84.0 | 52.902 | 67.3 | 28.341 | 108.4 | 1:58.888 | 8 - | 37.343 | 81.8 | 52.135 | 68.6 | 28.553 | 109.1 | 1:58.031 |
| 3 - | 37.757 | 84.1 | 52.846 | 72.2 | 27.872 | 110.4 | 1:58.475 | 9 - | 37.444 | 85.2 | 52.049 | 66.8 | 28.404 | 109.5 | 1:57.897 |
| 4 - | 38.271 | 82.0 | 52.740 | 69.0 | 28.344 | 109.8 | 1:59.355 | 10 - | 37.660 | 82.4 | 53.873 | 65.9 | 28.540 | 109.1 | 2:00.073 |
| 5 - | 37.060 | 83.3 | 53.465 | 67.5 | 28.721 | 109.7 | 1:59.246 | 11 - | 37.376 | 82.6 | 52.229 | 68.8 | 28.580 | 108.2 | 1:58.185 |
| 6 - | 37.721 | 84.5 | 52.231 | 68.1 | 28.352 | 109.7 | 1:58.304 | | | | | | | | |
| 3 | Paul TAYLOR Father & Son Racing with Goblin Racing | | | | | | | | | | | | | | |
| 1 - | 81.4 | 54.206 | 67.9 | 28.762 | 101.7 | 2:07.176 | 7 - | 40.844 | 73.2 | 59.016 | 63.2 | 30.176 | 99.6 | 2:10.036 | |
| 2 - | 37.778 | 83.1 | 53.561 | 69.0 | 28.736 | 105.2 | 2:00.075 | 8 - | 39.425 | 75.8 | 56.518 | 63.4 | 29.516 | 99.4 | 2:05.459 |
| 3 - | 38.068 | 81.6 | 53.055 | 70.6 | 28.076 | 104.5 | 1:59.199 | 9 - | 39.336 | 75.8 | 56.121 | 65.3 | 29.258 | 101.7 | 2:04.715 |
| 4 - | 43.747 | 77.5 | 54.014 | 67.0 | 29.170 | 103.9 | 2:06.931 | 10 - | 38.964 | 76.3 | 57.233 | 64.2 | 30.581 | 91.6 | 2:06.778 |
| 5 - | 42.489 | 79.6 | 55.420 | 65.6 | 29.693 | 101.1 | 2:07.602 | 11 - | 41.328 | 73.3 | 57.252 | 62.8 | 29.992 | 93.3 | 2:08.572 |
| 6 - | 39.164 | 75.7 | 55.680 | 66.6 | 28.696 | 102.1 | 2:03.540 | | | | | | | | |
| 6 | Paul WYHINNY Racing Line | | | | | | | | | | | | | | |
| 1 - | 64.1 | 1:03.673 | 72.0 | In | | 4:04.192 P | 5 - | 41.307 | 67.9 | 1:00.073 | 42.5 | In | | 3:27.830 P | |
| 2 - | Out | 53.4 | 1:05.222 | 58.4 | In | 3:42.090 P | 6 - | Out | 73.3 | 59.854 | 59.2 | In | | 3:16.908 P | |
| 3 - | Out | 64.3 | 1:00.462 | 60.0 | 30.829 | 94.7 | 2:12.297 | 7 - | Out | 74.4 | 57.719 | 60.7 | 30.500 | 92.8 | 2:09.526 |
| 4 - | 40.976 | 73.7 | 1:06.303 | 54.2 | 31.475 | 93.5 | 2:18.754 | | | | | | | | |
| 7 | Tim SNAYLAM Comline /AWM | | | | | | | | | | | | | | |
| 1 - | 73.5 | 57.080 | 66.7 | 30.944 | 101.1 | 2:17.637 | 7 - | 39.318 | 75.9 | 54.865 | 65.3 | 29.368 | 106.7 | 2:03.551 | |
| 2 - | 41.981 | 76.8 | 56.381 | 65.9 | 29.440 | 101.8 | 2:07.802 | 8 - | 39.436 | 79.2 | 54.201 | 65.3 | 29.401 | 103.9 | 2:03.038 |
| 3 - | 40.499 | 75.7 | 55.895 | 67.5 | 29.320 | 104.4 | 2:05.714 | 9 - | 38.827 | 80.3 | 53.869 | 68.0 | 28.797 | 105.2 | 2:01.493 |
| 4 - | 39.378 | 79.5 | 55.256 | 68.5 | 29.518 | 103.6 | 2:04.152 | 10 - | 38.994 | 79.9 | 53.727 | 68.9 | 29.124 | 107.0 | 2:01.845 |
| 5 - | 40.686 | 68.9 | 55.502 | 65.7 | 28.822 | 106.7 | 2:05.010 | 11 - | 41.084 | 65.5 | 59.488 | 62.2 | 29.592 | 104.2 | 2:10.164 |
| 6 - | 39.668 | 79.8 | 57.003 | 67.2 | 28.673 | 105.5 | 2:05.344 | | | | | | | | |
| 8 | Aaron MASON Comline / AWM | | | | | | | | | | | | | | |
| 1 - | | | | | | 2:34.935 | 6 - | Out | | | | | | 2:03.963 | |
| 2 - | | | | | | 2:06.863 | 7 - | | | | | | | 2:07.560 | |
| 3 - | | | | | | 2:05.830 | 8 - | | | | | | | 2:05.599 | |
| 4 - | | | | | | 2:02.381 | 9 - | | | | | | | 2:08.493 | |
| 5 - | | | In | | In | 3:35.406 P | 10 - | | | | | | | 2:23.715 | |
| 9 | Peter WYHINNY Volkswagen Racing | | | | | | | | | | | | | | |
| 1 - | 74.5 | 1:03.073 | 53.7 | 35.356 | 94.1 | 2:32.944 | 6 - | 37.790 | 83.0 | 53.047 | 59.2 | 33.915 | 103.4 | 2:04.752 | |
| 2 - | 39.478 | 79.3 | 55.185 | 62.7 | 29.365 | 99.0 | 2:04.028 | 7 - | 37.482 | 83.0 | 1:08.660 | 36.7 | In | 4:53.682 P | |
| 3 - | 39.788 | 80.9 | 55.744 | 62.1 | 29.041 | 104.0 | 2:04.573 | 8 - | Out | 77.7 | 56.021 | 62.2 | 29.248 | 104.0 | 2:04.523 |
| 4 - | 38.268 | 80.9 | 55.961 | 65.9 | 33.987 | 102.5 | 2:08.216 | 9 - | 38.170 | 81.3 | 52.430 | 69.8 | 28.671 | 101.2 | 1:59.271 |
| 5 - | 38.634 | 77.4 | 53.741 | 67.6 | 28.916 | 104.5 | 2:01.291 | 10 - | 38.188 | 79.9 | 53.276 | 66.2 | 28.956 | 98.4 | 2:00.420 |
| 10 | Martin CULLEY Father & Son Racing with Goblin Racing | | | | | | | | | | | | | | |
| 1 - | 72.5 | 1:00.289 | 58.4 | 33.190 | 102.1 | 2:29.962 | 7 - | 38.685 | 79.9 | 53.967 | 67.9 | 28.792 | 107.4 | 2:01.444 | |
| 2 - | 39.747 | 77.7 | 55.117 | 64.3 | 29.734 | 105.7 | 2:04.598 | 8 - | 39.028 | 78.3 | 54.348 | 66.6 | 29.047 | 107.4 | 2:02.423 |
| 3 - | 38.595 | 82.4 | 56.536 | 63.5 | 29.350 | 106.2 | 2:04.481 | 9 - | 38.963 | 80.1 | 54.047 | 66.9 | 28.828 | 107.5 | 2:01.838 |
| 4 - | 37.840 | 80.2 | 54.563 | 68.7 | 29.147 | 106.5 | 2:01.550 | 10 - | 38.950 | 79.9 | 53.605 | 65.8 | 29.031 | 106.0 | 2:01.586 |
| 5 - | 38.800 | 76.3 | 55.049 | 60.2 | 29.174 | 106.4 | 2:03.023 | 11 - | 41.069 | 68.5 | 58.771 | 63.4 | 29.649 | 102.8 | 2:09.489 |
| 6 - | 39.139 | 81.1 | 56.042 | 63.5 | 29.815 | 103.2 | 2:04.996 | | | | | | | | |
| 14 | Peter FELIX 20Ten Racing | | | | | | | | | | | | | | |
| 1 - | 78.0 | 54.626 | 71.4 | 28.816 | 106.4 | 2:09.182 | 5 - | 37.544 | 83.0 | 53.292 | 69.5 | 28.335 | 106.7 | 1:59.171 | |
| 2 - | 38.700 | 80.8 | 53.660 | 68.3 | 28.618 | 106.5 | 2:00.978 | 6 - | 36.945 | 84.4 | 52.296 | 70.0 | 28.131 | 107.4 | 1:57.372 |
| 3 - | 37.994 | 79.0 | 53.789 | 69.7 | 28.311 | 105.8 | 2:00.094 | 7 - | 37.094 | 80.9 | 52.563 | 71.6 | 27.995 | 107.2 | 1:57.652 |
| 4 - | 37.356 | 82.2 | 52.924 | 70.6 | 28.305 | 106.0 | 1:58.585 | 8 - | 37.101 | 83.7 | 53.285 | 73.0 | 27.905 | 107.2 | 1:58.291 |
| 20 | Michael KURTON Slidesports | | | | | | | | | | | | | | |
| 1 - | 73.4 | 1:00.489 | 54.8 | 33.640 | 96.6 | 2:30.283 | 7 - | 40.032 | 80.1 | 54.745 | 65.3 | 29.021 | 104.5 | 2:03.798 | |
| 2 - | 39.967 | 81.0 | 56.331 | 64.3 | 29.406 | 98.8 | 2:05.704 | 8 - | 39.075 | 81.0 | 54.028 | 67.6 | 28.656 | 104.2 | 2:01.759 |

Weather / Track : Rain / Wet

Brands Hatch GP
Circuit Length = 2.3009 miles
Start: 18:03 End: 18:27

Volkswagen Racing Cup

RACE 13 - ROUND 14 - SECTOR ANALYSIS

| | | | | | | | | | | | | | | | | |
|-----------|-------------------------------------|---------------|---------------|-------------|---------------|--------------|------------|----------|---------------|-------------|-----------------|-------------|---------------|--------------|-----------------|-----------------|
| 3 - | 39.527 | 79.5 | 56.445 | 68.0 | 28.952 | 103.2 | 2:04.924 | 9 - | <i>38.329</i> | 80.1 | <i>53.761</i> | 67.3 | <i>28.609</i> | 106.4 | 2:00.699 | |
| 4 - | 38.421 | 79.7 | 55.076 | 68.9 | 28.781 | 103.7 | 2:02.278 | 10 - | 38.431 | 80.8 | 53.921 | <i>69.1</i> | 28.627 | 104.7 | 2:00.979 | |
| 5 - | 38.836 | 77.6 | 54.836 | 66.6 | 28.838 | <i>107.0</i> | 2:02.510 | 11 - | 40.774 | 68.3 | 59.280 | 59.9 | 29.724 | 103.9 | 2:09.778 | |
| 6 - | 38.461 | 78.7 | 55.803 | 63.2 | 29.285 | 101.8 | 2:03.549 | | | | | | | | | |
| 24 | Phil MORRIS | | | | | | | | | | | | | | | |
| | Racing Line / Team Fuchs Titan Race | | | | | | | | | | | | | | | |
| 1 - | 59.7 | 1:05.967 | 62.5 | 34.533 | 94.5 | 32.271 | 91.9 | 2:38.662 | 6 - | 41.940 | 68.8 | 1:01.669 | 60.8 | 32.353 | 87.4 | 2:15.962 |
| 2 - | <i>40.594</i> | 75.4 | <i>59.157</i> | <i>65.7</i> | 29.573 | <i>102.6</i> | 2:06.490 | 7 - | 43.097 | 67.2 | 1:02.062 | 65.6 | 33.186 | 86.0 | 2:18.345 | |
| 3 - | 42.783 | 69.8 | 1:03.220 | 62.5 | In | | 3:24.825 P | 8 - | 43.064 | 61.3 | 1:01.500 | 59.9 | 32.977 | 85.6 | 2:17.541 | |
| 4 - | Out | 67.1 | 1:03.731 | 63.0 | In | | 3:27.961 P | 9 - | 44.304 | 64.2 | 1:04.631 | 55.9 | 36.475 | 73.1 | 2:25.410 | |
| 5 - | Out | <i>79.6</i> | 59.574 | 61.5 | <i>32.080</i> | <i>95.9</i> | 2:11.294 | | | | | | | | | |
| 32 | Kieran GRIFFIN | | | | | | | | | | | | | | | |
| | Addison Lee / Slidesports | | | | | | | | | | | | | | | |
| 1 - | 69.3 | <i>54.727</i> | <i>72.6</i> | 44.130 | 88.9 | | 2:27.487 | 2 - | 39.380 | 77.9 | 56.222 | 67.8 | <i>28.949</i> | <i>105.0</i> | 2:04.551 | |
| 33 | Simon ELLIOTT | | | | | | | | | | | | | | | |
| | Volkswagen Racing | | | | | | | | | | | | | | | |
| 1 - | 70.9 | 57.837 | <i>69.9</i> | 29.756 | <i>102.6</i> | | 2:19.825 | 7 - | 39.570 | 80.8 | 54.663 | 67.6 | 43.445 | 87.6 | 2:17.678 | |
| 2 - | 40.058 | 81.7 | 56.859 | 66.8 | 29.573 | <i>102.6</i> | 2:06.490 | 8 - | 40.238 | 80.4 | <i>54.389</i> | 67.6 | 29.652 | 101.5 | 2:04.279 | |
| 3 - | 40.276 | 78.4 | 56.349 | 68.3 | 29.528 | 102.5 | 2:06.153 | 9 - | <i>38.465</i> | 82.2 | 55.083 | 64.4 | 29.671 | 99.9 | 2:03.219 | |
| 4 - | 39.188 | 82.4 | 56.762 | 66.4 | 29.887 | 101.1 | 2:05.837 | 10 - | 39.108 | <i>82.7</i> | 55.746 | 66.5 | 30.171 | 101.2 | 2:05.025 | |
| 5 - | 39.872 | 81.6 | 55.658 | 65.0 | <i>29.525</i> | 101.8 | 2:05.055 | 11 - | 38.848 | 79.8 | 55.969 | 62.9 | 30.664 | 95.1 | 2:05.481 | |
| 6 - | 39.606 | 80.7 | 55.454 | 66.1 | 30.534 | 98.3 | 2:05.594 | | | | | | | | | |
| 34 | Tony GILHAM | | | | | | | | | | | | | | | |
| | Racing Line | | | | | | | | | | | | | | | |
| 1 - | | | | | | | 4:50.406 | 6 - | | | | | | | | 2:02.912 |
| 2 - | | | | | | | 2:06.710 | 7 - | | | | | | | | 2:01.990 |
| 3 - | | | | | | | 2:04.962 | 8 - | | | | | | | | 2:01.587 |
| 4 - | | | | | | | 2:03.859 | 9 - | | | | | | | | 2:00.931 |
| 5 - | | | | | | | 2:01.762 | 10 - | | | | | | | | 2:01.779 |
| 40 | Nick WINGROVE | | | | | | | | | | | | | | | |
| | Slidesports | | | | | | | | | | | | | | | |
| 1 - | 68.1 | 1:00.043 | <i>67.7</i> | 30.687 | 101.5 | | 2:26.262 | 2 - | 40.240 | <i>78.7</i> | <i>55.625</i> | 67.4 | <i>29.550</i> | <i>104.7</i> | 2:05.415 | |
| 41 | Didge DZIURZYNSKI | | | | | | | | | | | | | | | |
| | West End Precision | | | | | | | | | | | | | | | |
| 1 - | 79.4 | 54.020 | 64.1 | 28.918 | 104.4 | | 2:07.739 | 3 - | 38.768 | 80.6 | 52.964 | <i>68.6</i> | 28.586 | <i>106.2</i> | 2:00.318 | |
| 2 - | 38.286 | <i>85.5</i> | 53.043 | 66.1 | 28.978 | 105.8 | 2:00.307 | 4 - | <i>37.905</i> | 84.0 | <i>52.766</i> | 67.9 | <i>28.256</i> | 105.8 | 1:58.927 | |
| 42 | Alex DZIURZYNSKI | | | | | | | | | | | | | | | |
| | West End Precision | | | | | | | | | | | | | | | |
| 1 - | 70.1 | 55.401 | <i>71.6</i> | 29.731 | 104.4 | | 2:14.408 | 7 - | 38.747 | 79.2 | 56.347 | 51.7 | 29.404 | 107.2 | 2:04.498 | |
| 2 - | 39.471 | 81.7 | 53.859 | 70.6 | 28.520 | 107.7 | 2:01.850 | 8 - | <i>37.636</i> | <i>86.6</i> | 52.766 | 70.7 | <i>28.060</i> | <i>108.8</i> | 1:58.462 | |
| 3 - | 38.723 | 82.8 | 55.041 | 66.4 | 28.834 | 107.9 | 2:02.598 | 9 - | 38.404 | 84.0 | 53.336 | 61.1 | 29.304 | 108.4 | 2:01.044 | |
| 4 - | 39.654 | 83.3 | 54.611 | 68.1 | 28.590 | 108.4 | 2:02.855 | 10 - | 37.874 | 83.2 | <i>52.310</i> | 70.5 | 28.218 | 106.5 | 1:58.402 | |
| 5 - | 38.921 | 79.2 | 55.352 | 69.0 | 28.299 | 107.2 | 2:02.572 | 11 - | 38.063 | 82.3 | 54.731 | 68.8 | 29.275 | 97.1 | 2:02.069 | |
| 6 - | 39.363 | 85.2 | 53.101 | 70.1 | 28.146 | <i>108.8</i> | 2:00.610 | | | | | | | | | |
| 44 | Robin RILEY | | | | | | | | | | | | | | | |
| 1 - | 67.4 | 1:08.587 | 58.3 | 35.438 | 76.6 | | 2:38.962 | 6 - | <i>41.453</i> | 72.7 | <i>1:00.287</i> | 62.2 | <i>31.011</i> | <i>92.4</i> | 2:12.751 | |
| 2 - | 43.558 | 73.3 | 1:00.538 | 62.4 | 31.850 | 86.7 | 2:15.946 | 7 - | 45.420 | 64.2 | 1:00.924 | <i>64.8</i> | 31.268 | 90.3 | 2:17.612 | |
| 3 - | 42.508 | <i>79.2</i> | 1:01.912 | 62.9 | 32.455 | 85.2 | 2:16.875 | 8 - | 42.406 | 73.5 | 1:01.568 | 55.4 | 34.447 | 88.7 | 2:18.421 | |
| 4 - | 43.363 | 69.5 | 1:02.889 | 58.3 | 31.983 | 91.1 | 2:18.235 | 9 - | 42.439 | 70.6 | 1:00.960 | 62.8 | 31.337 | 85.2 | 2:14.736 | |
| 5 - | 41.810 | 72.6 | 1:01.475 | 61.1 | 31.717 | 89.8 | 2:15.002 | 10 - | 45.298 | 55.4 | 1:06.368 | 50.2 | 33.463 | 75.5 | 2:25.129 | |
| 51 | Simon ANDREWS | | | | | | | | | | | | | | | |
| | Racingline | | | | | | | | | | | | | | | |
| 1 - | 68.1 | 1:00.261 | <i>65.3</i> | 31.152 | 94.9 | | 2:24.775 | 7 - | <i>39.781</i> | 78.7 | 57.270 | 62.1 | 30.368 | 99.3 | 2:07.419 | |
| 2 - | 40.916 | 77.0 | 57.623 | 59.3 | 31.975 | 90.1 | 2:10.514 | 8 - | 40.016 | 76.3 | 57.395 | 59.6 | 30.097 | 100.6 | 2:07.508 | |
| 3 - | 41.531 | 70.1 | 58.557 | 61.7 | 31.924 | 95.5 | 2:12.012 | 9 - | 40.306 | 78.8 | 57.038 | 60.6 | 30.125 | 100.9 | 2:07.469 | |
| 4 - | 41.263 | 78.3 | 57.108 | 60.0 | 30.210 | 100.8 | 2:08.581 | 10 - | 40.346 | 77.0 | 56.968 | 58.2 | 30.316 | 100.6 | 2:07.630 | |
| 5 - | 40.537 | 73.6 | 57.069 | 63.0 | 30.283 | 99.6 | 2:07.889 | 11 - | 40.224 | 77.0 | <i>56.942</i> | 59.9 | 30.086 | 98.5 | 2:07.252 | |
| 6 - | 40.350 | <i>79.6</i> | 57.511 | 61.7 | <i>29.983</i> | <i>101.1</i> | 2:07.844 | | | | | | | | | |
| 53 | Steve CHAPLIN | | | | | | | | | | | | | | | |
| | Complete Utilities | | | | | | | | | | | | | | | |
| 1 - | 72.2 | 58.015 | 67.8 | 31.129 | 101.4 | | 2:17.180 | 7 - | 39.354 | 80.4 | 55.032 | 66.6 | 29.283 | 105.4 | 2:03.669 | |

Weather / Track : Rain / Wet

Brands Hatch GP
Circuit Length = 2.3009 miles
Start: 18:03 End: 18:27

Volkswagen Racing Cup

RACE 13 - ROUND 14 - SECTOR ANALYSIS

| | | | | | | | | | | | | | | | | |
|-----------|-----------------------|-------------|-----------------|-------------|---------------|--------------|-----------------|--------------------|---------------|-------------|---------------|-------------|---------------|--------------|-----------------|--|
| 2 - | 40.191 | 82.4 | 56.473 | 62.2 | 30.461 | 102.1 | 2:07.125 | 8 - | 39.212 | 81.0 | 54.478 | 65.9 | 29.297 | 106.0 | 2:02.987 | |
| 3 - | 39.902 | 81.0 | 54.933 | 69.1 | 29.678 | 104.0 | 2:04.513 | 9 - | 38.509 | 77.9 | 54.063 | 69.2 | 28.879 | 106.4 | 2:01.451 | |
| 4 - | 39.634 | 80.4 | 55.822 | 67.0 | 30.739 | 101.7 | 2:06.195 | 10 - | 38.591 | 81.0 | 54.083 | 66.6 | 29.149 | 105.8 | 2:01.823 | |
| 5 - | 40.048 | 76.8 | 55.627 | 65.9 | 29.091 | 104.4 | 2:04.766 | 11 - | 41.196 | 66.7 | 59.207 | 65.7 | 29.643 | 102.5 | 2:10.046 | |
| 6 - | 39.427 | 78.5 | 57.047 | 71.1 | 28.818 | 106.0 | 2:05.292 | | | | | | | | | |
| 60 | Dominic PETTIT | | | | | | | Racing Line | | | | | | | | |
| 1 - | | 81.0 | 55.133 | 66.2 | 29.612 | 106.2 | 2:19.969 | 7 - | 38.309 | 85.4 | 53.265 | 71.5 | 28.150 | 105.5 | 1:59.724 | |
| 2 - | 37.942 | 81.8 | 53.644 | 72.9 | 35.294 | 106.2 | 2:06.880 | 8 - | 37.161 | 83.2 | 51.512 | 71.6 | 28.488 | 104.7 | 1:57.161 | |
| 3 - | 39.074 | 84.1 | 54.454 | 70.7 | 29.337 | 106.2 | 2:02.865 | 9 - | 38.258 | 83.1 | 53.602 | 68.7 | 28.465 | 105.0 | 2:00.325 | |
| 4 - | 37.374 | 82.8 | 52.198 | 75.1 | 29.032 | 103.9 | 1:58.604 | 10 - | 37.619 | 83.4 | 51.354 | 72.8 | 28.175 | 104.9 | 1:57.148 | |
| 5 - | 37.339 | 83.5 | 52.867 | 73.1 | 28.214 | 105.7 | 1:58.420 | 11 - | 36.874 | 85.3 | 51.220 | 72.6 | 28.273 | 105.2 | 1:56.367 | |
| 6 - | 37.473 | 84.5 | 53.057 | 67.6 | 28.284 | 107.2 | 1:58.814 | | | | | | | | | |
| 69 | James WALKER | | | | | | | KPM Racing | | | | | | | | |
| 1 - | | 73.2 | 54.983 | 70.1 | 28.398 | 104.0 | 2:10.851 | 7 - | 36.809 | 83.2 | 52.899 | 72.4 | 28.013 | 106.4 | 1:57.721 | |
| 2 - | 37.311 | 84.2 | 54.310 | 69.2 | 28.610 | 106.0 | 2:00.231 | 8 - | 36.845 | 84.8 | 52.983 | 68.9 | 28.088 | 106.5 | 1:57.916 | |
| 3 - | 37.642 | 76.3 | 54.300 | 70.9 | 28.159 | 104.4 | 2:00.101 | 9 - | 36.647 | 85.7 | 1:03.818 | 69.4 | 28.329 | 105.5 | 2:08.794 | |
| 4 - | 37.187 | 83.4 | 53.065 | 70.0 | 28.055 | 106.5 | 1:58.307 | 10 - | 36.712 | 80.6 | 53.258 | 69.7 | 28.304 | 103.9 | 1:58.274 | |
| 5 - | 37.332 | 79.4 | 53.434 | 63.8 | 28.081 | 105.8 | 1:58.847 | 11 - | 36.967 | 77.8 | 53.110 | 68.7 | 28.473 | 103.4 | 1:58.550 | |
| 6 - | 36.908 | 82.6 | 52.774 | 70.9 | 28.133 | 105.4 | 1:57.815 | | | | | | | | | |
| 75 | Zoe WENHAM | | | | | | | KPM Racing | | | | | | | | |
| 1 - | | 59.9 | 1:07.205 | 61.3 | 35.394 | 82.6 | 2:42.092 | 6 - | 44.180 | 68.3 | 1:07.569 | 61.4 | 33.456 | 85.6 | 2:25.205 | |
| 2 - | 43.188 | 71.3 | 1:03.382 | 58.1 | 55.002 | 71.5 | 2:41.572 | 7 - | 42.328 | 71.2 | 1:04.284 | 58.7 | 34.125 | 85.3 | 2:20.737 | |
| 3 - | 44.470 | 68.0 | 1:08.272 | 56.0 | 35.270 | 80.0 | 2:28.012 | 8 - | 43.673 | 64.6 | 1:06.752 | 60.3 | 33.976 | 78.5 | 2:24.401 | |
| 4 - | 43.267 | 68.4 | 1:11.631 | 58.3 | 36.090 | 82.7 | 2:30.988 | 9 - | 42.079 | 71.2 | 1:05.548 | 63.2 | 34.982 | 79.7 | 2:22.609 | |
| 5 - | 46.167 | 67.2 | 1:10.856 | 46.4 | 39.338 | 82.6 | 2:36.361 | | | | | | | | | |
| 92 | Martyn WALSH | | | | | | | AWM | | | | | | | | |
| 1 - | | 67.8 | 57.586 | 66.9 | 30.232 | 100.3 | 2:17.692 | 7 - | 38.749 | 80.1 | 54.626 | 69.5 | 28.790 | 103.9 | 2:02.165 | |
| 2 - | 40.014 | 79.9 | 56.940 | 66.2 | 29.938 | 101.7 | 2:06.892 | 8 - | 38.650 | 80.8 | 54.479 | 67.1 | 28.902 | 105.0 | 2:02.031 | |
| 3 - | 40.414 | 80.6 | 55.264 | 64.7 | 30.473 | 103.9 | 2:06.151 | 9 - | 38.988 | 81.9 | 54.381 | 72.5 | 28.958 | 105.4 | 2:02.327 | |
| 4 - | 39.046 | 79.7 | 55.204 | 67.5 | 29.297 | 104.5 | 2:03.547 | 10 - | 38.653 | 82.4 | 54.866 | 62.1 | 29.680 | 96.7 | 2:03.199 | |
| 5 - | 38.864 | 79.0 | 55.487 | 69.7 | 29.159 | 101.1 | 2:03.510 | 11 - | 39.110 | 81.1 | 54.755 | 66.2 | 29.262 | 101.4 | 2:03.127 | |
| 6 - | 39.018 | 81.0 | 55.514 | 67.4 | 29.191 | 103.9 | 2:03.723 | | | | | | | | | |
| 99 | Mark CLYNES | | | | | | | Slidesports | | | | | | | | |
| 1 - | | 71.6 | 59.898 | 61.5 | 33.299 | 92.1 | 2:31.758 | 7 - | 38.706 | 81.8 | 54.221 | 72.2 | 28.901 | 99.9 | 2:01.828 | |
| 2 - | 41.437 | 75.7 | 56.182 | 69.2 | 29.272 | 100.6 | 2:06.891 | 8 - | 38.774 | 80.0 | 53.642 | 73.7 | 28.765 | 99.9 | 2:01.181 | |
| 3 - | 39.547 | 74.3 | 57.627 | 62.8 | 29.918 | 100.9 | 2:07.092 | 9 - | 38.750 | 77.5 | 53.495 | 69.0 | 28.751 | 101.1 | 2:00.996 | |
| 4 - | 38.651 | 80.8 | 54.819 | 72.6 | 29.222 | 103.2 | 2:02.692 | 10 - | 38.535 | 79.6 | 53.789 | 71.2 | 28.535 | 101.8 | 2:00.859 | |
| 5 - | 39.523 | 76.4 | 55.422 | 66.1 | 28.813 | 103.9 | 2:03.758 | 11 - | 40.503 | 67.0 | 58.680 | 58.3 | 30.249 | 94.8 | 2:09.432 | |
| 6 - | 38.212 | 81.5 | 53.597 | 70.0 | 29.030 | 102.8 | 2:00.839 | | | | | | | | | |

Weather / Track : Rain / Wet

Brands Hatch GP
Circuit Length = 2.3009 miles
Start: 18:03 End: 18:27

Volkswagen Racing Cup

RACE 13 - ROUND 14 - BEST SECTOR TIMES

| SECTOR 1 | | | SECTOR 2 | | | SECTOR 3 | | | IDEAL / BEST COMPARISON | | | | | | |
|----------|----|-------------|----------|----|-------------|----------|----|-------------|-------------------------|-----|----|-------------|----------|----------|-------|
| POS | NO | NAME | TIME | NO | NAME | TIME | NO | NAME | TIME | POS | NO | NAME | IDEAL | BEST | DIFF |
| 1 | 69 | WALKER | 36.647 | 60 | PETTIT | 51.220 | 1 | FULBROOK | 27.872 | 1 | 60 | PETTIT | 1:56.244 | 1:56.367 | 0.123 |
| 2 | 60 | PETTIT | 36.874 | 1 | FULBROOK | 52.049 | 14 | FELIX | 27.905 | 2 | 1 | FULBROOK | 1:56.981 | 1:57.570 | 0.589 |
| 3 | 14 | FELIX | 36.885 | 14 | FELIX | 52.296 | 69 | WALKER | 28.013 | 3 | 14 | FELIX | 1:57.086 | 1:57.372 | 0.286 |
| 4 | 1 | FULBROOK | 37.060 | 42 | DZIURZYNSKI | 52.310 | 42 | DZIURZYNSKI | 28.060 | 4 | 69 | WALKER | 1:57.434 | 1:57.721 | 0.287 |
| 5 | 9 | WYHINNY | 37.482 | 9 | WYHINNY | 52.430 | 3 | TAYLOR | 28.076 | 5 | 42 | DZIURZYNSKI | 1:58.006 | 1:58.402 | 0.396 |
| 6 | 42 | DZIURZYNSKI | 37.636 | 41 | DZIURZYNSKI | 52.766 | 60 | PETTIT | 28.150 | 6 | 9 | WYHINNY | 1:58.583 | 1:59.271 | 0.688 |
| 7 | 3 | TAYLOR | 37.778 | 69 | WALKER | 52.774 | 41 | DZIURZYNSKI | 28.256 | 7 | 3 | TAYLOR | 1:58.909 | 1:59.199 | 0.290 |
| 8 | 10 | CULLEY | 37.840 | 3 | TAYLOR | 53.055 | 99 | CLYNES | 28.535 | 8 | 41 | DZIURZYNSKI | 1:58.927 | 1:58.927 | 0.000 |
| 9 | 41 | DZIURZYNSKI | 37.905 | 99 | CLYNES | 53.495 | 20 | KURTON | 28.609 | 9 | 10 | CULLEY | 2:00.237 | 2:01.444 | 1.207 |
| 10 | 99 | CLYNES | 38.212 | 10 | CULLEY | 53.605 | 9 | WYHINNY | 28.671 | 10 | 99 | CLYNES | 2:00.242 | 2:00.839 | 0.597 |
| 11 | 20 | KURTON | 38.329 | 7 | SNAYLAM | 53.727 | 7 | SNAYLAM | 28.673 | 11 | 20 | KURTON | 2:00.699 | 2:00.699 | 0.000 |
| 12 | 33 | ELLIOTT | 38.465 | 20 | KURTON | 53.761 | 92 | WALSH | 28.790 | 12 | 7 | SNAYLAM | 2:01.227 | 2:01.493 | 0.266 |
| 13 | 53 | CHAPLIN | 38.509 | 53 | CHAPLIN | 54.063 | 10 | CULLEY | 28.792 | 13 | 53 | CHAPLIN | 2:01.390 | 2:01.451 | 0.061 |
| 14 | 92 | WALSH | 38.650 | 92 | WALSH | 54.381 | 53 | CHAPLIN | 28.818 | 14 | 92 | WALSH | 2:01.821 | 2:02.031 | 0.210 |
| 15 | 7 | SNAYLAM | 38.827 | 33 | ELLIOTT | 54.389 | 32 | GRIFFIN | 28.949 | 15 | 33 | ELLIOTT | 2:02.379 | 2:03.219 | 0.840 |
| 16 | 32 | GRIFFIN | 39.177 | 32 | GRIFFIN | 54.727 | 33 | ELLIOTT | 29.525 | 16 | 32 | GRIFFIN | 2:02.853 | 2:04.551 | 1.698 |
| 17 | 40 | WINGROVE | 39.635 | 40 | WINGROVE | 55.625 | 40 | WINGROVE | 29.550 | 17 | 40 | WINGROVE | 2:04.810 | 2:05.415 | 0.605 |
| 18 | 51 | ANDREWS | 39.781 | 51 | ANDREWS | 56.942 | 51 | ANDREWS | 29.983 | 18 | 51 | ANDREWS | 2:06.706 | 2:07.252 | 0.546 |
| 19 | 24 | MORRIS | 40.594 | 6 | WYHINNY | 57.719 | 6 | WYHINNY | 30.500 | 19 | 6 | WYHINNY | 2:09.195 | 2:18.754 | 9.559 |
| 20 | 6 | WYHINNY | 40.976 | 24 | MORRIS | 59.157 | 44 | RILEY | 31.011 | 20 | 24 | MORRIS | 2:11.831 | 2:12.022 | 0.191 |
| 21 | 44 | RILEY | 41.453 | 44 | RILEY | 1:00.287 | 24 | MORRIS | 32.080 | 21 | 44 | RILEY | 2:12.751 | 2:12.751 | 0.000 |
| 22 | 75 | WENHAM | 42.079 | 75 | WENHAM | 1:03.382 | 75 | WENHAM | 33.456 | 22 | 75 | WENHAM | 2:18.917 | 2:20.737 | 1.820 |
| 23 | 8 | MASON | | 8 | MASON | | 8 | MASON | | 23 | 8 | MASON | | 2:02.381 | 0.000 |
| 24 | 34 | GILHAM | | 34 | GILHAM | | 34 | GILHAM | | 24 | 34 | GILHAM | | 2:00.931 | 0.000 |
| | | | | | | | | | | | | Perfect Lap | | 1:55.739 | |

Weather / Track : Rain / Wet

Brands Hatch GP
Circuit Length = 2.3009 miles
Start: 18:03 End: 18:27

Volkswagen Racing Cup

RACE 13 - ROUND 14 - SPEED TRAPS

| SECTOR 1 | | | | SECTOR 2 | | | FINISH LINE | | | |
|----------|----|-------------------|------|----------|-------------------|------|-------------|-------------------|-------|--|
| POS | NO | NAME | MPH | NO | NAME | MPH | NO | NAME | MPH | |
| 1 | 42 | Alex DZIURZYNSKI | 86.6 | 60 | Dominic PETTIT | 75.1 | 1 | Joe FULBROOK | 110.4 | |
| 2 | 69 | James WALKER | 85.7 | 99 | Mark CLYNES | 73.7 | 42 | Alex DZIURZYNSKI | 108.8 | |
| 3 | 41 | Didge DZIURZYNSKI | 85.5 | 14 | Peter FELIX | 73.0 | 10 | Martin CULLEY | 107.5 | |
| 4 | 60 | Dominic PETTIT | 85.4 | 32 | Kieran GRIFFIN | 72.6 | 14 | Peter FELIX | 107.4 | |
| 5 | 1 | Joe FULBROOK | 85.2 | 92 | Martyn WALSH | 72.5 | 60 | Dominic PETTIT | 107.2 | |
| 6 | 14 | Peter FELIX | 84.4 | 69 | James WALKER | 72.4 | 7 | Tim SNAYLAM | 107.0 | |
| 7 | 32 | Kieran GRIFFIN | 83.7 | 1 | Joe FULBROOK | 72.2 | 20 | Michael KURTON | 107.0 | |
| 8 | 3 | Paul TAYLOR | 83.1 | 6 | Paul WYHINNY | 72.0 | 69 | James WALKER | 106.5 | |
| 9 | 9 | Peter WYHINNY | 83.0 | 42 | Alex DZIURZYNSKI | 71.6 | 53 | Steve CHAPLIN | 106.4 | |
| 10 | 33 | Simon ELLIOTT | 82.7 | 53 | Steve CHAPLIN | 71.1 | 41 | Didge DZIURZYNSKI | 106.2 | |
| 11 | 10 | Martin CULLEY | 82.4 | 3 | Paul TAYLOR | 70.6 | 92 | Martyn WALSH | 105.4 | |
| 12 | 53 | Steve CHAPLIN | 82.4 | 33 | Simon ELLIOTT | 69.9 | 3 | Paul TAYLOR | 105.2 | |
| 13 | 92 | Martyn WALSH | 82.4 | 9 | Peter WYHINNY | 69.8 | 32 | Kieran GRIFFIN | 105.0 | |
| 14 | 99 | Mark CLYNES | 81.8 | 20 | Michael KURTON | 69.1 | 40 | Nick WINGROVE | 104.7 | |
| 15 | 20 | Michael KURTON | 81.0 | 7 | Tim SNAYLAM | 68.9 | 9 | Peter WYHINNY | 104.5 | |
| 16 | 7 | Tim SNAYLAM | 80.3 | 41 | Didge DZIURZYNSKI | 68.6 | 99 | Mark CLYNES | 103.9 | |
| 17 | 24 | Phil MORRIS | 79.6 | 10 | Martin CULLEY | 68.1 | 33 | Simon ELLIOTT | 102.6 | |
| 18 | 51 | Simon ANDREWS | 79.6 | 40 | Nick WINGROVE | 67.7 | 51 | Simon ANDREWS | 101.1 | |
| 19 | 44 | Robin RILEY | 79.2 | 24 | Phil MORRIS | 65.7 | 24 | Phil MORRIS | 95.9 | |
| 20 | 40 | Nick WINGROVE | 78.7 | 51 | Simon ANDREWS | 65.3 | 6 | Paul WYHINNY | 94.7 | |
| 21 | 6 | Paul WYHINNY | 74.4 | 44 | Robin RILEY | 64.8 | 44 | Robin RILEY | 92.4 | |
| 22 | 75 | Zoe WENHAM | 71.3 | 75 | Zoe WENHAM | 63.2 | 75 | Zoe WENHAM | 85.6 | |
| 23 | | | | | | | | | | |
| 24 | | | | | | | | | | |

Weather / Track : Rain / Wet

Brands Hatch GP
Circuit Length = 2.3009 miles
Start: 18:03 End: 18:27

Volkswagen Racing Cup

RACE 13 - ROUND 14 - POSITION CHART

| No | Name | Pos | Laps | | | | | | | | | | | |
|----|-------------------|-----|------|----|----|----|----|----|----|----|----|----|----|----|
| | | | 1 | 2 | 3 | 4 | 5 | 6 | 7 | 8 | 9 | 10 | 11 | |
| 3 | Paul TAYLOR | 1 | 3 | 3 | 3 | 1 | 1 | 1 | 1 | 1 | 1 | 1 | 1 | 1 |
| 41 | Didge DZIURZYNSKI | 2 | 41 | 41 | 1 | 41 | 14 | 14 | 14 | 14 | 14 | 69 | 69 | 69 |
| 14 | Peter FELIX | 3 | 14 | 1 | 41 | 14 | 69 | 69 | 69 | 69 | 60 | 60 | 60 | 60 |
| 1 | Joe FULBROOK | 4 | 1 | 14 | 14 | 69 | 3 | 3 | 60 | 60 | 42 | 42 | 42 | 42 |
| 69 | James WALKER | 5 | 69 | 69 | 69 | 3 | 42 | 42 | 42 | 42 | 3 | 92 | 92 | 92 |
| 42 | Alex DZIURZYNSKI | 6 | 42 | 42 | 42 | 42 | 60 | 60 | 3 | 3 | 92 | 3 | 3 | 3 |
| 53 | Steve CHAPLIN | 7 | 53 | 53 | 53 | 60 | 92 | 92 | 92 | 92 | 53 | 53 | 53 | 53 |
| 7 | Tim SNAYLAM | 8 | 7 | 92 | 60 | 92 | 53 | 53 | 53 | 53 | 7 | 7 | 7 | 10 |
| 92 | Martyn WALSH | 9 | 92 | 7 | 92 | 53 | 7 | 7 | 7 | 7 | 10 | 10 | 7 | 7 |
| 33 | Simon ELLIOTT | 10 | 33 | 33 | 7 | 7 | 33 | 10 | 10 | 10 | 20 | 20 | 20 | 20 |
| 60 | Dominic PETTIT | 11 | 60 | 60 | 33 | 33 | 10 | 33 | 20 | 20 | 99 | 99 | 99 | 99 |
| 51 | Simon ANDREWS | 12 | 51 | 40 | 10 | 10 | 20 | 20 | 99 | 99 | 33 | 33 | 33 | 33 |
| 40 | Nick WINGROVE | 13 | 40 | 32 | 20 | 20 | 9 | 99 | 33 | 33 | 51 | 51 | 51 | 51 |
| 32 | Kieran GRIFFIN | 14 | 32 | 10 | 9 | 99 | 99 | 9 | 51 | 51 | 44 | 44 | 44 | 44 |
| 10 | Martin CULLEY | 15 | 10 | 51 | 99 | 9 | 51 | 51 | 44 | 44 | 8 | 8 | 8 | 8 |
| 20 | Michael KURTON | 16 | 20 | 20 | 51 | 8 | 44 | 44 | 8 | 8 | 34 | 34 | 34 | 34 |
| 99 | Mark CLYNES | 17 | 99 | 9 | 8 | 51 | 8 | 8 | 34 | 34 | 9 | 9 | 9 | 9 |
| 9 | Peter WYHINNY | 18 | 9 | 99 | 44 | 44 | 75 | 34 | 75 | 9 | 75 | 75 | 75 | 75 |
| 8 | Aaron MASON | 19 | 8 | 8 | 75 | 75 | 34 | 75 | 9 | 75 | 24 | 24 | 24 | 24 |
| 24 | Phil MORRIS | 20 | 24 | 24 | 24 | 34 | 24 | 24 | 24 | 24 | 24 | 24 | 24 | 24 |
| 44 | Robin RILEY | 21 | 44 | 44 | 34 | 24 | 6 | 6 | 6 | 6 | 6 | 6 | 6 | 6 |
| 75 | Zoe WENHAM | 22 | 75 | 75 | 6 | 6 | 6 | 6 | 6 | 6 | 6 | 6 | 6 | 6 |
| 6 | Paul WYHINNY | 23 | 6 | 34 | 34 | 34 | 34 | 34 | 34 | 34 | 34 | 34 | 34 | 34 |
| | | 24 | 6 | 6 | 6 | 6 | 6 | 6 | 6 | 6 | 6 | 6 | 6 | 6 |

Weather / Track : Rain / Wet

Brands Hatch GP
 Circuit Length = 2.3009 miles
 Start: 18:03 End: 18:27