



# VOLKSWAGEN RACING CUP

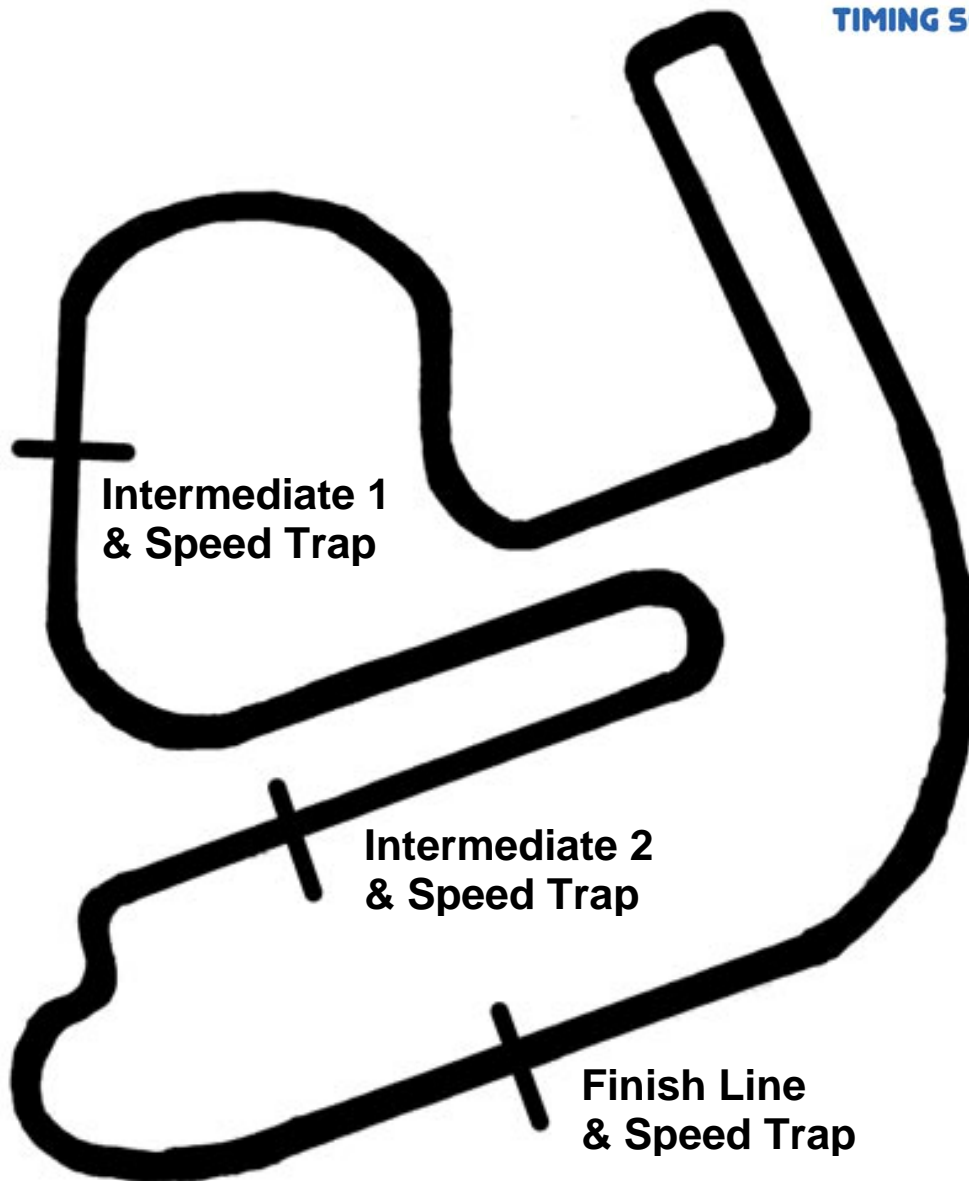
Round 5 & 6  
Rockingham International Sportscar

17th & 18th July 2010



Results Provided by Timing Solutions Ltd  
[www.tsl-timing.com](http://www.tsl-timing.com)

# ROCKINGHAM INTERNATIONAL SUPER SPORTS CAR CIRCUIT



Circuit Length:	1.9400 miles / 3122.1 metres
Intermediate 1:	1,718 metres
Intermediate 2:	2,524 metres
Pit In:	2,977 metres
Pit Out:	162 metres after Finish Line
Pit In – Pit Out	316 metres, @ 60kph = 18.9 seconds, @ 80kph = 14.2 seconds

# Volkswagen Racing Cup

## QUALIFYING - RACE 2 - ROUND 5 - CLASSIFICATION

POS	NO	CL	DRIVER / TEAM	CAR	TIME	ON	LAPS	GAP	DIFF	MPH
1	53		<b>Steve CHAPLIN</b> COMPLETE UTILITIES	BEETLE 3.2 RSI	<b>1:32.459</b>	12	12			75.53
2	8		<b>Aaron MASON</b> COMLINE / AWM	GOLF MK5 GTI	<b>1:32.581</b>	13	13	<b>0.122</b>	0.122	75.43
3	22		<b>Howard FULLER</b> RACINGLINE	GOLF MK5 GTI	<b>1:32.679</b>	9	12	<b>0.220</b>	0.098	75.35
4	69		<b>James WALKER</b> KPM RACING	GOLF MK5 GTI	<b>1:32.839</b>	4	11	<b>0.380</b>	0.160	75.22
5	3		<b>Paul TAYLOR</b> FATHER & SON RACING WITH TAYLOR HEATING	Golf MkV R32	<b>1:32.855</b>	4	11	<b>0.396</b>	0.016	75.21
6	68		<b>Sam EDWARDS</b> RACINGLINE	GOLF MK5 GTI	<b>1:32.916</b>	6	11	<b>0.457</b>	0.061	75.16
7	14		<b>Peter FELIX</b> 20TEN RACING	Golf GTI MK5	<b>1:33.007</b>	11	11	<b>0.548</b>	0.091	75.09
8	20		<b>Michael KURTON</b> SLIDESPORTS	SCIROCCO 2.0 R	<b>1:33.684</b>	8	12	<b>1.225</b>	0.677	74.54
9	92		<b>Martyn WALSH</b> AWM	GOLF MK5 GTI	<b>1:34.172</b>	9	11	<b>1.713</b>	0.488	74.16
10	7		<b>Tim SNAYLAM</b> COMLINE / AWM	GOLF MK5 GTI	<b>1:34.295</b>	12	12	<b>1.836</b>	0.123	74.06
11	9		<b>Peter WYHINNY</b> VOLKSWAGEN RACING	SEAT 2.0 CUPRA	<b>1:34.528</b>	11	12	<b>2.069</b>	0.233	73.88
12	21		<b>Daniel WALKER</b> KPM RACING	GOLF MK5 GTI	<b>1:34.667</b>	8	10	<b>2.208</b>	0.139	73.77
13	44		<b>Robin RILEY</b>	Beetle 3.2 RSI	<b>1:36.196</b>	10	10	<b>3.737</b>	1.529	72.60
14	99		<b>Mark CLYNES</b> SLIDESPORTS	GOLF MK5 GTI	<b>1:36.209</b>	8	12	<b>3.750</b>	0.013	72.59
15	33		<b>Simon ELLIOTT</b> VOLKSWAGEN RACING	CADDY VAN RACER	<b>1:36.309</b>	11	12	<b>3.850</b>	0.100	72.51
16	10		<b>Martyn CULLEY</b> FATHER & SON RACING WITH GOBLIN RACING	BEETLE 3.2 RSI	<b>1:36.803</b>	4	12	<b>4.344</b>	0.494	72.14
17	66		<b>Richard KINGSNORTH</b> ADREANALINE MOTORSPORT	GOLF MK5 R32	<b>1:37.038</b>	7	9	<b>4.579</b>	0.235	71.97
18	6		<b>Paul WYHINNY</b> RACINGLINE	GOLF MK4 1.8T	<b>1:37.215</b>	5	9	<b>4.756</b>	0.177	71.84
19	41		<b>Didge DZIURZYNSKI</b> WEST END PRECISION	GOLF MK4 2.0 16v	<b>1:37.833</b>	2	8	<b>5.374</b>	0.618	71.38
20	24		<b>Phil MORRIS</b> RACINGLINE / TEAM FUCHS TITAN RACE	GOLF MK5 GTI DSG	<b>1:37.917</b>	5	11	<b>5.458</b>	0.084	71.32
21	51		<b>Simon ANDREWS</b>	GOLF MK6 GTI DSG	<b>1:38.240</b>	9	11	<b>5.781</b>	0.323	71.09
22	2		<b>Darren BLUMSON</b> ADREANALINE MOTORSPORT	POLO 1.8T GTI	<b>1:38.301</b>	6	10	<b>5.842</b>	0.061	71.04
23	5		<b>Doug ROSS</b> MILESTONES MOTORSPORT	POLO 2.0	<b>1:39.469</b>	8	11	<b>7.010</b>	1.168	70.21
24	75		<b>Zoe WENHAM</b> KPM RACING	POLO 1.8T GTI	<b>1:39.668</b>	10	10	<b>7.209</b>	0.199	70.07
25	11		<b>Barrie CULLEY</b> FATHER & SON RACING WITH GOBLIN RACING	VENTO VR6	<b>1:40.082</b>	6	11	<b>7.623</b>	0.414	69.78

Weather / Track : Cloudy / Dry

These results are provisional until the conclusion of any judicial and technical matters.

Circuit Length = 1.9400 miles

Start: 11:07 End: 11:32

Clerk of Course :		Timekeeper :
-------------------	--	--------------

# Volkswagen Racing Cup

## QUALIFYING - RACE 2 - ROUND 5 - SECTOR ANALYSIS

<b>2</b>	<b>Darren BLUMSON</b>					<b>ADREANALINE MOTORSPORT</b>									
1-	Out	75.4	28.392	82.2	22.023	91.7	1:51.534	6-	52.150	85.2	<b>26.322</b>	88.1	<b>19.829</b>	92.7	<b>1:38.301</b>
2-	56.699	84.0	27.457	87.3	20.859	90.9	1:45.015	7-	52.189	83.4	28.577	72.8	In		1:40.344 P
3-	4:50.345	85.1	27.190	86.3	19.994	92.8	5:37.529	8-	Out	85.3	27.867	<b>88.9</b>	20.000	91.9	2:34.435
4-	<b>52.047</b>	<b>86.4</b>	26.538	88.7	20.060	93.2	1:38.645	9-	57.319	83.8	29.775	66.4	In		1:47.024 P
5-	52.143	86.0	26.480	88.7	19.920	<b>93.5</b>	1:38.543	10-	Out	84.2	26.605	86.6	20.075	91.8	2:58.700
<b>3</b>	<b>Paul TAYLOR</b>					<b>FATHER &amp; SON RACING WITH TAYLOR HEATING</b>									
1-	Out	77.0	27.734	88.5	19.238	96.1	1:48.720	7-	49.558	85.4	25.386	90.4	In		1:31.699 P
2-	49.688	87.3	25.172	90.1	18.750	97.4	1:33.610	8-	Out				<b>99.3</b>		2:43.216 D
3-	<b>6:27.449</b>	85.4	<b>26.164</b>	89.7	19.182	96.8	7:12.795	9-	49.354	88.2	25.450	<b>91.6</b>	18.847	97.7	1:33.651
4-	48.946	<b>88.5</b>	25.200	90.9	18.709	97.1	<b>1:32.855</b>	10-	48.942	87.8	25.472	90.2	18.860	97.5	1:33.274
5-	49.091	86.4	25.411	90.6	<b>18.653</b>	97.5	1:33.155	11-	49.596	87.5	25.411	90.6	19.000	98.1	1:34.007
6-	49.020	87.2	25.243	90.1	19.003	97.3	1:33.266								
<b>5</b>	<b>Doug ROSS</b>					<b>MILESTONES MOTORSPORT</b>									
1-	Out	75.7	29.503	82.4	21.937	88.3	1:51.997	7-	1:03.322	60.9	30.566	74.1	21.195	87.5	1:55.083
2-	55.374	81.7	27.217	83.4	20.629	88.9	1:43.220	8-	52.451	81.6	<b>26.548</b>	84.4	20.470	87.8	<b>1:39.469</b>
3-	4:36.405	81.7	27.084	<b>85.1</b>	20.925	86.8	5:24.414	9-	53.872	81.0	26.731	83.9	20.531	88.5	1:41.134
4-	52.614	79.6	26.591	83.5	20.662	88.1	1:39.867	10-	55.078	59.3	32.331	61.3	22.202	85.6	1:49.611
5-	53.010	81.8	27.087	81.2	<b>20.076</b>	89.1	1:40.173	11-	52.853	80.6	26.819	83.7	20.266	<b>89.4</b>	1:39.938
6-	<b>52.153</b>	<b>83.1</b>	27.057	83.0	22.307	73.5	1:41.517								
<b>6</b>	<b>Paul WYHINNY</b>					<b>RACINGLINE</b>									
1-	Out	64.5	30.765	78.7	21.908	83.1	1:55.214	6-	54.922	82.7	28.488	73.5	In		1:41.800 P
2-	58.913	76.0	28.872	<b>83.3</b>	20.391	87.3	1:48.176	7-	Out	84.4	26.400	78.7	19.898	89.5	5:17.454
3-	4:30.915	84.3	26.871	82.3	19.879	90.2	5:17.665	8-	51.439	84.5	27.191	82.8	19.685	89.8	1:38.315
4-	51.248	84.8	26.476	82.2	19.656	90.1	1:37.380	9-	51.321	83.8	<b>26.364</b>	82.2	19.702	89.2	1:37.387
5-	<b>51.132</b>	<b>84.9</b>	26.449	81.9	<b>19.634</b>	<b>90.3</b>	<b>1:37.215</b>								
<b>7</b>	<b>Tim SNAYLAM</b>					<b>COMLINE / AWM</b>									
1-	Out	69.7	31.235	80.0	21.878	89.8	1:54.931	7-	50.774	<b>86.9</b>	25.486	85.8	19.773	92.8	1:36.033
2-	58.774	77.7	28.061	82.2	21.240	91.5	1:48.075	8-	51.108	86.1	25.758	85.8	19.696	93.9	1:36.562
3-	4:31.336	83.6	26.744	73.2	21.098	92.6	5:19.178	9-	49.913	85.8	25.602	86.0	19.395	<b>94.9</b>	1:34.910
4-	1:05.244	82.5	26.636	86.5	20.565	92.1	1:52.445	10-	50.229	86.5	<b>25.415</b>	86.9	<b>19.081</b>	93.6	1:34.725
5-	53.399	86.4	27.000	76.6	20.274	92.6	1:40.673	11-	50.650	85.4	25.728	87.2	19.273	94.4	1:35.651
6-	51.113	81.2	26.158	85.6	20.104	92.6	1:37.375	12-	<b>49.742</b>	82.2	25.424	<b>88.8</b>	19.129	93.9	<b>1:34.295</b>
<b>8</b>	<b>Aaron MASON</b>					<b>COMLINE / AWM</b>									
1-	Out	72.2	31.245	83.7	24.780	71.3	1:55.866	8-	49.494	87.3	26.041	87.8	19.127	94.4	1:34.662
2-	53.461	82.2	26.679	85.9	19.922	93.1	1:40.062	9-	48.870	87.5	25.089	88.2	19.169	93.3	1:33.128
3-	4:37.031	88.0	25.147	88.7	19.306	93.6	5:21.484	10-	49.050	87.6	25.109	87.4	19.010	94.9	1:33.169
4-	48.905	88.0	25.395	88.0	<b>18.771</b>	94.5	1:33.071	11-	48.772	<b>88.8</b>	25.310	87.6	19.102	92.3	1:33.184
5-	48.880	88.1	<b>25.014</b>	88.3	19.146	95.5	1:33.040	12-	48.935	88.7	25.390	87.0	18.973	94.2	1:33.298
6-	49.326	88.3	25.114	<b>89.0</b>	19.125	92.3	1:33.565	13-	<b>48.633</b>	88.1	25.058	87.0	18.890	94.5	<b>1:32.581</b>
7-						<b>99.6</b>	1:01.745 D								
<b>9</b>	<b>Peter WYHINNY</b>					<b>VOLKSWAGEN RACING</b>									
1-	Out	79.2	27.689	85.1	20.983	91.7	1:51.962	7-	51.501	<b>88.1</b>	25.502	85.8	19.326	93.2	1:36.329
2-	54.522	81.9	26.259	86.6	19.705	93.2	1:40.486	8-	49.792	86.9	25.475	86.8	19.342	93.9	1:34.609
3-	4:52.708	83.5	26.831	76.2	20.027	93.3	5:39.566	9-	50.950	85.2	25.410	86.4	19.253	93.5	1:35.613
4-	51.447	87.4	25.292	<b>87.0</b>	<b>19.092</b>	<b>94.5</b>	1:35.831	10-	50.297	87.4	25.320	86.6	19.513	92.3	1:35.130
5-	50.203	88.0	<b>25.153</b>	86.6	19.246	93.1	1:34.602	11-	<b>49.742</b>	87.3	25.433	86.6	19.353	93.7	<b>1:34.528</b>
6-	57.784	87.3	29.887	50.7	19.961	93.6	1:47.632	12-	50.009	87.4	25.776	85.9	19.277	94.1	1:35.062
<b>10</b>	<b>Martyn CULLEY</b>					<b>FATHER &amp; SON RACING WITH GOBLIN RACING</b>									
1-	Out	78.7	28.048	<b>88.0</b>	20.365	91.8	1:49.582	7-	51.451	84.4	26.168	86.8	19.791	90.9	1:37.410
2-	52.345	82.1	26.685	87.3	20.304	92.4	1:39.334	8-	51.130	82.6	26.290	84.6	19.727	91.5	1:37.147
3-	4:56.662	83.6	26.024	85.9	19.745	91.5	5:42.431	9-	51.580	81.3	26.198	84.3	19.570	91.8	1:37.348
4-	51.432	83.8	<b>25.709</b>	87.7	19.662	91.8	<b>1:36.803</b>	10-	<b>51.121</b>	83.9	26.425	86.3	19.718	91.8	1:37.264
5-	51.199	82.1	26.171	84.4	19.770	92.2	1:37.140	11-	51.176	81.4	26.002	85.6	20.182	87.2	1:37.360
6-	52.419	83.6	25.981	87.3	<b>19.523</b>	91.8	1:37.923	12-					<b>96.6</b>		1:17.145 D

Weather / Track : Cloudy / Dry

Circuit Length = 1.9400 miles  
Start: 11:07 End: 11:32

# Volkswagen Racing Cup

## QUALIFYING - RACE 2 - ROUND 5 - SECTOR ANALYSIS

<b>11</b>	<b>Barrie CULLEY</b>					<b>FATHER &amp; SON RACING WITH GOBLIN RACING</b>									
1 -	Out 69.5	29.251	79.5	22.436	82.9	1:58.691	7 -	54.343	78.0	28.121	85.1	20.463	92.1	1:42.927	
2 -	1:00.090	72.6	28.720	81.2	20.831	89.4	1:49.641	8 -	53.950	75.4	27.190	80.3	20.858	90.6	1:41.998
3 -	4:37.463	77.9	28.036	82.8	20.547	92.8	5:26.046	9 -	1:04.108	64.4	33.169	72.5	22.572	80.4	1:59.849
4 -	54.991	78.4	27.607	85.7	<b>20.053</b>	91.7	1:42.651	10 -	54.957	72.0	28.082	79.5	20.915	91.7	1:43.954
5 -	55.196	<b>81.6</b>	27.835	<b>86.6</b>	20.157	<b>93.2</b>	1:43.188	11 -	<b>52.881</b>	77.2	26.976	85.7	20.283	92.3	1:40.140
6 -	53.424	81.3	<b>26.544</b>	<b>86.6</b>	20.114	90.4	<b>1:40.082</b>								
<b>14</b>	<b>Peter FELIX</b>					<b>20TEN RACING</b>									
1 -	Out 65.0	29.068	75.5	20.489	96.0	1:47.653	7 -	49.877	86.7	25.502	86.3	19.034	97.5	1:34.413	
2 -	53.976	85.6	26.765	86.0	19.750	97.8	1:40.491	8 -	50.005	73.1	27.594	66.6	In	1:34.502 P	
3 -	5:22.938	84.6	25.760	85.9	19.254	95.5	6:07.952	9 -	Out 85.3	26.122	86.0	19.199	98.3	3:25.672	
4 -	49.892	87.5	<b>25.264</b>	87.4	18.909	<b>99.6</b>	1:34.065	10 -	49.156	87.7	25.291	<b>87.6</b>	18.900	99.0	1:33.347
5 -	49.592	88.5	25.324	86.5	18.985	99.0	1:33.901	11 -	<b>48.748</b>	<b>88.8</b>	25.457	86.8	<b>18.802</b>	98.5	<b>1:33.007</b>
6 -	49.307	85.4	25.552	87.0	19.059	98.3	1:33.918								
<b>20</b>	<b>Michael KURTON</b>					<b>SLIDESPORTS</b>									
1 -	Out 67.7	28.922	84.0	20.804	92.3	1:52.647	7 -	49.638	88.5	25.360	86.8	19.096	94.4	1:34.094	
2 -	53.006	84.1	28.015	78.7	21.650	92.8	1:42.671	8 -	49.417	88.1	25.289	87.8	18.978	95.1	<b>1:33.684</b>
3 -	4:41.522	83.2	27.277	78.5	20.151	93.3	5:28.950	9 -	49.716	88.1	<b>25.201</b>	<b>88.0</b>	19.410	95.1	1:34.327
4 -	49.878	89.1	25.211	87.3	<b>18.903</b>	<b>95.2</b>	1:33.992	10 -	49.794	88.5	25.422	86.3	19.202	93.5	1:34.418
5 -	51.231	82.4	25.760	86.9	20.013	94.1	1:37.004	11 -	<b>49.394</b>	<b>89.7</b>	25.290	86.5	19.141	94.9	1:33.825
6 -	52.790	80.7	25.875	87.8	19.212	93.1	1:37.877	12 -	56.417	64.5	28.673	87.4	19.878	78.8	1:44.968
<b>21</b>	<b>Daniel WALKER</b>					<b>KPM RACING</b>									
1 -	Out 71.7	29.316	86.0	20.801	90.9	8:23.659	6 -	49.955	86.3	25.551	87.8	19.243	95.3	1:34.749	
2 -	52.570	87.0	25.840	<b>88.5</b>	19.370	93.7	1:37.780	7 -	49.677	85.9	26.104	88.1	19.580	94.8	1:35.361
3 -	50.985	<b>87.2</b>	<b>25.414</b>	88.3	19.416	92.6	1:35.815	8 -	<b>49.478</b>	86.6	25.884	88.1	19.305	94.5	<b>1:34.667</b>
4 -	50.943	81.3	25.598	87.6	19.257	93.9	1:35.798	9 -	50.103	85.6	25.486	87.7	<b>19.119</b>	<b>95.5</b>	1:34.708
5 -	50.324	85.6	25.674	87.3	19.502	94.6	1:35.500	10 -	49.716	86.7	25.885	86.9	19.206	93.5	1:34.807
<b>22</b>	<b>Howard FULLER</b>					<b>RACINGLINE</b>									
1 -	Out 79.2	28.744	79.4	20.142	94.5	1:48.920	7 -	55.403	82.8	26.227	87.6	<b>18.852</b>	94.6	1:40.482	
2 -	51.494	86.5	26.282	87.2	20.175	94.9	1:37.951	8 -	49.439	88.7	25.191	88.8	19.010	<b>95.9</b>	1:33.640
3 -	5:03.303	86.1	26.355	84.8	19.656	94.6	5:49.314	9 -	<b>48.802</b>	89.0	24.979	88.5	18.898	94.8	<b>1:34.679</b>
4 -	49.896	87.3	26.482	82.8	18.993	95.5	1:35.371	10 -	49.176	88.3	26.409	76.3	19.052	95.2	1:34.637
5 -	48.898	89.1	<b>24.940</b>	<b>89.4</b>	19.155	95.6	1:32.993	11 -	50.398	76.8	27.807	82.6	18.946	94.6	1:37.151
6 -	52.560	<b>89.4</b>	25.253	88.8	19.040	94.9	1:36.853	12 -	48.917	88.5	26.309	79.4	20.334	80.1	1:35.560
<b>24</b>	<b>Phil MORRIS</b>					<b>RACINGLINE / TEAM FUCHS TITAN RACE</b>									
1 -	Out 75.1	30.297	82.3	21.854	93.3	1:54.264	7 -	53.271	84.9	26.694	88.4	19.974	93.3	1:39.939	
2 -	58.964	80.6	27.841	<b>89.0</b>	20.795	94.8	1:47.600	8 -	54.360	83.4	26.672	88.9	19.848	94.0	1:40.880
3 -	4:38.826	82.3	27.259	86.7	20.729	93.3	5:26.814	9 -	52.777	84.2	26.745	88.7	19.582	94.6	1:39.104
4 -	53.398	83.1	<b>26.282</b>	88.7	20.679	95.2	1:40.359	10 -	52.122	83.8	26.287	<b>89.0</b>	19.527	<b>95.3</b>	1:37.936
5 -	<b>51.928</b>	<b>85.2</b>	26.594	88.1	<b>19.395</b>	94.8	<b>1:37.917</b>	11 -	53.331	84.1	27.381	88.8	20.187	82.8	1:40.899
6 -	52.166	82.6	26.603	88.7	19.524	93.7	1:38.293								
<b>33</b>	<b>Simon ELLIOTT</b>					<b>VOLKSWAGEN RACING</b>									
1 -	Out 71.5	30.782	75.7	21.841	91.9	1:53.740	7 -	<b>50.728</b>	83.1	26.139	84.0	20.061	91.1	1:36.928	
2 -	58.400	77.0	27.864	84.9	21.075	<b>92.7</b>	1:47.339	8 -	51.167	82.6	25.872	84.5	20.097	91.3	1:37.136
3 -	4:35.355	81.4	28.339	66.8	20.783	92.2	5:24.477	9 -	51.601	83.8	25.915	84.3	19.880	91.9	1:37.396
4 -	53.225	80.2	26.856	85.4	21.009	91.5	1:41.090	10 -	50.941	82.1	<b>25.847</b>	84.8	19.691	91.7	1:36.479
5 -	50.911	83.6	25.850	<b>85.5</b>	19.712	<b>92.7</b>	1:36.473	11 -	50.895	82.6	25.904	84.8	<b>19.510</b>	91.8	<b>1:36.309</b>
6 -	50.796	83.0	25.957	84.9	19.810	92.2	1:36.563	12 -	51.138	<b>84.3</b>	27.067	74.2	20.035	90.7	1:38.240
<b>41</b>	<b>Didge DZIURZYNSKI</b>					<b>WEST END PRECISION</b>									
1 -	Out 79.0	27.278	88.2	20.401	93.9	1:46.092	5 -	53.371	81.6	27.303	86.6	20.065	<b>94.6</b>	1:40.739	
2 -	51.822	<b>84.8</b>	<b>26.274</b>	<b>90.0</b>	<b>19.737</b>	<b>94.6</b>	<b>1:37.833</b>	6 -	52.176	80.3	27.106	86.3	20.019	90.3	1:39.301
3 -	<b>6:05.197</b>	81.0	26.903	87.5	19.938	93.7	6:52.038	7 -	54.708	82.1	29.438	74.2	21.106	91.9	1:45.252
4 -					94.4		1:10.809 D	8 -	52.519	82.7	28.274	65.9	In		1:40.176 P

Weather / Track : Cloudy / Dry

Circuit Length = 1.9400 miles  
Start: 11:07 End: 11:32

# Volkswagen Racing Cup

## QUALIFYING - RACE 2 - ROUND 5 - SECTOR ANALYSIS

<b>44</b>	<b>Robin RILEY</b>															
1 -	Out	65.9	29.941	80.0	22.205	90.9	1:54.980	6 -	52.503	80.9	26.403	86.9	20.256	93.5	1:39.162	
2 -	6:09.098	76.2	31.444	79.0	20.347	93.2	7:00.889	7 -	54.176	81.8	27.696	84.4	In		1:39.702 P	
3 -	52.387	81.1	26.723	87.4	20.418	93.5	1:39.528	8 -	Out	84.4	26.139	<b>88.1</b>	19.941	93.7	2:53.511	
4 -	53.503	81.2	26.543	87.5	20.205	92.7	1:40.251	9 -	51.089	<b>85.6</b>	<b>25.932</b>	87.8	19.445	<b>94.2</b>	1:36.466	
5 -	52.583	82.5	26.608	87.2	20.048	93.7	1:39.239	10 -	<b>50.834</b>	84.5	25.936	88.0	<b>19.426</b>	93.7	<b>1:36.196</b>	
<b>51</b>	<b>Simon ANDREWS</b>															
1 -	Out	71.0	29.618	81.0	22.254	89.0	1:52.948	7 -	52.957	84.3	26.523	86.3	20.388	91.8	1:39.868	
2 -	56.281	80.6	26.744	87.2	20.577	92.4	1:43.602	8 -	53.143	84.3	26.177	87.3	20.101	92.1	1:39.421	
3 -	4:50.997	83.2	26.591	84.2	21.274	91.1	5:38.862	9 -	<b>52.511</b>	<b>85.6</b>	<b>25.786</b>	87.5	<b>19.943</b>	<b>93.1</b>	<b>1:38.240</b>	
4 -	57.454	81.1	27.118	81.2	22.083	79.2	1:46.655	10 -	52.832	83.3	26.180	<b>87.7</b>	20.510	85.4	1:39.522	
5 -	54.175	83.7	26.416	87.2	20.236	91.7	1:40.827	11 -	54.066	84.4	26.121	86.7	20.973	75.8	1:41.160	
6 -	53.600	84.6	26.868	87.4	21.017	86.1	1:41.485									
<b>53</b>	<b>Steve CHAPLIN</b>											<b>COMPLETE UTILITIES</b>				
1 -	Out	82.3	28.932	85.2	19.759	94.1	1:48.960	7 -	49.514	85.8	25.313	87.5	19.224	95.6	1:34.051	
2 -	51.595	83.3	26.630	86.0	20.135	93.1	1:38.360	8 -	49.022	88.9	25.127	88.3	<b>18.819</b>	95.9	1:32.968	
3 -	5:03.280	85.3	25.944	87.2	19.341	95.3	5:48.565	9 -	48.751	89.6	25.427	87.5	18.923	95.5	1:33.101	
4 -	49.546	89.0	25.001	87.8	19.299	95.1	1:33.846	10 -	1:04.510	64.3	36.559	52.8	In		2:00.284 P	
5 -	49.087	<b>90.0</b>	25.404	<b>88.4</b>	19.974	<b>96.1</b>	1:34.465	11 -	Out	88.0	25.360	87.2	19.201	94.8	2:06.546	
6 -	49.480	88.3	25.275	87.5	19.125	95.3	1:33.880	12 -	<b>48.637</b>	88.8	<b>24.881</b>	88.2	18.941	95.6	<b>1:32.459</b>	
<b>66</b>	<b>Richard KINGSNORTH</b>											<b>ADREANALINE MOTORSPORT</b>				
1 -	Out	73.9	27.633	81.0	21.352	89.8	1:54.522	6 -	52.330	79.7	<b>26.327</b>	84.0	19.669	91.2	1:38.326	
2 -	54.641	80.0	27.004	83.5	20.410	91.1	1:42.055	7 -	<b>50.629</b>	84.4	26.435	<b>84.3</b>	19.974	<b>91.4</b>	<b>1:37.038</b>	
3 -	9:07.190	76.6	28.070	70.4	20.613	91.3	9:55.873	8 -	50.649	<b>85.2</b>	26.540	83.5	20.211	90.8	1:37.400	
4 -	51.892	81.6	26.614	83.5	<b>19.548</b>	<b>91.4</b>	1:38.054	9 -	50.971	84.1	26.338	82.5	In		1:36.670 P	
5 -	51.252	80.4	26.623	83.6	19.881	91.2	1:37.756									
<b>68</b>	<b>Sam EDWARDS</b>											<b>RACINGLINE</b>				
1 -	Out	81.2	26.363	87.0	20.978	91.8	1:43.638	7 -						<b>98.7</b>	1:03.784 D	
2 -	51.378	86.7	26.795	86.4	19.460	92.4	1:37.633	8 -	<b>48.952</b>	<b>88.9</b>	25.165	88.2	18.897	94.8	1:33.014	
3 -	4:37.975	81.6	25.986	86.5	In		5:21.644 P	9 -	49.453	88.3	24.922	87.6	19.261	93.7	1:33.636	
4 -	Out	88.4	25.053	88.1	18.970	93.9	2:57.446	10 -	49.764	87.6	25.054	88.1	In		1:31.942 P	
5 -	49.065	88.8	25.180	87.3	19.020	93.6	1:33.265	11 -	Out	87.5	25.287	<b>88.4</b>	19.463	85.5	2:06.429	
6 -	49.219	88.2	<b>24.879</b>	87.7	<b>18.818</b>	93.6	<b>1:32.916</b>									
<b>69</b>	<b>James WALKER</b>											<b>KPM RACING</b>				
1 -	Out	79.9	27.155	87.3	20.447	93.3	1:45.317	7 -	49.462	86.1	25.234	86.8	In		1:29.922 P	
2 -	51.046	81.1	24.862	<b>89.0</b>	20.075	92.3	1:35.983	8 -	Out	87.7	24.907	87.2	19.042	<b>93.5</b>	3:11.059	
3 -	4:28.537	85.2	24.826	87.5	19.377	<b>93.5</b>	5:12.740	9 -	49.366	87.4	24.952	87.2	<b>18.918</b>	93.2	1:33.236	
4 -	49.225	86.3	<b>24.646</b>	87.4	18.968	92.9	<b>1:32.839</b>	10 -	49.578	<b>87.8</b>	24.835	88.2	19.114	92.9	1:33.527	
5 -	49.237	87.4	24.831	87.2	18.996	<b>93.5</b>	1:33.064	11 -	49.367	87.4	25.076	86.7	18.921	92.9	1:33.364	
6 -	<b>49.200</b>	86.9	24.842	87.3	19.070	<b>93.5</b>	1:33.112									
<b>75</b>	<b>Zoe WENHAM</b>											<b>KPM RACING</b>				
1 -	Out	76.6	29.387	75.7	23.008	85.4	1:52.480	6 -	53.461	<b>83.5</b>	26.772	86.7	21.435	89.1	1:41.668	
2 -	57.174	71.1	27.754	80.7	21.922	89.2	1:46.850	7 -	54.615	78.7	27.289	83.2	21.259	89.2	1:43.163	
3 -	5:00.143	73.8	27.994	81.6	21.739	90.2	5:49.876	8 -	53.680	80.5	27.575	81.6	In		1:41.437 P	
4 -	57.384	79.9	27.865	84.2	21.847	90.2	1:47.096	9 -	Out	81.0	<b>26.625</b>	85.9	20.724	91.7	3:21.525	
5 -	54.766	81.6	27.219	84.2	20.995	92.3	1:42.980	10 -	<b>52.003</b>	81.9	27.260	<b>88.2</b>	<b>20.405</b>	<b>92.7</b>	<b>1:39.668</b>	
<b>92</b>	<b>Martyn WALSH</b>											<b>AWM</b>				
1 -	Out	65.9	30.630	73.7	21.501	90.6	1:56.024	7 -	<b>49.304</b>	86.6	25.486	87.6	19.499	92.7	1:34.289	
2 -	58.467	52.4	29.897	86.8	19.676	89.2	1:48.040	8 -	50.352	86.4	25.459	87.7	<b>19.376</b>	93.2	1:35.187	
3 -	4:16.494	79.8	29.361	71.2	20.139	94.4	5:05.994	9 -	49.349	<b>87.6</b>	<b>25.413</b>	87.3	19.410	93.1	<b>1:34.172</b>	
4 -	54.126	82.5	26.752	76.6	20.951	92.7	1:41.829	10 -	52.981	83.3	26.915	86.8	In		1:36.989 P	
5 -	50.032	86.7	25.688	<b>88.2</b>	19.581	<b>95.6</b>	1:35.301	11 -	Out	84.7	26.080	88.1	19.434	92.9	2:14.027	
6 -	50.989	84.6	26.205	85.9	19.662	94.2	1:36.856									

Weather / Track : Cloudy / Dry

Circuit Length = 1.9400 miles  
Start: 11:07 End: 11:32

# Volkswagen Racing Cup

## QUALIFYING - RACE 2 - ROUND 5 - SECTOR ANALYSIS

99	Mark CLYNES							SLIDESPORTS							
1 -	Out	69.3	28.806	84.9	22.464	90.1	1:54.349	7 -	51.903	83.3	25.717	88.0	19.291	94.4	1:36.911
2 -	55.129	79.1	26.924	88.2	20.295	93.5	1:42.348	8 -	<b>50.993</b>	<b>84.8</b>	25.851	88.5	19.365	94.2	<b>1:36.209</b>
3 -	4:40.332	79.3	26.538	85.5	20.162	94.1	5:27.032	9 -	51.731	83.4	<b>25.688</b>	88.5	19.237	<b>94.6</b>	1:36.656
4 -	53.318	80.9	27.171	85.5	19.809	94.1	1:40.298	10 -	51.453	83.4	26.094	88.3	19.405	93.3	1:36.952
5 -	52.502	82.6	25.890	<b>88.9</b>	19.472	94.1	1:37.864	11 -	53.125	82.3	26.116	88.7	<b>19.084</b>	94.0	1:38.325
6 -	52.219	81.5	26.190	87.5	19.411	94.0	1:37.820	12 -	58.171	70.2	28.813	85.5	In		1:44.973 P

# Volkswagen Racing Cup

## QUALIFYING - RACE 2 - ROUND 5 - BEST SECTOR TIMES

SECTOR 1				SECTOR 2				SECTOR 3				IDEAL / BEST COMPARISON			
POS	NO	NAME	TIME	NO	NAME	TIME	NO	NAME	TIME	POS	NO	NAME	IDEAL	BEST	DIFF
1	8	MASON	48.633	69	WALKER	24.646	3	TAYLOR	18.653	1	53	CHAPLIN	1:32.337	1:32.459	0.122
2	53	CHAPLIN	48.637	68	EDWARDS	24.879	8	MASON	18.771	2	8	MASON	1:32.418	1:32.581	0.163
3	14	FELIX	48.748	53	CHAPLIN	24.881	14	FELIX	18.802	3	3	TAYLOR	1:32.548	1:32.855	0.307
4	22	FULLER	48.802	22	FULLER	24.940	68	EDWARDS	18.818	4	22	FULLER	1:32.594	1:32.679	0.085
5	3	TAYLOR	48.900	3	TAYLOR	24.995	53	CHAPLIN	18.819	5	68	EDWARDS	1:32.649	1:32.916	0.267
6	68	EDWARDS	48.952	8	MASON	25.014	22	FULLER	18.852	6	69	WALKER	1:32.764	1:32.839	0.075
7	69	WALKER	49.200	9	WYHINNY	25.153	20	KURTON	18.903	7	14	FELIX	1:32.814	1:33.007	0.193
8	92	WALSH	49.304	20	KURTON	25.201	69	WALKER	18.918	8	20	KURTON	1:33.498	1:33.684	0.186
9	20	KURTON	49.394	14	FELIX	25.264	7	SNAYLAM	19.081	9	9	WYHINNY	1:33.987	1:34.528	0.541
10	21	WALKER	49.478	92	WALSH	25.413	99	CLYNES	19.084	10	21	WALKER	1:34.011	1:34.667	0.656
11	7	SNAYLAM	49.742	21	WALKER	25.414	9	WYHINNY	19.092	11	92	WALSH	1:34.093	1:34.172	0.079
12	9	WYHINNY	49.742	7	SNAYLAM	25.415	21	WALKER	19.119	12	7	SNAYLAM	1:34.238	1:34.295	0.057
13	66	KINGSNORTH	50.629	99	CLYNES	25.688	92	WALSH	19.376	13	99	CLYNES	1:35.765	1:36.209	0.444
14	33	ELLIOTT	50.728	10	CULLEY	25.709	24	MORRIS	19.395	14	33	ELLIOTT	1:36.085	1:36.309	0.224
15	44	RILEY	50.834	51	ANDREWS	25.786	44	RILEY	19.426	15	44	RILEY	1:36.192	1:36.196	0.004
16	99	CLYNES	50.993	33	ELLIOTT	25.847	33	ELLIOTT	19.510	16	10	CULLEY	1:36.353	1:36.803	0.450
17	10	CULLEY	51.121	44	RILEY	25.932	10	CULLEY	19.523	17	66	KINGSNORTH	1:36.504	1:37.038	0.534
18	6	WYHINNY	51.132	41	DZIURZYNSKI	26.274	66	KINGSNORTH	19.548	18	6	WYHINNY	1:37.130	1:37.215	0.085
19	41	DZIURZYNSKI	51.629	24	MORRIS	26.282	6	WYHINNY	19.634	19	24	MORRIS	1:37.605	1:37.917	0.312
20	24	MORRIS	51.928	2	BLUMSON	26.322	41	DZIURZYNSKI	19.737	20	41	DZIURZYNSKI	1:37.640	1:37.833	0.193
21	75	WENHAM	52.003	66	KINGSNORTH	26.327	2	BLUMSON	19.829	21	2	BLUMSON	1:38.198	1:38.301	0.103
22	2	BLUMSON	52.047	6	WYHINNY	26.364	51	ANDREWS	19.943	22	51	ANDREWS	1:38.240	1:38.240	0.000
23	5	ROSS	52.153	11	CULLEY	26.544	11	CULLEY	20.053	23	5	ROSS	1:38.777	1:39.469	0.692
24	51	ANDREWS	52.511	5	ROSS	26.548	5	ROSS	20.076	24	75	WENHAM	1:39.033	1:39.668	0.635
25	11	CULLEY	52.881	75	WENHAM	26.625	75	WENHAM	20.405	25	11	CULLEY	1:39.478	1:40.082	0.604
													Perfect Lap		1:31.932

Weather / Track : Cloudy / Dry

Circuit Length = 1.9400 miles  
Start: 11:07 End: 11:32

# Volkswagen Racing Cup

## QUALIFYING - RACE 2 - ROUND 5 - SPEED TRAPS


SECTOR 1				SECTOR 2			FINISH LINE			
POS	NO	NAME	MPH	NO	NAME	MPH	NO	NAME	MPH	
1	53	Steve CHAPLIN	90.0	3	Paul TAYLOR	91.6	8	Aaron MASON	99.6	
2	20	Michael KURTON	89.7	41	Didge DZIURZYNSKI	90.0	14	Peter FELIX	99.6	
3	22	Howard FULLER	89.4	22	Howard FULLER	89.4	3	Paul TAYLOR	99.3	
4	68	Sam EDWARDS	88.9	8	Aaron MASON	89.0	68	Sam EDWARDS	98.7	
5	8	Aaron MASON	88.8	24	Phil MORRIS	89.0	10	Martyn CULLEY	96.6	
6	14	Peter FELIX	88.8	69	James WALKER	89.0	53	Steve CHAPLIN	96.1	
7	3	Paul TAYLOR	88.5	2	Darren BLUMSON	88.9	22	Howard FULLER	95.9	
8	9	Peter WYHINNY	88.1	99	Mark CLYNES	88.9	92	Martyn WALSH	95.6	
9	69	James WALKER	87.8	7	Tim SNAYLAM	88.8	21	Daniel WALKER	95.5	
10	92	Martyn WALSH	87.6	21	Daniel WALKER	88.5	24	Phil MORRIS	95.3	
11	21	Daniel WALKER	87.2	53	Steve CHAPLIN	88.4	20	Michael KURTON	95.2	
12	7	Tim SNAYLAM	86.9	68	Sam EDWARDS	88.4	7	Tim SNAYLAM	94.9	
13	2	Darren BLUMSON	86.4	75	Zoe WENHAM	88.2	41	Didge DZIURZYNSKI	94.6	
14	44	Robin RILEY	85.6	92	Martyn WALSH	88.2	99	Mark CLYNES	94.6	
15	51	Simon ANDREWS	85.6	44	Robin RILEY	88.1	9	Peter WYHINNY	94.5	
16	24	Phil MORRIS	85.2	10	Martyn CULLEY	88.0	44	Robin RILEY	94.2	
17	66	Richard KINGSNORTH	85.2	20	Michael KURTON	88.0	2	Darren BLUMSON	93.5	
18	6	Paul WYHINNY	84.9	51	Simon ANDREWS	87.7	69	James WALKER	93.5	
19	10	Martyn CULLEY	84.8	14	Peter FELIX	87.6	11	Barrie CULLEY	93.2	
20	41	Didge DZIURZYNSKI	84.8	9	Peter WYHINNY	87.0	51	Simon ANDREWS	93.1	
21	99	Mark CLYNES	84.8	11	Barrie CULLEY	86.6	33	Simon ELLIOTT	92.7	
22	33	Simon ELLIOTT	84.3	33	Simon ELLIOTT	85.5	75	Zoe WENHAM	92.7	
23	75	Zoe WENHAM	83.5	5	Doug ROSS	85.1	66	Richard KINGSNORTH	91.4	
24	5	Doug ROSS	83.1	66	Richard KINGSNORTH	84.3	6	Paul WYHINNY	90.3	
25	11	Barrie CULLEY	81.6	6	Paul WYHINNY	83.3	5	Doug ROSS	89.4	

Weather / Track : Cloudy / Dry

Circuit Length = 1.9400 miles  
Start: 11:07 End: 11:32

# Volkswagen Racing Cup

## RACE 2 - ROUND 5 - GRID

ROW 13		1:40.082 11 Barrie CULLEY
ROW 12	1:39.668 75 Zoe WENHAM	1:39.469 5 Doug ROSS
ROW 11	1:38.301 2 Darren BLUMSON	1:38.240 51 Simon ANDREWS
ROW 10	1:37.917 24 Phil MORRIS	1:37.833 41 Didge DZIURZYNSKI
ROW 9	1:37.215 6 Paul WYHINNY	1:37.038 66 Richard KINGSNORTH
ROW 8	1:36.803 10 Martyn CULLEY	1:36.309 33 Simon ELLIOTT
ROW 7	1:36.209 99 Mark CLYNES	1:36.196 44 Robin RILEY
ROW 6	1:34.667 21 Daniel WALKER	1:34.528 9 Peter WYHINNY
ROW 5	1:34.295 7 Tim SNAYLAM	1:34.172 92 Martyn WALSH
ROW 4	1:33.684 20 Michael KURTON	1:33.007 14 Peter FELIX
ROW 3	1:32.916 68 Sam EDWARDS	1:32.855 3 Paul TAYLOR
ROW 2	1:32.839 69 James WALKER	1:32.679 22 Howard FULLER
ROW 1	1:32.581 8 Aaron MASON	1:32.459 53 Steve CHAPLIN
<b>Pole</b>		
		

Circuit Length = 1.9400 miles

Clerk of Course :		Timekeeper :
-------------------	--	--------------

# Volkswagen Racing Cup

## RACE 2 - ROUND 5 - CLASSIFICATION

POS	NO	CL	DRIVER / TEAM	CAR	LAPS	TIME	GAP	DIFF	MPH	BEST	ON
1	53		<b>Steve CHAPLIN</b> COMPLETE UTILITIES	BEETLE 3.2 RSI	10	15:40.261			74.27	1:32.895	4
2	8		<b>Aaron MASON</b> COMLINE / AWM	GOLF MK5 GTI	10	15:40.734	0.473	0.473	74.23	1:32.405	5
3	14		<b>Peter FELIX</b> 20TEN RACING	Golf GTI MK5	10	15:45.784	5.523	5.050	73.84	1:32.908	3
4	3		<b>Paul TAYLOR</b> FATHER & SON RACING WITH TAYLOR HEATING	Golf MkV R32	10	15:46.336	6.075	0.552	73.79	1:32.989	4
5	20		<b>Michael KURTON</b> SLIDESPORTS	SCIROCCO 2.0 R	10	15:49.312	9.051	2.976	73.56	1:33.252	4
6	21		<b>Daniel WALKER</b> KPM RACING	GOLF MK5 GTI	10	15:52.197	11.936	2.885	73.34	1:33.364	4
7	22		<b>Howard FULLER</b> RACINGLINE	GOLF MK5 GTI	10	15:52.753	12.492	0.556	73.30	1:32.886	8
8	68		<b>Sam EDWARDS</b> RACINGLINE	GOLF MK5 GTI	10	15:57.576	17.315	4.823	72.93	1:33.010	3
9	7		<b>Tim SNAYLAM</b> COMLINE / AWM	GOLF MK5 GTI	10	15:58.070	17.809	0.494	72.89	1:33.668	3
10	92		<b>Martyn WALSH</b> AWM	GOLF MK5 GTI	10	16:01.250	20.989	3.180	72.65	1:34.515	4
11	6		<b>Paul WYHINNY</b> RACINGLINE	GOLF MK4 1.8T	10	16:23.331	43.070	22.081	71.02	1:35.830	4
12	66		<b>Richard KINGSNORTH</b> ADREANALINE MOTORSPORT	GOLF MK5 R32	10	16:25.326	45.065	1.995	70.87	1:36.449	8
13	69		<b>James WALKER</b> KPM RACING	GOLF MK5 GTI	10	16:29.687	49.426	4.361	70.56	1:34.611	2
14	99		<b>Mark CLYNES</b> SLIDESPORTS	GOLF MK5 GTI	10	16:33.142	52.881	3.455	70.32	1:35.863	10
15	44		<b>Robin RILEY</b>	Beetle 3.2 RSI	10	16:34.214	53.953	1.072	70.24	1:35.076	9
16	2		<b>Darren BLUMSON</b> ADREANALINE MOTORSPORT	POLO 1.8T GTI	10	16:35.004	54.743	0.790	70.19	1:36.976	8
17	11		<b>Barrie CULLEY</b> FATHER & SON RACING WITH GOBLIN RACING	VENTO VR6	10	16:47.774	1:07.513	12.770	69.30	1:37.850	3
18	24		<b>Phil MORRIS</b> RACINGLINE / TEAM FUCHS TITAN RACE	GOLF MK5 GTI DSG	10	16:48.702	1:08.441	0.928	69.23	1:38.327	10
19	51		<b>Simon ANDREWS</b>	GOLF MK6 GTI DSG	10	16:49.449	1:09.188	0.747	69.18	1:38.394	10
20	75		<b>Zoe WENHAM</b> KPM RACING	POLO 1.8T GTI	10	17:15.281	1:35.020	25.832	67.45	1:39.630	3
21	41		<b>Didge DZIURZYNSKI</b> WEST END PRECISION	GOLF MK4 2.0 16v	10	17:20.978	1:40.717	5.697	67.09	1:40.025	6

NOT CLASSIFIED

DNF	33		<b>Simon ELLIOTT</b> VOLKSWAGEN RACING	CADDY VAN RACER	8	13:51.408	2 laps	2 laps	67.20	1:35.977	2
DNF	5		<b>Doug ROSS</b> MILESTONES MOTORSPORT	POLO 2.0	6	10:12.578	4 laps	2 laps	68.40	1:37.517	4

FASTEST LAP

	8		<b>Aaron MASON</b> COMLINE / AWM	GOLF MK5 GTI	5	1:32.405		75.57 mph		121.63 kph	
--	---	--	-------------------------------------	--------------	---	----------	--	-----------	--	------------	--

Car 9, 10, 27 not running at the showing of the red flag

Weather / Track : Cloudy / Dry

These results are provisional until the conclusion of any judicial and technical matters.

Circuit Length = 1.9400 miles

Start: 16:06 End: 16:23

Clerk of Course :		Timekeeper :	
-------------------	--	--------------	--

**Volkswagen Racing Cup**  
**RACE 2 - ROUND 5 - LAP CHART**

Lap 1			Lap 2			Lap 3			Lap 4			Lap 5		
No	Behind	Laptime	No	Behind	Laptime	No	Behind	Laptime	No	Behind	Laptime	No	Behind	Laptime
3		1:39.070	3		1:33.434	3		1:33.219	3		1:32.989	3		1:33.431
53	1.074	1:40.144	53	1.094	1:33.454	53	1.213	1:33.338	53	1.119	1:32.895	53	0.676	1:32.988
8	2.966	1:42.036	8	2.357	1:32.825	8	2.181	1:33.043	8	2.506	1:33.314	8	1.480	1:32.405
14	3.258	1:42.328	14	3.705	1:33.881	14	3.394	1:32.908	14	3.563	1:33.158	14	4.924	1:34.792
69	3.474	1:42.544	68	4.129	1:33.604	68	3.920	1:33.010	68	4.101	1:33.170	68	6.231	1:35.561
68	3.959	1:43.029	69	4.651	1:34.611	20	6.388	1:34.241	20	6.651	1:33.252	20	6.544	1:33.324
22	4.562	1:43.632	22	4.854	1:33.726	21	6.724	1:34.014	21	7.099	1:33.364	21	7.313	1:33.645
20	5.267	1:44.337	20	5.366	1:33.533	22	7.352	1:35.717	22	7.624	1:33.261	22	7.952	1:33.759
21	5.972	1:45.042	21	5.929	1:33.391	7	9.593	1:33.668	7	10.469	1:33.865	7	11.617	1:34.579
92	6.972	1:46.042	92	8.703	1:35.165	92	11.523	1:36.039	92	13.049	1:34.515	92	14.618	1:35.000
7	7.237	1:46.307	7	9.144	1:35.341	33	13.500	1:36.150	33	16.638	1:36.127	33	19.913	1:36.706
33	8.026	1:47.096	33	10.569	1:35.977	69	15.344	1:43.912	69	22.705	1:40.350	66	26.490	1:36.814
41	9.162	1:48.232	66	14.596	1:37.904	66	18.817	1:37.440	66	23.107	1:37.279	6	26.953	1:36.621
66	10.126	1:49.196	41	15.873	1:40.145	6	20.922	1:38.081	6	23.763	1:35.830	69	33.502	1:44.228
6	10.851	1:49.921	6	16.060	1:38.643	5	22.624	1:39.471	5	27.152	1:37.517	2	33.958	1:38.909
5	10.853	1:49.923	5	16.372	1:38.953	2	24.285	1:40.726	2	28.480	1:37.184	99	34.820	1:36.371
2	11.779	1:50.849	2	16.778	1:38.433	99	24.513	1:40.314	99	31.880	1:40.356	5	36.251	1:42.530
99	12.190	1:51.260	99	17.418	1:38.662	24	25.170	1:38.947	24	32.426	1:40.245	24	38.017	1:39.022
44	12.791	1:51.861	44	18.650	1:39.293	41	25.997	1:43.343	44	33.293	1:39.963	44	38.645	1:38.783
24	13.284	1:52.354	24	19.442	1:39.592	44	26.319	1:40.888	41	34.043	1:41.035	41	41.407	1:40.795
51	14.110	1:53.180	51	20.316	1:39.640	51	27.435	1:40.338	51	34.794	1:40.348	11	41.563	1:40.114
75	15.631	1:54.701	75	22.489	1:40.292	11	28.734	1:37.850	11	34.880	1:39.135	51	42.668	1:41.305
11	18.290	1:57.360	11	24.103	1:39.247	75	28.900	1:39.630	75	37.276	1:41.365	75	56.965	1:53.120

Weather / Track : Cloudy / Dry

Circuit Length = 1.9400 miles  
Start: 16:06 End: 16:23

**Volkswagen Racing Cup**  
**RACE 2 - ROUND 5 - LAP CHART**

Lap 6			Lap 7			Lap 8			Lap 9			Lap 10		
No	Behind	Laptime	No	Behind	Laptime	No	Behind	Laptime	No	Behind	Laptime	No	Behind	Laptime
53		1:33.943	53		1:34.002	53		1:33.023	53		1:33.112	53		1:33.362
3	0.386	1:35.005	8	0.436	1:33.724	8	0.349	1:32.936	8	0.450	1:33.213	8	0.473	1:33.385
8	0.714	1:33.853	3	1.571	1:35.187	3	2.900	1:34.352	3	4.287	1:34.499	14	5.523	1:34.097
14	3.380	1:33.075	14	2.403	1:33.025	14	3.391	1:34.011	14	4.788	1:34.509	3	6.075	1:35.150
20	6.104	1:34.179	20	5.813	1:33.711	20	6.785	1:33.995	20	8.139	1:34.466	20	9.051	1:34.274
21	7.493	1:34.799	21	7.229	1:33.738	21	8.082	1:33.876	21	8.593	1:33.623	21	11.936	1:36.705
22	9.475	1:36.142	22	10.891	1:35.418	22	10.754	1:32.886	22	10.648	1:33.006	22	12.492	1:35.206
68	9.511	1:37.899	68	11.465	1:35.956	7	12.585	1:33.752	68	14.594	1:34.709	68	17.315	1:36.083
7	10.928	1:33.930	7	11.856	1:34.930	68	12.997	1:34.555	7	15.121	1:35.648	7	17.809	1:36.050
92	15.007	1:35.008	92	16.050	1:35.045	92	17.906	1:34.879	92	19.336	1:34.542	92	20.989	1:35.015
33	22.274	1:36.980	33	25.328	1:37.056	66	36.178	1:36.449	6	40.147	1:36.771	6	43.070	1:36.285
66	29.664	1:37.793	66	32.752	1:37.090	6	36.488	1:36.533	66	41.325	1:38.259	66	45.065	1:37.102
6	30.054	1:37.720	6	32.978	1:36.926	2	45.296	1:36.976	69	46.907	1:34.695	69	49.426	1:35.881
2	37.587	1:38.248	2	41.343	1:37.758	69	45.324	1:36.920	2	50.174	1:37.990	99	52.881	1:35.863
69	37.997	1:39.114	69	41.427	1:37.432	99	46.164	1:37.303	99	50.380	1:37.328	44	53.953	1:36.372
99	38.590	1:38.389	99	41.884	1:37.296	44	48.979	1:35.906	44	50.943	1:35.076	2	54.743	1:37.931
44	43.436	1:39.410	44	46.096	1:36.662	24	56.183	1:38.968	11	1:02.743	1:38.256	11	1:07.513	1:38.132
24	43.633	1:40.235	24	50.238	1:40.607	11	57.599	1:39.485	24	1:03.476	1:40.405	24	1:08.441	1:38.327
11	45.553	1:38.609	11	51.137	1:39.586	51	58.251	1:38.492	51	1:04.156	1:39.017	51	1:09.188	1:38.394
5	45.816	1:44.184 P	51	52.782	1:39.478	33	1:17.621	2:25.316	75	1:27.888	1:42.240	75	1:35.020	1:40.494
41	46.813	1:40.025	41	1:03.059	1:50.248	41	1:18.089	1:48.053	41	1:29.791	1:44.814	41	1:40.717	1:44.288
51	47.306	1:39.257	75	1:10.047	1:40.368	75	1:18.760	1:41.736						
75	1:03.681	1:41.335												

Weather / Track : Cloudy / Dry

Circuit Length = 1.9400 miles  
 Start: 16:06 End: 16:23

# Volkswagen Racing Cup

## RACE 2 - ROUND 5 - SECTOR ANALYSIS

<b>2</b>	<b>Darren BLUMSON</b>					<b>ADREANALINE MOTORSPORT</b>									
1-	83.0	27.226	88.1	19.995	89.4	1:50.849	6-	51.859	86.4	26.648	87.4	19.741	88.3	1:38.248	
2-	51.921	86.6	26.658	88.1	19.854	88.3	1:38.433	7-	51.525	86.3	26.371	<b>88.4</b>	19.862	89.4	1:37.758
3-	53.586	62.5	27.243	86.9	19.897	88.9	1:40.726	8-	50.863	84.7	26.360	88.0	19.753	89.0	<b>1:36.976</b>
4-	51.229	<b>87.0</b>	<b>26.224</b>	87.7	<b>19.731</b>	86.5	1:37.184	9-	51.619	85.9	26.511	<b>88.4</b>	19.860	<b>89.8</b>	1:37.990
5-	51.721	86.0	26.718	87.2	20.470	88.4	1:38.909	10-	<b>50.687</b>	86.5	27.300	87.5	19.944	88.8	1:37.931
<b>3</b>	<b>Paul TAYLOR</b>					<b>FATHER &amp; SON RACING WITH TAYLOR HEATING</b>									
1-	<b>89.2</b>	25.243	90.0	18.906	92.8	1:39.070	6-	49.341	87.7	26.001	<b>90.3</b>	19.663	<b>93.9</b>	1:35.005	
2-	49.477	88.3	25.278	90.1	<b>18.679</b>	92.9	1:33.434	7-	50.892	87.3	25.407	90.1	18.888	93.1	1:35.187
3-	49.193	88.8	25.235	90.0	18.791	92.8	1:33.219	8-	49.444	88.4	25.643	<b>90.3</b>	19.265	92.7	1:34.352
4-	<b>49.061</b>	89.0	<b>25.227</b>	89.5	18.701	92.9	<b>1:32.989</b>	9-	49.868	86.6	25.560	89.5	19.071	92.8	1:34.499
5-	49.169	88.5	25.345	90.0	18.917	93.1	1:33.431	10-	49.801	88.1	25.932	87.6	19.417	92.3	1:35.150
<b>5</b>	<b>Doug ROSS</b>					<b>MILESTONES MOTORSPORT</b>									
1-	80.7	26.426	<b>84.4</b>	20.958	85.3	1:49.923	4-	<b>51.276</b>	81.7	26.296	84.3	19.945	<b>85.6</b>	<b>1:37.517</b>	
2-	52.082	<b>83.0</b>	<b>26.257</b>	83.5	20.614	84.0	1:38.953	5-	51.494	82.1	29.828	67.0	21.208	78.9	1:42.530
3-	52.931	75.7	26.673	84.3	<b>19.867</b>	85.2	1:39.471	6-	51.954	82.6	34.486	56.0	ln		1:44.184 P
<b>6</b>	<b>Paul WYHINNY</b>					<b>RACINGLINE</b>									
1-	74.6	27.264	83.0	20.162	84.4	1:49.921	6-	51.707	83.6	26.505	82.7	19.508	86.6	1:37.720	
2-	52.338	82.4	26.423	<b>84.1</b>	19.882	85.5	1:38.643	7-	50.703	84.0	26.339	81.8	19.884	84.7	1:36.926
3-	52.166	83.0	26.467	82.3	<b>19.448</b>	86.4	1:38.081	8-	50.621	84.7	26.372	81.7	19.540	85.5	1:36.533
4-	<b>50.460</b>	<b>85.2</b>	<b>25.885</b>	82.8	19.485	<b>86.8</b>	<b>1:35.830</b>	9-	50.911	84.3	26.323	81.5	19.537	85.8	1:36.771
5-	50.759	84.9	26.408	82.3	19.454	86.5	1:36.621	10-	50.698	84.6	26.120	82.8	19.467	85.9	1:36.285
<b>7</b>	<b>Tim SNAYLAM</b>					<b>COMLINE / AWM</b>									
1-	84.3	26.179	<b>87.4</b>	19.727	<b>90.1</b>	1:46.307	6-	49.760	<b>88.0</b>	25.288	86.4	<b>18.882</b>	88.8	1:33.930	
2-	50.161	86.0	25.483	86.9	19.697	89.6	1:35.341	7-	49.339	86.9	<b>25.167</b>	85.3	20.424	88.2	1:34.930
3-	<b>49.104</b>	87.8	25.660	86.5	18.904	<b>90.1</b>	<b>1:33.668</b>	8-	49.466	86.5	25.218	85.8	19.068	88.5	1:33.752
4-	49.289	86.6	25.292	85.7	19.284	83.6	1:33.865	9-	50.271	86.0	25.358	84.1	20.019	88.4	1:35.648
5-	49.835	87.0	25.466	85.3	19.278	88.4	1:34.579	10-	50.164	83.8	25.829	85.4	20.057	89.1	1:36.050
<b>8</b>	<b>Aaron MASON</b>					<b>COMLINE / AWM</b>									
1-	87.7	25.493	87.4	19.090	90.8	1:42.036	6-	48.557	88.8	25.754	89.0	19.542	90.4	1:33.853	
2-	48.728	89.0	25.219	88.1	<b>18.878</b>	91.4	1:32.825	7-	49.651	<b>89.2</b>	<b>24.861</b>	<b>89.1</b>	19.212	91.3	1:33.724
3-	49.061	88.8	25.096	88.3	18.886	90.8	1:33.043	8-	48.596	88.9	25.229	88.4	19.111	91.3	1:32.936
4-	49.285	88.3	25.093	88.3	18.936	90.9	1:33.314	9-	49.108	89.0	25.050	88.9	19.055	90.7	1:33.213
5-	<b>48.529</b>	89.1	24.964	88.7	18.912	<b>91.7</b>	<b>1:32.405</b>	10-	49.235	88.9	25.249	88.5	18.901	91.2	1:33.385
<b>11</b>	<b>Barrie CULLEY</b>					<b>FATHER &amp; SON RACING WITH GOBLIN RACING</b>									
1-	78.4	26.979	86.0	20.299	88.5	1:57.360	6-	52.580	81.5	26.494	85.9	<b>19.535</b>	89.1	1:38.609	
2-	53.017	82.0	26.403	87.7	19.827	<b>89.4</b>	1:39.247	7-	51.755	84.0	27.144	85.6	20.687	88.5	1:39.586
3-	51.706	84.7	<b>26.212</b>	<b>88.1</b>	19.932	85.4	<b>1:37.850</b>	8-	51.771	81.4	27.902	85.3	19.812	88.1	1:39.485
4-	52.511	84.3	26.487	84.4	20.137	89.2	1:39.135	9-	51.801	83.6	26.569	86.8	19.886	88.3	1:38.256
5-	52.582	<b>85.4</b>	27.089	81.1	20.443	88.1	1:40.114	10-	<b>51.679</b>	84.3	26.642	85.7	19.811	87.3	1:38.132
<b>14</b>	<b>Peter FELIX</b>					<b>20TEN RACING</b>									
1-	88.8	25.418	86.7	19.111	94.6	1:42.328	6-	48.839	88.9	<b>25.126</b>	<b>87.8</b>	19.110	93.5	1:33.075	
2-	49.079	89.5	25.875	86.7	18.927	<b>96.0</b>	1:33.881	7-	<b>48.757</b>	<b>89.6</b>	25.319	87.3	18.949	95.2	1:33.025
3-	48.826	89.5	25.159	87.5	18.923	95.9	<b>1:32.908</b>	8-	48.888	89.2	25.587	87.4	19.536	94.8	1:34.011
4-	49.059	88.7	25.202	87.7	<b>18.897</b>	94.2	1:33.158	9-	49.549	86.0	25.866	87.0	19.094	95.1	1:34.509
5-	48.835	88.9	25.292	87.6	20.665	93.2	1:34.792	10-	49.484	87.8	25.528	85.5	19.085	93.9	1:34.097
<b>20</b>	<b>Michael KURTON</b>					<b>SLIDESPORTS</b>									
1-	85.8	25.552	88.3	19.335	<b>91.7</b>	1:44.337	6-	49.780	88.4	25.253	88.3	19.146	90.4	1:34.179	
2-	49.178	88.3	25.092	<b>88.5</b>	19.263	<b>91.7</b>	1:33.533	7-	49.364	87.5	25.287	87.8	19.060	90.9	1:33.711
3-	50.132	87.6	25.075	87.8	19.034	91.3	1:34.241	8-	49.279	88.1	25.533	86.5	19.183	91.1	1:33.995
4-	<b>48.888</b>	<b>89.7</b>	25.351	87.8	<b>19.013</b>	91.1	<b>1:33.252</b>	9-	49.897	87.0	25.471	88.0	19.098	90.8	1:34.466
5-	49.206	89.1	<b>25.038</b>	87.5	19.080	91.1	1:33.324	10-	49.717	87.0	25.426	87.7	19.131	91.1	1:34.274

Weather / Track : Cloudy / Dry

Circuit Length = 1.9400 miles  
Start: 16:06 End: 16:23

# Volkswagen Racing Cup

## RACE 2 - ROUND 5 - SECTOR ANALYSIS

<b>21</b>	<b>Daniel WALKER</b>					<b>KPM RACING</b>									
1 -	83.8	25.798	88.7	19.173	90.7	1:45.042	6 -	50.430	86.8	25.511	88.5	18.858	91.2	1:34.799	
2 -	<b>48.938</b>	86.9	25.391	<b>89.5</b>	19.062	91.7	1:33.391	7 -	49.300	87.8	25.481	88.0	18.957	91.1	1:33.738
3 -	49.838	86.6	25.386	88.8	<b>18.790</b>	91.4	1:34.014	8 -	49.356	<b>88.2</b>	25.614	87.6	18.906	<b>91.8</b>	1:33.876
4 -	49.131	87.4	<b>25.274</b>	89.1	18.959	91.3	<b>1:33.364</b>	9 -	49.252	86.1	25.335	89.0	19.036	91.5	1:33.623
5 -	49.162	86.1	25.531	88.8	18.952	<b>91.8</b>	1:33.645	10 -	51.699	86.4	25.769	<b>89.5</b>	19.237	90.9	1:36.705
<b>22</b>	<b>Howard FULLER</b>					<b>RACINGLINE</b>									
1 -	86.8	25.313	88.9	19.267	91.2	1:43.632	6 -	51.051	87.8	26.217	88.5	18.874	89.8	1:36.142	
2 -	49.136	89.2	25.259	88.3	19.331	<b>91.5</b>	1:33.726	7 -	50.325	88.5	25.670	<b>90.7</b>	19.423	89.6	1:35.418
3 -	51.318	<b>89.7</b>	25.571	88.1	18.828	91.3	1:35.717	8 -	<b>49.014</b>	88.8	<b>24.981</b>	88.1	18.891	90.3	<b>1:32.886</b>
4 -	49.103	89.0	25.209	88.2	18.949	91.1	1:33.261	9 -	49.202	88.0	25.021	88.5	<b>18.783</b>	90.4	1:33.006
5 -	49.103	89.0	25.505	88.4	19.151	91.2	1:33.759	10 -	49.906	88.8	25.716	88.0	19.584	90.7	1:35.206
<b>24</b>	<b>Phil MORRIS</b>					<b>RACINGLINE / TEAM FUCHS TITAN RACE</b>									
1 -	78.3	26.640	<b>88.9</b>	20.154	<b>90.8</b>	1:52.354	6 -	52.617	84.2	26.631	87.4	20.987	87.7	1:40.235	
2 -	53.223	83.2	26.417	88.8	19.952	89.4	1:39.592	7 -	53.295	83.4	27.406	87.3	19.906	89.5	1:40.607
3 -	<b>52.107</b>	<b>84.4</b>	27.289	87.5	<b>19.551</b>	90.2	1:38.947	8 -	52.299	81.8	27.007	86.0	19.662	90.0	1:38.968
4 -	53.626	83.9	26.700	87.7	19.919	90.3	1:40.245	9 -	54.102	83.6	<b>26.370</b>	87.4	19.933	90.2	1:40.405
5 -	52.525	83.5	26.743	88.0	19.754	<b>90.8</b>	1:39.022	10 -	52.108	83.5	26.509	87.6	19.710	86.5	<b>1:38.327</b>
<b>33</b>	<b>Simon ELLIOTT</b>					<b>VOLKSWAGEN RACING</b>									
1 -	81.1	26.244	<b>85.5</b>	19.801	<b>89.0</b>	1:47.096	5 -	50.825	82.6	25.829	84.2	20.052	86.9	1:36.706	
2 -	<b>50.106</b>	<b>84.9</b>	25.867	85.1	20.004	88.6	<b>1:35.977</b>	6 -	51.059	83.0	25.996	84.5	19.925	87.7	1:36.980
3 -	50.344	84.6	26.038	84.8	19.768	87.7	1:36.150	7 -	51.205	82.4	25.900	85.2	19.951	87.3	1:37.056
4 -	50.701	83.9	<b>25.752</b>	84.6	<b>19.674</b>	87.6	1:36.127	8 -	1:07.878	44.7	43.835	39.8	33.603	43.4	2:25.316
<b>41</b>	<b>Didge DZIURZYNSKI</b>					<b>WEST END PRECISION</b>									
1 -	<b>83.7</b>	27.102	<b>88.3</b>	<b>19.957</b>	90.4	1:48.232	6 -	52.421	80.0	27.329	87.0	20.275	90.1	<b>1:40.025</b>	
2 -	<b>51.794</b>	82.7	<b>26.847</b>	87.8	21.504	90.6	1:40.145	7 -	52.272	83.0	27.089	87.6	30.887	64.9	1:50.248
3 -	54.712	48.2	28.343	87.6	20.288	<b>91.7</b>	1:43.343	8 -	59.328	81.0	28.045	85.4	20.680	89.4	1:48.053
4 -	51.924	81.6	26.874	87.4	22.237	90.4	1:41.035	9 -	53.342	81.8	27.838	85.9	23.634	86.6	1:44.814
5 -	52.736	82.8	27.435	88.0	20.624	89.5	1:40.795	10 -	53.698	81.4	28.198	84.8	22.392	72.8	1:44.288
<b>44</b>	<b>Robin RILEY</b>														
1 -	80.5	27.141	86.9	20.222	<b>91.7</b>	1:51.861	6 -	52.340	80.8	26.616	87.2	20.454	87.3	1:39.410	
2 -	52.572	82.1	27.000	86.9	19.721	89.6	1:39.293	7 -	51.178	<b>86.9</b>	26.035	87.3	19.449	90.2	1:36.662
3 -	52.647	72.2	28.084	87.4	20.157	90.8	1:40.888	8 -	50.365	85.7	26.115	87.6	19.426	90.4	1:35.906
4 -	52.880	80.2	26.716	86.0	20.367	89.7	1:39.963	9 -	<b>49.929</b>	85.7	<b>25.725</b>	<b>88.3</b>	<b>19.422</b>	90.6	<b>1:35.076</b>
5 -	52.028	81.9	26.664	84.7	20.091	90.9	1:38.783	10 -	50.935	85.4	25.863	87.6	19.574	89.4	1:36.372
<b>51</b>	<b>Simon ANDREWS</b>														
1 -	79.5	26.616	85.9	20.501	<b>89.8</b>	1:53.180	6 -	52.124	81.6	26.377	86.9	20.756	88.4	1:39.257	
2 -	52.982	84.0	26.647	86.3	20.011	89.7	1:39.640	7 -	52.320	84.7	26.575	<b>88.1</b>	20.583	88.4	1:39.478
3 -	52.707	82.3	26.824	85.1	20.807	88.1	1:40.338	8 -	<b>51.207</b>	<b>85.2</b>	27.107	83.7	20.178	88.8	1:38.492
4 -	53.340	84.1	<b>26.066</b>	87.5	20.942	84.1	1:40.348	9 -	52.487	83.9	26.292	87.5	20.238	89.0	1:39.017
5 -	53.426	84.7	26.397	84.6	21.482	88.9	1:41.305	10 -	51.832	83.9	26.558	87.2	<b>20.004</b>	89.0	<b>1:38.394</b>
<b>53</b>	<b>Steve CHAPLIN</b>					<b>COMPLETE UTILITIES</b>									
1 -	88.7	25.328	87.6	19.016	91.4	1:40.144	6 -	48.818	88.5	25.840	<b>88.2</b>	19.285	91.4	1:33.943	
2 -	49.386	88.1	25.105	88.1	18.963	91.9	1:33.454	7 -	49.435	87.8	25.416	87.7	19.151	91.7	1:34.002
3 -	49.087	86.6	25.306	88.1	18.945	91.2	1:33.338	8 -	<b>48.547</b>	89.0	25.336	87.7	19.140	91.5	1:33.023
4 -	48.835	<b>89.7</b>	<b>24.921</b>	88.1	19.139	91.2	<b>1:32.895</b>	9 -	48.877	88.4	25.093	<b>88.2</b>	19.142	90.7	1:33.112
5 -	48.667	88.5	25.236	<b>88.2</b>	19.085	<b>92.1</b>	1:32.988	10 -	49.301	89.6	25.162	88.0	<b>18.899</b>	91.8	1:33.362
<b>66</b>	<b>Richard KINGSNORTH</b>					<b>ADREANALINE MOTORSPORT</b>									
1 -	79.3	26.888	83.7	20.208	87.4	1:49.196	6 -	51.978	81.8	<b>26.199</b>	<b>85.2</b>	19.616	87.3	1:37.793	
2 -	51.064	81.6	26.873	84.0	19.967	87.4	1:37.904	7 -	50.783	84.8	26.310	84.3	19.997	88.0	1:37.090
3 -	51.717	84.9	26.221	84.7	<b>19.502</b>	87.7	1:37.440	8 -	<b>50.544</b>	83.9	26.336	83.8	19.569	87.8	<b>1:36.449</b>
4 -	50.638	<b>85.6</b>	26.360	83.3	20.281	<b>88.6</b>	1:37.279	9 -	52.476	85.3	26.224	84.6	19.559	<b>88.6</b>	1:38.259
5 -	50.920	84.6	26.317	83.7	19.577	87.3	1:36.814	10 -	50.962	84.4	26.467	83.8	19.673	88.0	1:37.102

Weather / Track : Cloudy / Dry

Circuit Length = 1.9400 miles  
Start: 16:06 End: 16:23

# Volkswagen Racing Cup

## RACE 2 - ROUND 5 - SECTOR ANALYSIS

<b>68</b>	<b>Sam EDWARDS</b>					<b>RACINGLINE</b>									
1 -	88.0	25.982	83.8	<i>18.953</i>	90.3	1:43.029	6 -	52.644	86.9	25.924	86.7	19.331	88.5	1:37.899	
2 -	<i>48.779</i>	88.9	25.500	87.8	19.325	90.7	1:33.604	7 -	50.086	86.9	25.869	85.4	20.001	88.2	1:35.956
3 -	48.823	89.6	25.016	<i>88.4</i>	19.171	90.7	<b>1:33.010</b>	8 -	49.430	86.6	26.018	86.4	19.107	89.5	1:34.555
4 -	49.008	89.1	<i>25.011</i>	88.3	19.151	<i>91.3</i>	1:33.170	9 -	49.570	85.3	25.453	87.5	19.686	88.4	1:34.709
5 -	48.800	<i>89.7</i>	25.081	<i>88.4</i>	21.680	86.9	1:35.561	10 -	50.483	82.1	26.059	86.9	19.541	88.0	1:36.083
<b>69</b>	<b>James WALKER</b>					<b>KPM RACING</b>									
1 -	87.6	<i>25.301</i>	<i>89.0</i>	<i>18.881</i>	<i>90.8</i>	1:42.544	6 -	52.756	87.6	26.947	86.5	19.411	89.8	1:39.114	
2 -	<i>49.030</i>	<i>88.4</i>	25.986	87.4	19.595	90.1	<b>1:34.611</b>	7 -	51.351	87.5	26.259	87.5	19.822	88.9	1:37.432
3 -	53.033	85.3	29.575	81.4	21.304	77.0	1:43.912	8 -	51.035	86.4	26.200	87.5	19.685	88.8	1:36.920
4 -	53.279	86.4	26.814	85.2	20.257	89.0	1:40.350	9 -	49.801	85.9	25.713	86.0	19.181	89.1	1:34.695
5 -	54.347	85.3	29.567	85.1	20.314	88.0	1:44.228	10 -	50.164	86.4	25.946	86.1	19.771	71.9	1:35.881
<b>75</b>	<b>Zoe WENHAM</b>					<b>KPM RACING</b>									
1 -	77.7	27.451	85.6	20.790	<i>89.8</i>	1:54.701	6 -	53.569	79.2	26.947	85.8	20.819	87.6	1:41.335	
2 -	53.194	82.1	<i>26.572</i>	88.0	<i>20.526</i>	88.3	1:40.292	7 -	52.854	83.3	26.872	<i>89.2</i>	20.642	87.5	1:40.368
3 -	<i>52.186</i>	84.0	26.647	88.8	20.797	83.5	<b>1:39.630</b>	8 -	53.124	81.7	27.534	82.6	21.078	88.6	1:41.736
4 -	53.839	<i>84.5</i>	26.670	87.5	20.856	88.8	1:41.365	9 -	53.226	81.8	27.558	84.7	21.456	87.0	1:42.240
5 -	53.800	34.7	38.335	83.5	20.985	86.7	1:53.120	10 -	53.069	82.1	26.719	85.7	20.706	87.2	1:40.494
<b>92</b>	<b>Martyn WALSH</b>					<b>AWM</b>									
1 -	83.6	26.308	<i>88.7</i>	19.681	<i>90.0</i>	1:46.042	6 -	49.991	85.6	25.688	87.5	19.329	89.7	1:35.008	
2 -	50.053	87.4	25.662	88.2	19.450	89.6	1:35.165	7 -	50.056	87.8	25.551	87.7	19.438	89.2	1:35.045
3 -	50.534	87.0	25.885	88.2	19.620	87.6	1:36.039	8 -	50.031	<i>88.3</i>	25.434	87.6	19.414	88.5	1:34.879
4 -	49.739	86.9	25.482	88.0	<i>19.294</i>	88.6	<b>1:34.515</b>	9 -	<i>49.691</i>	86.4	<i>25.430</i>	88.0	19.421	88.1	1:34.542
5 -	49.995	87.2	25.507	87.7	19.498	<i>90.0</i>	1:35.000	10 -	50.094	86.5	25.552	88.2	19.369	88.4	1:35.015
<b>99</b>	<b>Mark CLYNES</b>					<b>SLIDESPORTS</b>									
1 -	77.4	27.364	87.2	20.426	<i>90.7</i>	1:51.260	6 -	52.497	82.4	26.121	82.6	19.771	90.6	1:38.389	
2 -	52.658	79.5	26.600	87.5	19.404	88.1	1:38.662	7 -	51.763	<i>84.0</i>	25.850	<i>87.7</i>	19.683	89.7	1:37.296
3 -	53.312	65.0	26.886	87.5	20.116	89.1	1:40.314	8 -	51.835	82.5	25.844	87.0	19.624	89.7	1:37.303
4 -	53.875	82.5	26.618	83.7	19.863	89.2	1:40.356	9 -	51.657	83.9	25.900	87.4	19.771	89.5	1:37.328
5 -	<i>51.030</i>	82.1	25.917	86.9	19.424	90.1	1:36.371	10 -	51.068	83.9	<i>25.637</i>	86.5	<i>19.158</i>	89.0	<b>1:35.863</b>

Weather / Track : Cloudy / Dry

Circuit Length = 1.9400 miles  
Start: 16:06 End: 16:23

# Volkswagen Racing Cup

## RACE 2 - ROUND 5 - BEST SECTOR TIMES

SECTOR 1			SECTOR 2			SECTOR 3			IDEAL / BEST COMPARISON						
POS	NO	NAME	TIME	NO	NAME	TIME	NO	NAME	TIME	POS	NO	NAME	IDEAL	BEST	DIFF
1	8	MASON	48.529	8	MASON	24.861	3	TAYLOR	18.679	1	8	MASON	1:32.268	1:32.405	0.137
2	53	CHAPLIN	48.547	53	CHAPLIN	24.921	22	FULLER	18.783	2	53	CHAPLIN	1:32.367	1:32.895	0.528
3	14	FELIX	48.757	22	FULLER	24.981	21	WALKER	18.790	3	68	EDWARDS	1:32.743	1:33.010	0.267
4	68	EDWARDS	48.779	68	EDWARDS	25.011	8	MASON	18.878	4	22	FULLER	1:32.778	1:32.886	0.108
5	20	KURTON	48.888	20	KURTON	25.038	69	WALKER	18.881	5	14	FELIX	1:32.780	1:32.908	0.128
6	21	WALKER	48.938	14	FELIX	25.126	7	SNAYLAM	18.882	6	20	KURTON	1:32.939	1:33.252	0.313
7	22	FULLER	49.014	7	SNAYLAM	25.167	14	FELIX	18.897	7	3	TAYLOR	1:32.967	1:32.989	0.022
8	69	WALKER	49.030	3	TAYLOR	25.227	53	CHAPLIN	18.899	8	21	WALKER	1:33.002	1:33.364	0.362
9	3	TAYLOR	49.061	21	WALKER	25.274	68	EDWARDS	18.953	9	7	SNAYLAM	1:33.153	1:33.668	0.515
10	7	SNAYLAM	49.104	69	WALKER	25.301	20	KURTON	19.013	10	69	WALKER	1:33.212	1:34.611	1.399
11	92	WALSH	49.691	92	WALSH	25.430	99	CLYNES	19.158	11	92	WALSH	1:34.415	1:34.515	0.100
12	44	RILEY	49.929	99	CLYNES	25.637	92	WALSH	19.294	12	44	RILEY	1:35.076	1:35.076	0.000
13	33	ELLIOTT	50.106	44	RILEY	25.725	44	RILEY	19.422	13	33	ELLIOTT	1:35.532	1:35.977	0.445
14	6	WYHINNY	50.460	33	ELLIOTT	25.752	6	WYHINNY	19.448	14	6	WYHINNY	1:35.793	1:35.830	0.037
15	66	KINGSNORTH	50.544	6	WYHINNY	25.885	66	KINGSNORTH	19.502	15	99	CLYNES	1:35.825	1:35.863	0.038
16	2	BLUMSON	50.687	51	ANDREWS	26.066	11	CULLEY	19.535	16	66	KINGSNORTH	1:36.245	1:36.449	0.204
17	99	CLYNES	51.030	66	KINGSNORTH	26.199	24	MORRIS	19.551	17	2	BLUMSON	1:36.642	1:36.976	0.334
18	51	ANDREWS	51.207	11	CULLEY	26.212	33	ELLIOTT	19.674	18	51	ANDREWS	1:37.277	1:38.394	1.117
19	5	ROSS	51.276	2	BLUMSON	26.224	2	BLUMSON	19.731	19	5	ROSS	1:37.400	1:37.517	0.117
20	11	CULLEY	51.679	5	ROSS	26.257	5	ROSS	19.867	20	11	CULLEY	1:37.426	1:37.850	0.424
21	41	DZIURZYNSKI	51.794	24	MORRIS	26.370	41	DZIURZYNSKI	19.957	21	24	MORRIS	1:38.028	1:38.327	0.299
22	24	MORRIS	52.107	75	WENHAM	26.572	51	ANDREWS	20.004	22	41	DZIURZYNSKI	1:38.598	1:40.025	1.427
23	75	WENHAM	52.186	41	DZIURZYNSKI	26.847	75	WENHAM	20.526	23	75	WENHAM	1:39.284	1:39.630	0.346
													<b>Perfect Lap</b>		<b>1:32.069</b>

Weather / Track : Cloudy / Dry

Circuit Length = 1.9400 miles  
Start: 16:06 End: 16:23

# Volkswagen Racing Cup

## RACE 2 - ROUND 5 - SPEED TRAPS

SECTOR 1				SECTOR 2			FINISH LINE			
POS	NO	NAME	MPH	NO	NAME	MPH	NO	NAME	MPH	
1	20	Michael KURTON	89.7	3	Paul TAYLOR	90.3	14	Peter FELIX	96.0	
2	22	Howard FULLER	89.7	22	Howard FULLER	90.1	3	Paul TAYLOR	93.9	
3	53	Steve CHAPLIN	89.7	21	Daniel WALKER	89.5	53	Steve CHAPLIN	92.1	
4	68	Sam EDWARDS	89.7	75	Zoe WENHAM	89.2	21	Daniel WALKER	91.8	
5	14	Peter FELIX	89.6	8	Aaron MASON	89.1	8	Aaron MASON	91.7	
6	3	Paul TAYLOR	89.2	69	James WALKER	89.0	20	Michael KURTON	91.7	
7	8	Aaron MASON	89.2	24	Phil MORRIS	88.9	22	Howard FULLER	91.5	
8	69	James WALKER	88.4	92	Martyn WALSH	88.7	68	Sam EDWARDS	91.3	
9	92	Martyn WALSH	88.3	20	Michael KURTON	88.5	41	Didge DZIURZYNSKI	91.1	
10	21	Daniel WALKER	88.2	2	Darren BLUMSON	88.4	44	Robin RILEY	91.1	
11	7	Tim SNAYLAM	88.0	68	Sam EDWARDS	88.4	24	Phil MORRIS	90.8	
12	2	Darren BLUMSON	87.0	41	Didge DZIURZYNSKI	88.3	69	James WALKER	90.8	
13	44	Robin RILEY	86.9	44	Robin RILEY	88.3	99	Mark CLYNES	90.7	
14	66	Richard KINGSNORTH	85.6	53	Steve CHAPLIN	88.2	7	Tim SNAYLAM	90.1	
15	11	Barrie CULLEY	85.4	11	Barrie CULLEY	88.1	92	Martyn WALSH	90.0	
16	6	Paul WYHINNY	85.2	51	Simon ANDREWS	88.1	2	Darren BLUMSON	89.8	
17	51	Simon ANDREWS	85.2	14	Peter FELIX	87.8	51	Simon ANDREWS	89.8	
18	33	Simon ELLIOTT	84.9	99	Mark CLYNES	87.7	75	Zoe WENHAM	89.8	
19	75	Zoe WENHAM	84.5	7	Tim SNAYLAM	87.4	11	Barrie CULLEY	89.4	
20	24	Phil MORRIS	84.4	33	Simon ELLIOTT	85.5	33	Simon ELLIOTT	89.0	
21	99	Mark CLYNES	84.0	66	Richard KINGSNORTH	85.2	66	Richard KINGSNORTH	88.6	
22	41	Didge DZIURZYNSKI	83.7	5	Doug ROSS	84.4	6	Paul WYHINNY	86.8	
23	5	Doug ROSS	83.0	6	Paul WYHINNY	84.1	5	Doug ROSS	85.6	

Weather / Track : Cloudy / Dry

Circuit Length = 1.9400 miles  
Start: 16:06 End: 16:23

# Volkswagen Racing Cup

## RACE 2 - ROUND 5 - POSITION CHART

No	Name	Laps Pos											
			1	2	3	4	5	6	7	8	9	10	
3	Paul TAYLOR	1	3	3	3	3	3	53	53	53	53	53	53
53	Steve CHAPLIN	2	53	53	53	53	53	3	8	8	8	8	8
8	Aaron MASON	3	8	8	8	8	8	8	3	3	3	3	14
14	Peter FELIX	4	14	14	14	14	14	14	14	14	14	14	3
69	James WALKER	5	69	68	68	68	68	20	20	20	20	20	20
68	Sam EDWARDS	6	68	69	20	20	20	21	21	21	21	21	21
22	Howard FULLER	7	22	22	21	21	21	22	22	22	22	22	22
20	Michael KURTON	8	20	20	22	22	22	68	68	7	68	68	68
21	Daniel WALKER	9	21	21	7	7	7	7	7	68	7	7	7
92	Martyn WALSH	10	92	92	92	92	92	92	92	92	92	92	92
7	Tim SNAYLAM	11	7	7	33	33	33	33	33	66	6	6	6
33	Simon ELLIOTT	12	33	33	69	69	66	66	66	6	66	66	66
41	Didge DZIURZYNSKI	13	41	66	66	66	6	6	6	2	69	69	69
66	Richard KINGSNORTH	14	66	41	6	6	69	2	2	69	2	99	99
6	Paul WYHINNY	15	6	6	5	5	2	69	69	99	99	44	44
5	Doug ROSS	16	5	5	2	2	99	99	99	44	44	2	2
2	Darren BLUMSON	17	2	2	99	99	5	44	44	24	11	11	11
99	Mark CLYNES	18	99	99	24	24	24	24	24	11	24	24	24
44	Robin RILEY	19	44	44	41	44	44	11	11	51	51	51	51
24	Phil MORRIS	20	24	24	44	41	41	5	51	33	75	75	75
51	Simon ANDREWS	21	51	51	51	51	11	41	41	41	41	41	41
75	Zoe WENHAM	22	75	75	11	11	51	51	75	75			
11	Barrie CULLEY	23	11	11	75	75	75	75					


Car 9, 10, 27 not running at the showing of the red flag

Weather / Track : Cloudy / Dry

Circuit Length = 1.9400 miles  
Start: 16:06 End: 16:23

# Volkswagen Racing Cup

## RACE 10 - ROUND 6 - GRID

ROW 13	27   Andrew SMITH	10   Martyn CULLEY
ROW 12	9   Peter WYHINNY	5   Doug ROSS
ROW 11	33   Simon ELLIOTT	41   Didge DZIURZYNSKI
ROW 10	75   Zoe WENHAM	51   Simon ANDREWS
ROW 9	24   Phil MORRIS	11   Barrie CULLEY
ROW 8	2   Darren BLUMSON	44   Robin RILEY
ROW 7	99   Mark CLYNES	69   James WALKER
ROW 6	66   Richard KINGSNORTH	6   Paul WYHINNY
ROW 5	92   Martyn WALSH	7   Tim SNAYLAM
ROW 4	68   Sam EDWARDS	22   Howard FULLER
ROW 3	53   Steve CHAPLIN	8   Aaron MASON
ROW 2	14   Peter FELIX	3   Paul TAYLOR
ROW 1	20   Michael KURTON	21   Daniel WALKER
<b>Pole</b>		
		

Circuit Length = 1.9400 miles

**These results are provisional until the conclusion of any judicial and technical matters.**

Clerk of Course :	Timekeeper :
-------------------	--------------

# Volkswagen Racing Cup

## RACE 10 - ROUND 6 - CLASSIFICATION - AMENDED

POS	NO	CL	DRIVER / TEAM	CAR	LAPS	TIME	GAP	DIFF	MPH	BEST	ON
1	22		<b>Howard FULLER</b> RACINGLINE	GOLF MK5 GTI	13	20:36.058			73.45	1:33.391	9
2	14		<b>Peter FELIX</b> 20TEN RACING	Golf GTI MK5	13	20:39.819	3.761	3.761	73.22	1:34.220	11
3	69		<b>James WALKER</b> KPM RACING	GOLF MK5 GTI	13	20:41.107	5.049	1.288	73.15	1:32.969	2
4	9		<b>Peter WYHINNY</b> VOLKSWAGEN RACING	SEAT 2.0 CUPRA	13	20:49.581	13.523	8.474	72.65	1:34.179	3
5	3		<b>Paul TAYLOR</b> FATHER & SON RACING WITH TAYLOR HEATING	Golf MkV R32	13	20:54.679	18.621	5.098	72.36	1:34.614	3
6	92		<b>Martyn WALSH</b> AWM	GOLF MK5 GTI	13	21:08.778	32.720	14.099	71.55	1:35.619	11
7	68		<b>Sam EDWARDS</b> RACINGLINE	GOLF MK5 GTI	13	21:12.655	36.597	3.877	71.33	1:35.161	13
8	6		<b>Paul WYHINNY</b> RACINGLINE	GOLF MK4 1.8T	13	21:17.151	41.093	4.496	71.08	1:36.415	7
9	33		<b>Simon ELLIOTT</b> VOLKSWAGEN RACING	CADDY VAN RACER	13	21:22.475	46.417	5.324	70.79	1:36.358	8
10	21		<b>Daniel WALKER</b> KPM RACING	GOLF MK5 GTI	13	21:30.472	54.414	7.997	70.35	1:35.554	8
11	44		<b>Robin RILEY</b>	Beetle 3.2 RSI	13	21:34.758	58.700	4.286	70.12	1:36.667	13
12	99		<b>Mark CLYNES</b> SLIDESPORTS	GOLF MK5 GTI	13	21:36.551	1:00.493	1.793	70.02	1:36.540	13
13	7		<b>Tim SNAYLAM</b> COMLINE / AWM	GOLF MK5 GTI	13	21:40.676	1:04.618	4.125	69.80	1:34.596	13
14	24		<b>Phil MORRIS</b> RACINGLINE / TEAM FUCHS TITAN RACE	GOLF MK5 GTI DSG	13	21:54.033	1:17.975	13.357	69.09	1:38.405	9
15	11		<b>Barrie CULLEY</b> FATHER & SON RACING WITH GOBLIN RACING	VENTO VR6	13	21:54.772	1:18.714	0.739	69.05	1:39.127	8
16	5		<b>Doug ROSS</b> MILESTONES MOTORSPORT	POLO 2.0	13	21:56.160	1:20.102	1.388	68.98	1:35.488	13
17	8		<b>Aaron MASON</b> COMLINE / AWM	GOLF MK5 GTI	12	21:26.668	1 lap	1 lap	65.13	1:33.045	2

### NOT CLASSIFIED

DNF	51		<b>Simon ANDREWS</b>	GOLF MK6 GTI DSG	12	20:12.321	1 lap		69.12	1:38.075	8
DNF	75		<b>Zoe WENHAM</b> KPM RACING	POLO 1.8T GTI	11	18:43.012	2 laps	1 lap	68.40	1:39.911	9
DNF	66		<b>Richard KINGSNORTH</b> ADREANALINE MOTORSPORT	GOLF MK5 R32	10	16:39.662	3 laps	1 lap	69.86	1:37.002	9
DNF	53		<b>Steve CHAPLIN</b> COMPLETE UTILITIES	BEEBLE 3.2 RSI	6	9:38.444	7 laps	4 laps	72.44	1:33.442	3
DNF	2		<b>Darren BLUMSON</b> ADREANALINE MOTORSPORT	POLO 1.8T GTI	6	10:20.064	7 laps		67.57	1:40.176	5

### FASTEST LAP

69			<b>James WALKER</b> KPM RACING	GOLF MK5 GTI	2	1:32.969			75.12 mph	120.89 kph	
----	--	--	-----------------------------------	--------------	---	----------	--	--	-----------	------------	--

Car 20 excluded from results under C1.1.5

Weather / Track : Cloudy / Dry

These results are provisional until the conclusion of any judicial and technical matters.

Circuit Length = 1.9400 miles

Start: 15:21 End: 15:46

Clerk of Course :		Timekeeper :	
-------------------	--	--------------	--

# Volkswagen Racing Cup

## RACE 10 - ROUND 6 - LAP CHART

Lap 1			Lap 2			Lap 3			Lap 4			Lap 5		
No	Behind	Laptime	No	Behind	Laptime	No	Behind	Laptime	No	Behind	Laptime	No	Behind	Laptime
3		1:41.062	3		1:34.727	3		1:34.614	3		1:36.389	3		1:34.711
14	0.862	1:41.924	14	0.596	1:34.461	69	0.129	1:33.938	69	0.686	1:36.946	14	0.895	1:34.570
21	2.049	1:43.111	69	0.805	1:32.969	14	1.238	1:35.256	14	1.036	1:36.187	69	2.000	1:36.025
69	2.563	1:43.625	8	1.475	1:33.045	8	1.629	1:34.768	8	1.340	1:36.100	8	2.292	1:35.663
68	3.106	1:44.168	21	4.339	1:37.017	53	3.295	1:33.442	53	1.688	1:34.782	22	2.579	1:35.018
8	3.157	1:44.219	53	4.467	1:35.487	22	4.201	1:33.713	22	2.272	1:34.460	53	2.884	1:35.907
53	3.707	1:44.769	22	5.102	1:35.892	20	4.906	1:33.801	20	2.681	1:34.164	20	3.413	1:35.443
22	3.937	1:44.999	20	5.719	1:36.051	21	6.195	1:36.470	9	7.709	1:34.358	9	7.320	1:34.322
20	4.395	1:45.457	66	9.617	1:38.501	9	9.740	1:34.179	66	16.109	1:38.504	92	18.217	1:36.460
66	5.843	1:46.905	9	10.175	1:35.844	66	13.994	1:38.991	92	16.468	1:38.559	6	20.144	1:37.974
6	5.922	1:46.984	6	10.590	1:39.395	6	14.278	1:38.302	6	16.881	1:38.992	66	20.669	1:39.271
92	6.741	1:47.803	92	11.482	1:39.468	92	14.298	1:37.430	33	20.949	1:37.494	33	23.764	1:37.526
33	8.556	1:49.618	2	15.017	1:40.756	33	19.844	1:37.847	68	24.255	1:37.040	68	25.783	1:36.239
2	8.988	1:50.050	11	16.015	1:40.936	2	21.168	1:40.765	5	25.430	1:39.507	99	29.732	1:38.199
9	9.058	1:50.120	5	16.087	1:40.333	5	22.312	1:40.839	2	25.843	1:41.064	5	29.771	1:39.052
11	9.806	1:50.868	33	16.611	1:42.782	68	23.604	1:38.410	99	26.244	1:38.385	2	31.308	1:40.176
99	10.332	1:51.394	99	17.088	1:41.483	11	23.781	1:42.380	11	28.144	1:40.752	11	33.076	1:39.643
5	10.481	1:51.543	44	17.921	1:41.772	99	24.248	1:41.774	44	28.459	1:40.234	44	33.301	1:39.553
44	10.876	1:51.938	51	18.719	1:41.160	44	24.614	1:41.307	51	28.845	1:40.032	51	34.619	1:40.485
51	12.286	1:53.348	68	19.808	1:51.429	51	25.202	1:41.097	24	29.473	1:40.133	24	34.779	1:40.017
24	12.718	1:53.780	24	20.608	1:42.617	24	25.729	1:39.735	75	31.704	1:40.270	21	36.074	1:38.391
75	13.975	1:55.037	75	21.547	1:42.299	75	27.823	1:40.890	21	32.394	2:02.588	75	37.382	1:40.389
7	54.190	2:35.252	7	55.998	1:36.535	7	56.972	1:35.588	7	56.830	1:36.247	7	58.169	1:36.050

Weather / Track : Cloudy / Dry

Circuit Length = 1.9400 miles  
Start: 15:21 End: 15:46

# Volkswagen Racing Cup

## RACE 10 - ROUND 6 - LAP CHART

Lap 6			Lap 7			Lap 8			Lap 9			Lap 10		
No	Behind	Laptime	No	Behind	Laptime	No	Behind	Laptime	No	Behind	Laptime	No	Behind	Laptime
14		1:34.542	14		1:34.635	69		1:34.782	22		1:33.391	22		1:33.837
3	0.470	1:35.907	69	0.388	1:34.190	22	0.188	1:34.572	69	0.829	1:34.408	69	1.063	1:34.071
69	0.833	1:34.270	22	0.786	1:34.341	14	0.804	1:35.974	14	1.573	1:34.348	14	1.972	1:34.236
22	1.080	1:33.938	20	2.458	1:35.029	20	1.518	1:34.230	20	2.023	1:34.084	20	2.854	1:34.668
53	1.504	1:34.057	3	5.129	1:39.294	3	5.643	1:35.684	3	8.582	1:36.518	9	10.298	1:35.246
20	2.064	1:34.088	9	7.291	1:34.743	9	7.032	1:34.911	9	8.889	1:35.436	3	11.345	1:36.600
9	7.183	1:35.300	92	21.148	1:36.163	92	21.660	1:35.682	92	23.994	1:35.913	92	26.372	1:36.215
92	19.620	1:36.840	6	22.973	1:36.415	6	24.446	1:36.643	6	27.854	1:36.987	6	30.675	1:36.658
6	21.193	1:36.486	66	26.050	1:37.885	68	28.009	1:35.635	68	30.082	1:35.652	68	31.581	1:35.336
66	22.800	1:37.568	68	27.544	1:36.139	66	28.839	1:37.959	66	32.262	1:37.002	33	36.616	1:37.691
33	25.452	1:37.125	33	28.551	1:37.734	33	29.739	1:36.358	33	32.762	1:36.602	66	45.501	1:47.076 P
68	26.040	1:35.694	99	37.737	1:38.598	99	40.169	1:37.602	99	45.302	1:38.712	21	48.291	1:36.118
5	33.491	1:39.157	44	38.550	1:38.398	44	40.575	1:37.195	44	45.764	1:38.768	44	49.993	1:38.066
99	33.774	1:39.479	5	38.748	1:39.892	21	42.703	1:35.554	21	46.010	1:36.886	8	1 LAP	1:34.318
44	34.787	1:36.923	21	42.319	1:37.803	5	45.678	1:42.100	8	1 LAP	1:35.050	99	51.632	1:40.167
11	37.500	1:39.861	11	43.568	1:40.703	51	47.114	1:38.075	5	53.771	1:41.672	11	59.523	1:39.534
51	39.056	1:39.874	51	44.209	1:39.788	11	47.525	1:39.127	11	53.826	1:39.880	24	59.914	1:38.961
21	39.151	1:38.514	24	45.934	1:40.506	8	1 LAP	3:09.287	51	54.442	1:40.907	51	1:00.614	1:40.009
24	40.063	1:40.721	75	48.419	1:40.836	24	49.964	1:39.200	24	54.790	1:38.405	7	1:01.533	1:34.720
75	42.218	1:40.273	7	59.340	1:35.554	75	53.510	1:40.261	75	59.842	1:39.911	5	1:02.906	1:42.972
2	43.124	1:47.253 P				7	59.350	1:35.180	7	1:00.650	1:34.879	75	1:06.546	1:40.541
8	49.117	2:22.262 P												
7	58.421	1:35.689												

Weather / Track : Cloudy / Dry

Circuit Length = 1.9400 miles  
Start: 15:21 End: 15:46

# Volkswagen Racing Cup

## RACE 10 - ROUND 6 - LAP CHART

Lap 11			Lap 12			Lap 13		
No	Behind	Laptime	No	Behind	Laptime	No	Behind	Laptime
22		1:33.584	22		1:33.742	22		1:34.571
69	1.564	1:34.085	69	2.655	1:34.833	14	3.761	1:34.587
14	2.608	1:34.220	14	3.745	1:34.879	69	5.049	1:36.965
20	3.110	1:33.840	20	3.978	1:34.610	9	13.523	1:35.378
9	11.404	1:34.690	9	12.716	1:35.054	3	18.621	1:36.403
3	14.069	1:36.308	3	16.789	1:36.462	20	24.495	1:55.088
92	28.407	1:35.619	92	30.718	1:36.053	92	32.720	1:36.573
68	34.420	1:36.423	68	36.007	1:35.329	68	36.597	1:35.161
6	35.595	1:38.504	6	38.734	1:36.881	6	41.093	1:36.930
33	40.478	1:37.446	33	43.598	1:36.862	33	46.417	1:37.390
21	50.441	1:35.734	8	1 LAP	1:33.667	8	1 LAP	1:34.485
8	1 LAP	1:33.804	21	52.648	1:35.949	21	54.414	1:36.337
44	53.554	1:37.145	44	56.604	1:36.792	44	58.700	1:36.667
99	55.223	1:37.175	99	58.524	1:37.043	99	1:00.493	1:36.540
7	1:03.700	1:35.751	7	1:04.593	1:34.635	7	1:04.618	1:34.596
11	1:05.648	1:39.709	51	1:10.834	1:38.522	24	1:17.975	1:40.641
51	1:06.054	1:39.024	11	1:11.606	1:39.700	11	1:18.714	1:41.679
24	1:06.441	1:40.111	24	1:11.905	1:39.206	5	1:20.102	1:35.488
5	1:10.598	1:41.276	5	1:19.185	1:42.329			
75	1:15.267	1:42.305						

Weather / Track : Cloudy / Dry

Circuit Length = 1.9400 miles  
Start: 15:21 End: 15:46

# Volkswagen Racing Cup

## RACE 10 - ROUND 6 - SECTOR ANALYSIS

<b>2</b>	<b>Darren BLUMSON</b>					<b>ADREANALINE MOTORSPORT</b>									
1-	84.1	27.352	88.2	20.371	<i>91.5</i>	1:50.050	4-	53.025	84.1	27.675	87.4	<i>20.364</i>	90.6	1:41.064	
2-	53.316	84.5	<i>26.750</i>	<i>88.8</i>	20.690	89.7	1:40.756	5-	<i>52.061</i>	83.4	27.510	85.9	20.605	89.4	<b>1:40.176</b>
3-	52.670	<i>85.3</i>	27.311	85.7	20.784	90.4	1:40.765	6-	58.526	57.9	28.692	84.7	In		1:47.253 P
<b>3</b>	<b>Paul TAYLOR</b>					<b>FATHER &amp; SON RACING WITH TAYLOR HEATING</b>									
1-	85.3	25.504	90.1	19.203	95.5	1:41.062	8-	50.348	87.0	26.012	89.6	19.324	95.7	1:35.684	
2-	50.034	87.7	25.628	90.4	<i>19.065</i>	95.9	1:34.727	9-	50.772	84.8	26.078	89.2	19.668	95.3	1:36.518
3-	49.841	86.7	<i>25.412</i>	<i>90.7</i>	19.361	94.8	<b>1:34.614</b>	10-	50.976	86.7	26.116	87.7	19.508	95.7	1:36.600
4-	50.309	87.0	26.712	89.5	19.368	95.7	1:36.389	11-	50.566	87.3	26.289	88.8	19.453	95.6	1:36.308
5-	<i>49.777</i>	<i>88.1</i>	25.717	90.2	19.217	96.6	1:34.711	12-	50.871	86.1	26.065	88.3	19.526	95.1	1:36.462
6-	50.228	85.5	26.353	90.4	19.326	<i>97.0</i>	1:35.907	13-	50.887	86.1	26.012	89.2	19.504	94.6	1:36.403
7-	50.493	86.3	29.244	87.4	19.557	95.9	1:39.294								
<b>5</b>	<b>Doug ROSS</b>					<b>MILESTONES MOTORSPORT</b>									
1-	77.7	27.201	83.9	20.999	86.8	1:51.543	7-	52.117	81.0	26.644	<i>84.5</i>	21.131	87.6	1:39.892	
2-	52.205	82.4	26.794	83.9	21.334	86.1	1:40.333	8-	52.394	78.1	26.883	80.5	22.823	80.9	1:42.100
3-	53.786	78.5	26.758	83.3	<i>20.295</i>	<i>87.7</i>	1:40.839	9-	53.972	79.0	27.070	78.6	20.630	82.1	1:41.672
4-	52.031	<i>83.7</i>	26.940	84.4	20.536	86.7	1:39.507	10-	54.649	82.8	27.471	76.3	20.852	83.6	1:42.972
5-	<i>51.332</i>	82.6	<i>26.426</i>	83.9	21.294	83.2	<b>1:39.052</b>	11-	52.952	81.7	27.358	76.2	20.966	82.0	1:41.276
6-	52.099	82.2	26.591	<i>84.5</i>	20.467	87.6	1:39.157	12-	54.020	79.1	27.478	76.3	20.831	82.1	1:42.329
<b>6</b>	<b>Paul WYHINNY</b>					<b>RACINGLINE</b>									
1-	78.3	26.451	82.4	19.821	89.8	1:46.984	8-	51.117	84.7	<i>26.039</i>	82.3	19.487	89.4	1:36.643	
2-	53.190	84.8	26.304	82.2	19.901	<i>90.0</i>	1:39.395	9-	51.104	84.8	26.213	82.6	19.670	88.5	1:36.987
3-	<i>50.733</i>	<i>85.2</i>	26.927	81.0	20.642	87.3	1:38.302	10-	50.993	84.7	26.167	<i>83.2</i>	19.498	89.0	1:36.658
4-	51.578	84.1	27.791	79.1	19.623	<i>90.0</i>	1:38.992	11-	52.671	81.9	26.161	83.0	19.672	89.2	1:38.504
5-	51.818	83.7	26.439	82.3	19.717	89.1	1:37.974	12-	50.954	85.1	26.351	82.6	19.576	88.6	1:36.881
6-	50.835	84.7	26.143	82.6	19.508	89.2	1:36.486	13-	51.171	84.9	26.173	82.6	19.586	88.5	1:36.930
7-	50.763	84.7	26.168	82.4	<i>19.484</i>	88.9	<b>1:36.415</b>								
<b>7</b>	<b>Tim SNAYLAM</b>					<b>COMLINE / AWM</b>									
1-	82.6	26.505	87.0	19.977	92.3	2:35.252	8-	50.418	86.0	25.593	87.4	19.169	93.5	1:35.180	
2-	51.172	85.5	25.870	86.8	19.493	92.6	1:36.535	9-	50.238	86.0	25.459	88.4	19.182	93.9	1:34.879
3-	50.752	84.0	25.573	86.6	19.263	92.6	1:35.588	10-	50.106	<i>87.6</i>	25.356	<i>88.9</i>	19.258	93.5	1:34.720
4-	51.139	86.4	25.852	87.2	19.256	91.1	1:36.247	11-	50.405	86.0	26.085	88.8	19.261	92.8	1:35.751
5-	50.736	85.6	25.835	87.0	19.479	92.6	1:36.050	12-	50.207	87.3	<i>25.289</i>	88.2	19.139	<i>94.1</i>	1:34.635
6-	50.605	86.0	25.701	87.6	19.383	93.2	1:35.689	13-	<i>49.887</i>	86.5	25.605	88.4	<i>19.104</i>	92.4	<b>1:34.596</b>
7-	50.379	86.4	25.862	86.3	19.313	92.7	1:35.554								
<b>8</b>	<b>Aaron MASON</b>					<b>COMLINE / AWM</b>									
1-	86.0	25.559	87.5	19.895	92.9	1:44.219	7-	Out	87.5	25.812	88.5	19.048	93.9	3:09.287	
2-	49.029	<i>89.5</i>	<i>25.116</i>	88.8	<i>18.900</i>	<i>94.5</i>	<b>1:33.045</b>	8-	50.307	88.0	25.364	88.7	19.379	93.3	1:35.050
3-	49.933	85.1	25.515	88.1	19.320	93.5	1:34.768	9-	49.438	88.7	25.388	88.2	19.492	93.5	1:34.318
4-	49.666	88.4	26.537	83.6	19.897	94.0	1:36.100	10-	49.226	86.9	25.253	<i>89.0</i>	19.325	93.7	1:33.804
5-	49.928	89.0	25.891	86.8	19.844	94.1	1:35.663	11-	<i>48.970</i>	86.7	25.457	88.3	19.240	93.3	1:33.667
6-	1:09.019	38.6	47.469	41.6	In		2:22.262 P	12-	49.514	87.7	25.534	88.3	19.437	90.3	1:34.485
<b>9</b>	<b>Peter WYHINNY</b>					<b>VOLKSWAGEN RACING</b>									
1-	79.5	26.343	<i>87.5</i>	20.282	91.4	1:50.120	8-	49.816	86.5	25.496	87.2	19.599	91.8	1:34.911	
2-	50.609	84.2	25.735	86.7	19.500	<i>92.7</i>	1:35.844	9-	49.927	86.3	25.732	86.3	19.777	91.1	1:35.436
3-	<i>49.194</i>	87.5	25.523	86.0	19.462	91.9	<b>1:34.179</b>	10-	49.949	85.4	25.808	85.3	19.489	91.3	1:35.246
4-	49.496	<i>87.6</i>	25.431	86.8	19.431	91.5	1:34.358	11-	49.955	85.7	<i>25.326</i>	86.7	<i>19.409</i>	91.5	1:34.690
5-	49.520	87.5	25.388	87.0	19.414	92.2	1:34.322	12-	49.818	86.4	25.664	86.8	19.572	91.8	1:35.054
6-	50.196	86.4	25.640	86.0	19.464	92.2	1:35.300	13-	49.875	85.6	25.955	86.3	19.548	91.2	1:35.378
7-	49.759	86.9	25.550	86.9	19.434	91.9	1:34.743								
<b>11</b>	<b>Barrie CULLEY</b>					<b>FATHER &amp; SON RACING WITH GOBLIN RACING</b>									
1-	81.3	27.059	85.6	20.779	<i>93.1</i>	1:50.868	7-	53.121	81.7	27.477	84.4	20.105	91.2	1:40.703	
2-	54.248	82.8	<i>26.631</i>	<i>87.8</i>	<i>20.057</i>	92.8	1:40.936	8-	52.187	83.5	26.774	87.0	20.166	<i>93.1</i>	<b>1:39.127</b>
3-	54.268	79.3	27.301	86.6	20.811	<i>93.1</i>	1:42.380	9-	52.760	<i>83.7</i>	26.789	85.9	20.331	91.9	1:39.880
4-	52.867	79.2	27.497	87.2	20.388	92.2	1:40.752	10-	52.324	83.3	26.820	85.8	20.390	90.9	1:39.534

Weather / Track : Cloudy / Dry

Circuit Length = 1.9400 miles  
Start: 15:21 End: 15:46

# Volkswagen Racing Cup

## RACE 10 - ROUND 6 - SECTOR ANALYSIS

5 -	52.471	81.6	26.804	87.0	20.368	92.2	1:39.643	11 -	52.158	82.8	27.239	86.8	20.312	91.5	1:39.709
6 -	52.708	82.6	26.966	86.3	20.187	91.2	1:39.861	12 -	<b>52.117</b>	81.8	27.056	86.7	20.527	92.2	1:39.700
<b>14</b>	<b>Peter FELIX</b>							<b>20TEN RACING</b>							
1 -		86.5	25.695	86.8	19.242	97.0	1:41.924	8 -	<b>49.442</b>	88.3	25.628	86.9	20.904	95.2	1:35.974
2 -	49.525	87.4	25.632	86.7	19.304	97.5	1:34.461	9 -	49.748	88.2	25.484	<b>87.6</b>	19.116	97.8	1:34.348
3 -	50.609	85.5	25.427	86.9	19.220	97.1	1:35.256	10 -	49.598	87.3	<b>25.424</b>	86.8	19.214	96.1	1:34.236
4 -	49.762	87.5	26.700	86.1	19.725	97.5	1:36.187	11 -	49.648	88.0	25.506	87.3	<b>19.066</b>	97.0	<b>1:34.220</b>
5 -	49.948	87.5	25.513	<b>87.6</b>	19.109	96.7	1:34.570	12 -	49.653	<b>88.7</b>	25.722	86.9	19.504	96.7	1:34.879
6 -	49.490	83.9	25.975	86.7	19.077	96.1	1:34.542	13 -	49.904	87.0	25.518	86.8	19.165	<b>98.0</b>	1:34.587
7 -	49.847	88.1	25.550	87.0	19.238	96.4	1:34.635								
<b>20</b>	<b>Michael KURTON</b>							<b>SLIDESPORTS</b>							
1 -		81.2	25.569	88.1	19.451	94.9	1:45.457	8 -	49.314	88.4	25.673	87.5	19.243	93.9	1:34.230
2 -	50.876	86.7	25.278	88.4	19.897	94.9	1:36.051	9 -	49.643	88.2	<b>25.183</b>	88.8	19.258	94.8	1:34.084
3 -	<b>49.148</b>	<b>89.8</b>	25.656	87.5	<b>18.997</b>	94.5	<b>1:33.801</b>	10 -	49.436	88.9	26.127	81.7	19.105	94.2	1:34.668
4 -	49.302	88.3	25.391	88.4	19.471	94.8	1:34.164	11 -	49.347	89.4	25.412	83.1	19.081	94.5	1:33.840
5 -	50.226	88.4	25.701	88.0	19.516	<b>95.2</b>	1:35.443	12 -	49.431	<b>89.8</b>	25.867	81.0	19.312	<b>95.2</b>	1:34.610
6 -	49.601	88.4	25.347	<b>88.9</b>	19.140	95.1	1:34.088	13 -	56.388	73.0	29.602	80.4	29.098	29.5	1:55.088
7 -	49.976	87.0	25.972	88.2	19.081	93.6	1:35.029								
<b>21</b>	<b>Daniel WALKER</b>							<b>KPM RACING</b>							
1 -		85.1	26.406	85.2	19.946	91.4	1:43.111	8 -	50.414	<b>87.7</b>	25.615	87.0	19.525	92.6	<b>1:35.554</b>
2 -	51.635	84.4	25.670	85.4	19.712	<b>93.1</b>	1:37.017	9 -	51.025	85.4	26.030	85.4	19.831	92.7	1:36.886
3 -	51.413	83.9	<b>25.583</b>	86.0	19.474	92.7	1:36.470	10 -	50.941	86.9	25.695	86.9	19.482	92.1	1:36.118
4 -	1:11.856	50.1	30.929	86.8	19.803	90.0	2:02.588	11 -	50.575	86.3	25.879	86.9	<b>19.280</b>	92.6	1:35.734
5 -	52.642	84.3	26.164	86.0	19.585	90.6	1:38.391	12 -	<b>50.132</b>	87.4	25.961	87.0	19.856	90.7	1:35.949
6 -	53.165	80.6	26.040	86.7	19.309	92.6	1:38.514	13 -	50.961	86.6	25.794	<b>87.3</b>	19.582	90.0	1:36.337
7 -	51.672	80.5	26.717	85.9	19.414	90.7	1:37.803								
<b>22</b>	<b>Howard FULLER</b>							<b>RACINGLINE</b>							
1 -		86.9	25.861	88.4	20.204	94.5	1:44.999	8 -	49.484	<b>89.2</b>	25.281	88.4	19.807	93.6	1:34.572
2 -	50.714	89.1	25.697	88.0	19.481	94.5	1:35.892	9 -	<b>49.107</b>	88.4	25.214	88.8	19.070	93.7	<b>1:33.391</b>
3 -	49.271	89.1	25.256	<b>89.0</b>	19.186	94.0	1:33.713	10 -	49.296	88.7	25.298	88.8	19.243	93.1	1:33.837
4 -	49.574	88.8	25.484	88.5	19.402	94.4	1:34.460	11 -	49.467	88.4	<b>25.098</b>	88.2	19.019	93.6	1:33.584
5 -	50.145	88.5	25.236	88.9	19.637	<b>95.3</b>	1:35.018	12 -	49.141	88.8	25.196	88.8	19.405	93.2	1:33.742
6 -	49.518	88.8	25.166	<b>89.0</b>	19.254	94.6	1:33.938	13 -	49.836	88.9	25.487	88.7	19.248	93.3	1:34.571
7 -	49.939	88.0	25.393	88.1	<b>19.009</b>	94.4	1:34.341								
<b>24</b>	<b>Phil MORRIS</b>							<b>RACINGLINE / TEAM FUCHS TITAN RACE</b>							
1 -		81.3	27.094	87.5	21.066	<b>93.7</b>	1:53.780	8 -	52.753	<b>85.2</b>	26.572	87.8	19.875	92.2	1:39.200
2 -	54.595	84.3	27.355	86.7	20.667	93.1	1:42.617	9 -	<b>52.283</b>	85.1	26.211	<b>88.4</b>	19.911	92.6	<b>1:38.405</b>
3 -	52.962	79.2	26.852	<b>88.4</b>	19.921	93.5	1:39.735	10 -	52.607	82.8	26.586	87.5	19.768	92.6	1:38.961
4 -	53.578	82.2	26.524	88.3	20.031	92.9	1:40.133	11 -	53.857	84.8	<b>25.899</b>	87.6	20.355	92.4	1:40.111
5 -	53.108	83.8	26.461	88.2	20.448	93.3	1:40.017	12 -	52.380	85.1	26.565	87.7	20.261	92.6	1:39.206
6 -	54.235	81.4	26.592	88.3	19.894	92.9	1:40.721	13 -	53.539	80.0	26.810	86.7	20.292	88.3	1:40.641
7 -	53.723	83.9	27.094	87.7	<b>19.689</b>	91.8	1:40.506								
<b>33</b>	<b>Simon ELLIOTT</b>							<b>VOLKSWAGEN RACING</b>							
1 -		79.1	26.452	86.4	21.140	67.2	1:49.618	8 -	<b>50.642</b>	83.6	26.163	85.1	<b>19.553</b>	90.8	<b>1:36.358</b>
2 -	56.591	82.2	25.964	<b>86.8</b>	20.227	90.9	1:42.782	9 -	50.848	83.5	26.170	85.3	19.584	<b>91.7</b>	1:36.602
3 -	51.496	83.3	26.422	84.7	19.929	90.8	1:37.847	10 -	50.976	81.8	26.409	79.5	20.306	89.5	1:37.691
4 -	51.663	82.6	<b>25.867</b>	85.1	19.964	90.1	1:37.494	11 -	51.307	82.1	26.049	85.4	20.090	89.8	1:37.446
5 -	51.564	81.3	26.040	85.4	19.922	89.8	1:37.526	12 -	50.723	83.7	26.147	84.8	19.992	89.8	1:36.862
6 -	51.134	82.3	26.241	84.9	19.750	90.1	1:37.125	13 -	51.242	82.3	26.167	85.2	19.981	88.3	1:37.390
7 -	51.712	<b>83.8</b>	26.182	85.9	19.840	90.8	1:37.734								
<b>44</b>	<b>Robin RILEY</b>														
1 -		79.5	27.198	87.2	20.231	<b>95.2</b>	1:51.938	8 -	51.517	80.9	26.248	<b>88.5</b>	<b>19.430</b>	94.1	1:37.195
2 -	54.590	81.9	26.815	86.6	20.367	93.9	1:41.772	9 -	52.826	84.8	26.197	88.3	19.745	93.2	1:38.768
3 -	53.447	78.6	26.962	88.1	20.898	94.4	1:41.307	10 -	52.043	85.4	26.214	87.2	19.809	93.6	1:38.066
4 -	53.189	77.7	26.537	84.3	20.508	91.8	1:40.234	11 -	51.244	82.8	26.075	88.2	19.826	92.2	1:37.145
5 -	52.507	84.7	26.662	84.7	20.384	93.2	1:39.553	12 -	51.099	84.9	26.060	88.0	19.633	92.4	1:36.792

Weather / Track : Cloudy / Dry

Circuit Length = 1.9400 miles  
Start: 15:21 End: 15:46

# Volkswagen Racing Cup

## RACE 10 - ROUND 6 - SECTOR ANALYSIS

6 -	51.225	85.8	26.220	87.0	19.478	93.2	1:36.923	13 -	51.080	85.4	26.009	87.8	19.578	92.4	1:36.667
7 -	52.166	<b>86.0</b>	26.237	<b>88.5</b>	19.995	93.1	1:38.398								
<b>51</b>	<b>Simon ANDREWS</b>														
1 -		81.8	26.710	<b>88.0</b>	20.600	92.6	1:53.348	7 -	52.947	83.9	26.357	84.7	20.484	92.2	1:39.788
2 -	53.963	84.6	26.259	87.0	20.938	92.3	1:41.160	8 -	<b>51.980</b>	83.9	26.076	87.7	<b>20.019</b>	92.3	<b>1:38.075</b>
3 -	53.334	84.4	26.606	80.6	21.157	<b>93.3</b>	1:41.097	9 -	53.959	84.6	26.024	86.1	20.924	88.1	1:40.907
4 -	53.039	79.8	26.391	84.3	20.602	90.2	1:40.032	10 -	53.310	84.3	26.579	85.6	20.120	92.9	1:40.009
5 -	52.824	85.2	26.140	85.2	21.521	91.4	1:40.485	11 -	52.392	85.3	<b>25.882</b>	87.0	20.750	91.9	1:39.024
6 -	52.972	84.4	25.930	87.4	20.972	87.6	1:39.874	12 -	52.093	<b>85.5</b>	26.383	86.8	20.046	91.3	1:38.522
<b>53</b>	<b>Steve CHAPLIN</b> COMPLETE UTILITIES														
1 -		85.7	26.571	86.7	20.421	94.6	1:44.769	4 -	<b>49.119</b>	87.5	25.671	86.5	19.992	95.7	1:34.782
2 -	50.727	86.6	25.351	88.1	19.409	94.9	1:35.487	5 -	50.620	87.5	25.995	<b>88.4</b>	19.292	<b>96.0</b>	1:35.907
3 -	49.154	87.8	<b>25.131</b>	87.8	19.157	95.1	<b>1:33.442</b>	6 -	49.627	<b>88.0</b>	25.328	88.2	<b>19.102</b>	95.5	1:34.057
<b>66</b>	<b>Richard KINGSNORTH</b> ADREANALINE MOTORSPORT														
1 -		82.6	26.459	82.1	20.515	90.4	1:46.905	6 -	51.601	<b>84.1</b>	26.257	84.4	19.710	<b>91.5</b>	1:37.568
2 -	52.571	82.4	<b>26.205</b>	84.4	19.725	91.2	1:38.501	7 -	51.711	83.7	26.325	85.1	19.849	91.3	1:37.885
3 -	51.447	82.0	26.771	84.2	20.773	91.3	1:38.991	8 -	51.213	82.1	26.868	83.7	19.878	87.8	1:37.959
4 -	51.717	83.0	26.797	83.1	19.990	91.3	1:38.504	9 -	<b>51.067</b>	81.7	26.227	<b>85.8</b>	<b>19.708</b>	91.2	<b>1:37.002</b>
5 -	52.770	80.9	26.439	80.9	20.062	86.7	1:39.271	10 -	51.087	83.4	26.526	82.3	ln		1:47.076 P
<b>68</b>	<b>Sam EDWARDS</b> RACINGLINE														
1 -		83.8	26.467	83.6	20.342	91.7	1:44.168	8 -	50.116	86.3	26.123	87.0	19.396	91.7	1:35.635
2 -	1:04.446	83.9	27.220	86.4	19.763	92.2	1:51.429	9 -	50.482	<b>87.2</b>	25.741	87.8	19.429	91.9	1:35.652
3 -	50.743	81.6	27.112	85.7	20.555	91.7	1:38.410	10 -	50.241	86.0	25.743	<b>88.1</b>	<b>19.352</b>	91.8	1:35.336
4 -	51.595	80.6	25.939	86.7	19.506	91.3	1:37.040	11 -	51.395	85.5	<b>25.552</b>	87.6	19.476	91.4	1:36.423
5 -	51.086	85.8	25.688	87.7	19.465	91.7	1:36.239	12 -	49.947	83.3	25.813	87.7	19.569	91.1	1:35.329
6 -	50.286	84.3	25.954	87.6	19.454	<b>92.4</b>	1:35.694	13 -	<b>49.915</b>	85.7	25.756	87.4	19.490	90.6	<b>1:35.161</b>
7 -	50.690	85.3	25.850	86.9	19.599	91.7	1:36.139								
<b>69</b>	<b>James WALKER</b> KPM RACING														
1 -		87.6	25.572	<b>89.5</b>	19.788	93.2	1:43.625	8 -	49.381	87.5	25.281	87.5	20.120	90.4	1:34.782
2 -	<b>49.044</b>	87.8	<b>24.950</b>	88.2	<b>18.975</b>	<b>93.6</b>	<b>1:32.969</b>	9 -	50.069	87.3	25.232	87.2	19.107	91.4	1:34.408
3 -	49.653	87.7	25.002	88.3	19.283	91.9	1:33.938	10 -	49.570	86.6	25.272	86.7	19.229	90.6	1:34.071
4 -	50.306	86.5	27.218	84.9	19.422	92.4	1:36.946	11 -	49.710	86.8	25.260	86.8	19.115	91.5	1:34.085
5 -	51.094	<b>88.5</b>	25.313	87.6	19.618	92.7	1:36.025	12 -	49.909	86.5	25.321	86.9	19.603	90.3	1:34.833
6 -	49.492	87.0	25.297	86.9	19.481	92.7	1:34.270	13 -	52.401	86.0	25.162	87.4	19.402	85.2	1:36.965
7 -	49.756	87.6	25.192	87.8	19.242	92.1	1:34.190								
<b>75</b>	<b>Zoe WENHAM</b> KPM RACING														
1 -		79.0	27.637	86.7	21.068	92.9	1:55.037	7 -	53.029	80.7	27.234	87.2	20.573	91.2	1:40.836
2 -	54.380	<b>84.0</b>	27.325	89.0	20.594	92.8	1:42.299	8 -	52.749	82.2	27.097	86.1	20.415	91.4	1:40.261
3 -	53.085	81.1	27.365	88.5	20.440	<b>93.2</b>	1:40.890	9 -	52.610	83.1	<b>26.851</b>	88.3	20.450	90.4	<b>1:39.911</b>
4 -	52.562	81.6	27.256	88.3	20.452	92.2	1:40.270	10 -	53.216	83.5	26.913	88.4	20.412	90.7	1:40.541
5 -	<b>52.530</b>	83.7	27.014	81.7	20.845	91.5	1:40.389	11 -	53.060	82.2	27.081	<b>89.1</b>	22.164	85.8	1:42.305
6 -	53.006	79.9	26.983	87.0	<b>20.284</b>	91.5	1:40.273								
<b>92</b>	<b>Martyn WALSH</b> AWM														
1 -		81.9	26.239	<b>88.4</b>	20.165	92.2	1:47.803	8 -	50.536	86.5	<b>25.513</b>	88.1	<b>19.633</b>	92.1	1:35.682
2 -	52.912	79.1	26.463	88.0	20.093	92.1	1:39.468	9 -	50.608	<b>86.9</b>	25.575	88.1	19.730	92.8	1:35.913
3 -	50.690	85.5	25.945	87.2	20.795	89.0	1:37.430	10 -	50.812	85.8	25.722	87.5	19.681		1:36.215
4 -	52.503	85.8	26.120	87.7	19.936	89.1	1:38.559	11 -	<b>50.208</b>	<b>86.9</b>	25.716	87.8	19.695	92.4	<b>1:35.619</b>
5 -	50.686	85.4	25.902	87.7	19.872	91.1	1:36.460	12 -	50.546	86.3	25.797	87.7	19.710	<b>95.2</b>	1:36.053
6 -	51.352	83.0	25.787	87.8	19.701	91.7	1:36.840	13 -	51.094	85.4	25.748	88.3	19.731	80.9	1:36.573
7 -	50.667	85.7	25.688	87.5	19.808	93.1	1:36.163								
<b>99</b>	<b>Mark CLYNES</b> SLIDESPORTS														
1 -		80.9	26.587	86.9	20.564	92.6	1:51.394	8 -	51.998	83.3	26.067	87.5	19.537	92.9	1:37.602
2 -	54.095	82.7	26.931	84.5	20.457	92.6	1:41.483	9 -	52.788	84.5	26.126	87.7	19.798	92.1	1:38.712
3 -	54.043	80.9	26.767	84.5	20.964	<b>93.2</b>	1:41.774	10 -	53.424	83.3	26.743	84.5	20.000	92.3	1:40.167
4 -	52.827	80.5	26.155	88.0	19.403	88.6	1:38.385	11 -	51.775	83.5	26.006	87.6	19.394	92.4	1:37.175

Weather / Track : Cloudy / Dry

Circuit Length = 1.9400 miles  
Start: 15:21 End: 15:46

# Volkswagen Racing Cup

## RACE 10 - ROUND 6 - SECTOR ANALYSIS

5 -	52.324	82.7	26.281	87.2	19.594	91.9	1:38.199	12 -	<i>51.441</i>	83.4	25.997	<i>88.2</i>	19.605	92.1	1:37.043
6 -	53.004	83.2	26.653	88.0	19.822	91.2	1:39.479	13 -	51.461	<i>84.9</i>	<i>25.705</i>	87.6	<i>19.374</i>	91.9	<b>1:36.540</b>
7 -	52.623	82.0	26.039	86.8	19.936	92.8	1:38.598								

# Volkswagen Racing Cup

## RACE 10 - ROUND 6 - BEST SECTOR TIMES

SECTOR 1			SECTOR 2			SECTOR 3			IDEAL / BEST COMPARISON						
POS	NO	NAME	TIME	NO	NAME	TIME	NO	NAME	TIME	POS	NO	NAME	IDEAL	BEST	DIFF
1	8	MASON	48.970	69	WALKER	24.950	8	MASON	18.900	1	69	WALKER	1:32.969	1:32.969	0.000
2	69	WALKER	49.044	22	FULLER	25.098	69	WALKER	18.975	2	8	MASON	1:32.986	1:33.045	0.059
3	22	FULLER	49.107	8	MASON	25.116	20	KURTON	18.997	3	22	FULLER	1:33.214	1:33.391	0.177
4	53	CHAPLIN	49.119	53	CHAPLIN	25.131	22	FULLER	19.009	4	20	KURTON	1:33.328	1:33.801	0.473
5	20	KURTON	49.148	20	KURTON	25.183	3	TAYLOR	19.065	5	53	CHAPLIN	1:33.352	1:33.442	0.090
6	9	WYHINNY	49.194	7	SNAYLAM	25.289	14	FELIX	19.066	6	9	WYHINNY	1:33.929	1:34.179	0.250
7	14	FELIX	49.442	9	WYHINNY	25.326	53	CHAPLIN	19.102	7	14	FELIX	1:33.932	1:34.220	0.288
8	3	TAYLOR	49.777	3	TAYLOR	25.412	7	SNAYLAM	19.104	8	3	TAYLOR	1:34.254	1:34.614	0.360
9	7	SNAYLAM	49.887	14	FELIX	25.424	21	WALKER	19.280	9	7	SNAYLAM	1:34.280	1:34.596	0.316
10	68	EDWARDS	49.915	92	WALSH	25.513	68	EDWARDS	19.352	10	68	EDWARDS	1:34.819	1:35.161	0.342
11	21	WALKER	50.132	68	EDWARDS	25.552	99	CLYNES	19.374	11	21	WALKER	1:34.995	1:35.554	0.559
12	92	WALSH	50.208	21	WALKER	25.583	9	WYHINNY	19.409	12	92	WALSH	1:35.354	1:35.619	0.265
13	33	ELLIOTT	50.642	99	CLYNES	25.705	44	RILEY	19.430	13	33	ELLIOTT	1:36.062	1:36.358	0.296
14	6	WYHINNY	50.733	33	ELLIOTT	25.867	6	WYHINNY	19.484	14	6	WYHINNY	1:36.256	1:36.415	0.159
15	66	KINGSNORTH	51.067	51	ANDREWS	25.882	33	ELLIOTT	19.553	15	44	RILEY	1:36.519	1:36.667	0.148
16	44	RILEY	51.080	24	MORRIS	25.899	92	WALSH	19.633	16	99	CLYNES	1:36.520	1:36.540	0.020
17	5	ROSS	51.332	44	RILEY	26.009	24	MORRIS	19.689	17	66	KINGSNORTH	1:36.980	1:37.002	0.022
18	99	CLYNES	51.441	6	WYHINNY	26.039	66	KINGSNORTH	19.708	18	24	MORRIS	1:37.871	1:38.405	0.534
19	51	ANDREWS	51.980	66	KINGSNORTH	26.205	51	ANDREWS	20.019	19	51	ANDREWS	1:37.881	1:38.075	0.194
20	2	BLUMSON	52.061	5	ROSS	26.426	11	CULLEY	20.057	20	5	ROSS	1:38.053	1:39.052	0.999
21	11	CULLEY	52.117	11	CULLEY	26.631	75	WENHAM	20.284	21	11	CULLEY	1:38.805	1:39.127	0.322
22	24	MORRIS	52.283	2	BLUMSON	26.750	5	ROSS	20.295	22	2	BLUMSON	1:39.175	1:40.176	1.001
23	75	WENHAM	52.530	75	WENHAM	26.851	2	BLUMSON	20.364	23	75	WENHAM	1:39.665	1:39.911	0.246
													Perfect Lap	1:32.820	

Weather / Track : Cloudy / Dry

Circuit Length = 1.9400 miles  
Start: 15:21 End: 15:46

**Volkswagen Racing Cup**  
**RACE 10 - ROUND 6 - SPEED TRAPS**

SECTOR 1				SECTOR 2			FINISH LINE			
POS	NO	NAME	MPH	NO	NAME	MPH	NO	NAME	MPH	
1	20	Michael KURTON	89.8	3	Paul TAYLOR	90.7	14	Peter FELIX	98.0	
2	8	Aaron MASON	89.5	69	James WALKER	89.5	3	Paul TAYLOR	97.0	
3	22	Howard FULLER	89.2	75	Zoe WENHAM	89.1	53	Steve CHAPLIN	96.0	
4	14	Peter FELIX	88.7	8	Aaron MASON	89.0	22	Howard FULLER	95.3	
5	69	James WALKER	88.5	22	Howard FULLER	89.0	20	Michael KURTON	95.2	
6	3	Paul TAYLOR	88.1	7	Tim SNAYLAM	88.9	44	Robin RILEY	95.2	
7	53	Steve CHAPLIN	88.0	20	Michael KURTON	88.9	92	Martyn WALSH	95.2	
8	21	Daniel WALKER	87.7	2	Darren BLUMSON	88.8	8	Aaron MASON	94.5	
9	7	Tim SNAYLAM	87.6	44	Robin RILEY	88.5	7	Tim SNAYLAM	94.1	
10	9	Peter WYHINNY	87.6	24	Phil MORRIS	88.4	24	Phil MORRIS	93.7	
11	68	Sam EDWARDS	87.2	53	Steve CHAPLIN	88.4	69	James WALKER	93.6	
12	92	Martyn WALSH	86.9	92	Martyn WALSH	88.4	51	Simon ANDREWS	93.3	
13	44	Robin RILEY	86.0	99	Mark CLYNES	88.2	75	Zoe WENHAM	93.2	
14	51	Simon ANDREWS	85.5	68	Sam EDWARDS	88.1	99	Mark CLYNES	93.2	
15	2	Darren BLUMSON	85.3	51	Simon ANDREWS	88.0	11	Barrie CULLEY	93.1	
16	6	Paul WYHINNY	85.2	11	Barrie CULLEY	87.8	21	Daniel WALKER	93.1	
17	24	Phil MORRIS	85.2	14	Peter FELIX	87.6	9	Peter WYHINNY	92.7	
18	99	Mark CLYNES	84.9	9	Peter WYHINNY	87.5	68	Sam EDWARDS	92.4	
19	66	Richard KINGSNORTH	84.1	21	Daniel WALKER	87.3	2	Darren BLUMSON	91.5	
20	75	Zoe WENHAM	84.0	33	Simon ELLIOTT	86.8	66	Richard KINGSNORTH	91.5	
21	33	Simon ELLIOTT	83.8	66	Richard KINGSNORTH	85.8	33	Simon ELLIOTT	91.1	
22	5	Doug ROSS	83.7	5	Doug ROSS	84.5	6	Paul WYHINNY	90.0	
23	11	Barrie CULLEY	83.7	6	Paul WYHINNY	83.2	5	Doug ROSS	87.7	

Weather / Track : Cloudy / Dry

Circuit Length = 1.9400 miles  
 Start: 15:21 End: 15:46

# Volkswagen Racing Cup

## RACE 10 - ROUND 6 - POSITION CHART

No	Name	Laps Pos	Laps												
			1	2	3	4	5	6	7	8	9	10	11	12	13
3	Paul TAYLOR	1	3	3	3	3	3	14	14	69	22	22	22	22	22
14	Peter FELIX	2	14	14	69	69	14	3	69	22	69	69	69	69	14
21	Daniel WALKER	3	21	69	14	14	69	69	22	14	14	14	14	14	69
69	James WALKER	4	69	8	8	8	8	22	20	20	20	20	20	20	9
68	Sam EDWARDS	5	68	21	53	53	22	53	3	3	3	9	9	9	3
8	Aaron MASON	6	8	53	22	22	53	20	9	9	9	3	3	3	20
53	Steve CHAPLIN	7	53	22	20	20	20	9	92	92	92	92	92	92	92
22	Howard FULLER	8	22	20	21	9	9	92	6	6	6	6	68	68	68
20	Michael KURTON	9	20	66	9	66	92	6	66	68	68	68	6	6	6
66	Richard KINGSNORTH	10	66	9	66	92	6	66	68	66	66	33	33	33	33
6	Paul WYHINNY	11	6	6	6	6	66	33	33	33	33	66	21	21	21
92	Martyn WALSH	12	92	92	92	33	33	68	99	99	99	21	44	44	44
33	Simon ELLIOTT	13	33	2	33	68	68	5	44	44	44	44	99	99	99
2	Darren BLUMSON	14	2	11	2	5	99	99	5	21	21	99	7	7	7
9	Peter WYHINNY	15	9	5	5	2	5	44	21	5	5	11	11	51	24
11	Barrie CULLEY	16	11	33	68	99	2	11	11	51	11	24	51	11	11
99	Mark CLYNES	17	99	99	11	11	11	51	51	11	51	51	24	24	5
5	Doug ROSS	18	5	44	99	44	44	21	24	24	24	7	5	5	
44	Robin RILEY	19	44	51	44	51	51	24	75	75	75	5	75	8	
51	Simon ANDREWS	20	51	68	51	24	24	75	7	7	7	75	8		
24	Phil MORRIS	21	24	24	24	75	21	2	8	8	8	8			
75	Zoe WENHAM	22	75	75	75	21	75	8							
7	Tim SNAYLAM	23	7	7	7	7	7	7							

Weather / Track : Cloudy / Dry

Circuit Length = 1.9400 miles  
Start: 15:21 End: 15:46